



San Jose–San Francisco, United States

San Jose–San Francisco is the top-ranked cluster, out of 21 American clusters, that falls within the top 100 S&T clusters in 2023. It filed **7,547 PCT applications** and published **9,353 scientific articles**, both per 1 million inhabitants over the last five years, making it the:

6th largest science and technology cluster in 2023 (down one spot from 2022)

2nd S&T cluster by intensity (relative to population density) in 2023 (unchanged from 2022)

Top PCT applicants

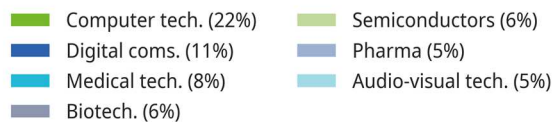
		Patents	Share
1	Google	3,710	8%
2	Apple	2,240	5%
3	Applied Materials	2,149	5%

Top publishing organizations

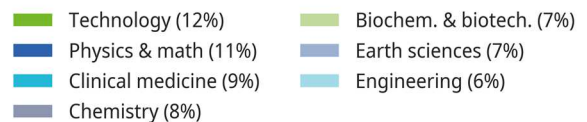
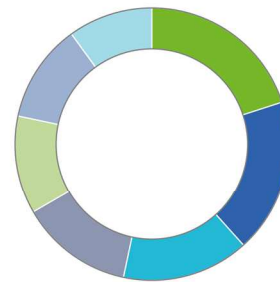
		Articles	Share
1	Stanford University	16,766	29%
2	University of California San Francisco	9,707	17%
3	University of California Berkeley	9,206	16%

Top technology fields in San Jose–San Francisco

Patents



Publications



24% of San Jose–San Francisco's PCT patent applications are filed in collaboration with other inventors, with **Portland, San Diego** and **Boston–Cambridge** emerging as the top collaborative locations.

76% of San Jose–San Francisco's scientific articles are published in collaboration with other organizations, with the top three collaborating locations being **Boston–Cambridge, New York City** and **Washington**.