



Eindhoven, Netherlands

Eindhoven is the second-ranked cluster, out of 2 Dutch clusters, that falls within the top 100 S&T clusters in 2023. It filed **7,735 PCT applications** and published **5,174 scientific articles**, both per 1 million inhabitants over the last five years, making it the:

41st largest science and technology cluster in 2023 (down one spot from 2022)

4th S&T cluster by intensity (relative to population density) in 2023 (unchanged from 2022)

Top PCT applicants

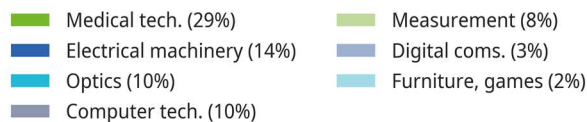
		Patents	Share
1	Philips Electronics	4,353	55%
2	Signify	1,183	15%
3	Asml	927	12%

Top publishing organizations

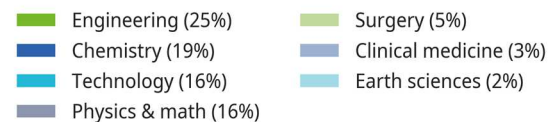
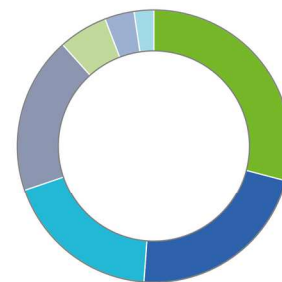
		Articles	Share
1	Eindhoven University of Technology	3,782	71%
2	Catharina Hospital	205	4%
3	Maxima Medical Center	140	3%

Top technology fields in Eindhoven

Patents



Publications



6% of Eindhoven's PCT patent applications are filed in collaboration with other inventors, with **San Jose–San Francisco, Amsterdam–Rotterdam** and **San Diego** emerging as the top collaborative locations.

75% of Eindhoven's scientific articles are published in collaboration with other organizations, with the top three collaborating locations being **Amsterdam–Rotterdam, Maastricht** and **Nijmegen**.