

Global Innovation Index 2023



Rome, Italy

Rome is the second-ranked cluster, out of 2 Italian clusters, that falls within the top 100 S&T clusters in 2023. It filed **274 PCT applications** and published **8,465 scientific articles**, both per 1 million inhabitants over the last five years, making it the:

66th largest science and technology cluster in 2023 (up one spot from 2022)

61st S&T cluster by intensity (relative to population density) in 2023 (up three spots from 2022)

Top PCT applicants

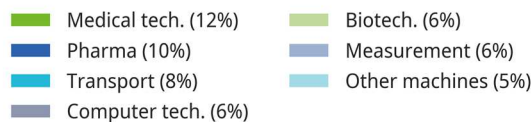
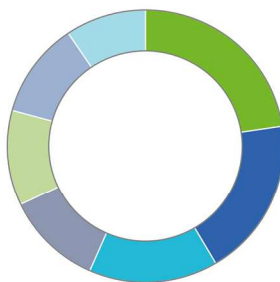
		Patents	Share
1	Bridgestone Europe Nv/Sa	96	10%
2	Consiglio Nazionale Delle Ricerche	25	3%
3	Universita Degli Studi Di Roma 'La Sapienza'	24	3%

Top publishing organizations

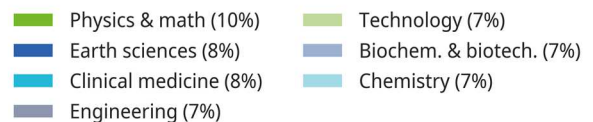
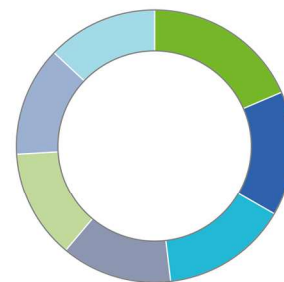
		Articles	Share
1	Sapienza University Rome	8,342	28%
2	University of Rome Tor Vergata	3,454	12%
3	Irccs Policlinico Gemelli	2,043	7%

Top technology fields in Rome

Patents



Publications



26% of Rome's PCT patent applications are filed in collaboration with other inventors, with **Milan, Naples** and **Genoa** emerging as the top collaborative locations.

66% of Rome's scientific articles are published in collaboration with other organizations, with the top three collaborating locations being **Milan, Naples** and **Paris**.