



Cologne, Germany

Cologne is the second-ranked cluster, out of 9 German clusters, that falls within the top 100 S&T clusters in 2023. It filed **775 PCT applications** and published **3,558 scientific articles**, both per 1 million inhabitants over the last five years, making it the:

25th largest science and technology cluster in 2023 (down two spots from 2022)

79th S&T cluster by intensity (relative to population density) in 2023 (unchanged from 2022)

Top PCT applicants

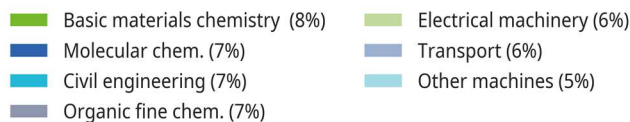
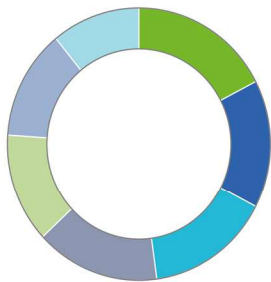
| | | Patents | Share |
|---|----------------------|---------|-------|
| 1 | Henkel | 585 | 8% |
| 2 | Covestro Deutschland | 453 | 6% |
| 3 | Bayer | 381 | 5% |

Top publishing organizations

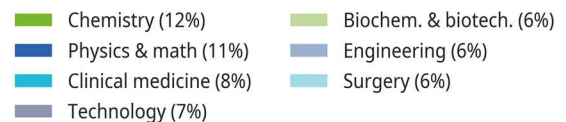
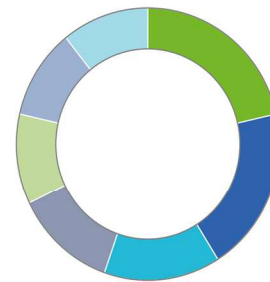
| | | Articles | Share |
|---|------------------------|----------|-------|
| 1 | University of Bonn | 5,220 | 15% |
| 2 | University of Cologne | 4,611 | 13% |
| 3 | Ruhr University Bochum | 4,337 | 13% |

Top technology fields in Cologne

Patents



Publications



29% of Cologne's PCT patent applications are filed in collaboration with other inventors, with **Aachen, Frankfurt am Main** and **Berlin** emerging as the top collaborative locations.

69% of Cologne's scientific articles are published in collaboration with other organizations, with the top three collaborating locations being **Berlin, Munich** and **Frankfurt am Main**.