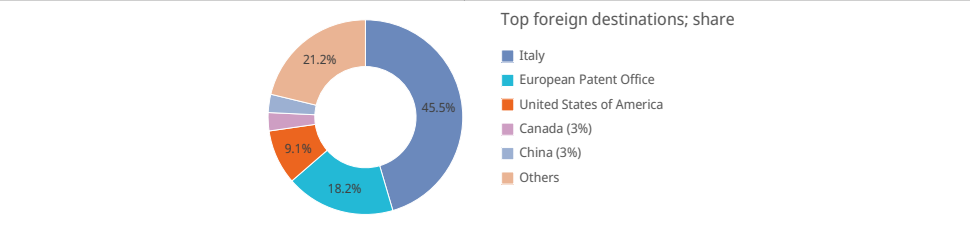
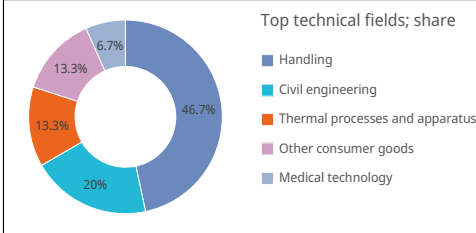
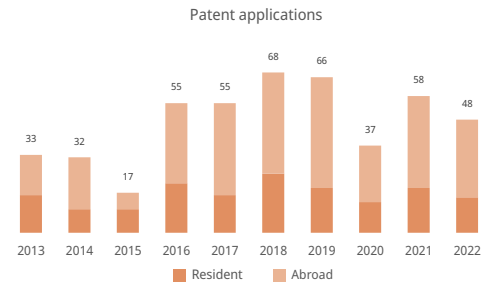


WIPO IP Statistics Data Center

Patent

Statistics for applicants residing in this country

Patent applications; global rank	48	↓17.2%	112 th
Resident applications	15	↓21.1%	
Abroad applications; global rank	33	↓15.4%	103 rd
Regional rank and share	Europe - 40 th 0%		
	Southern Europe - 11 th 0.1%		
Resident applications per million inhabitants; global rank			
Resident applications per 100 billion USD GDP; global rank			
Utility model applications; global rank	5	↑66.7%	88 th
PCT international applications; global rank	8	↑33.3%	76 th
PCT applications per million inhabitants; global rank			
PCT publications relating to renewable energy (2020-2022)			
Share of university applications (2020-2022)			
Share of women inventors (2020-2022)		5.9%	
PCT national phase entries; global rank	17	↓10.5%	86 th
Share of abroad applications using the PCT System		42.4%	
PCT top applicants (2020-2022)			
	Robopac S.P.A.		4
	Tiss'you SRL		2
	Fintek S.R.L.		1
	Noxon S.P.A.		1
	Galaxi S.R.L.		1



Statistics for the IP office

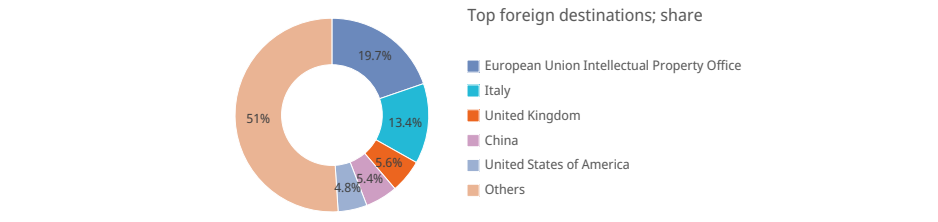
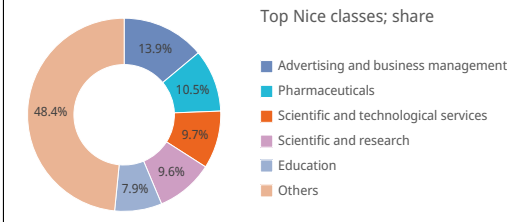
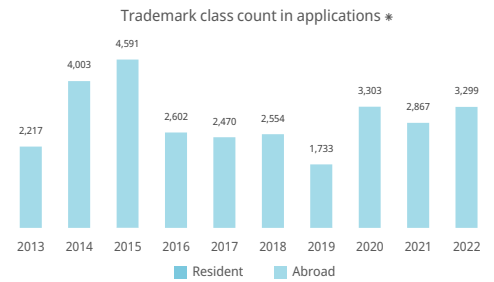
Total applications; global rank	502	↓31.1%	65 th
Resident; share	9	↑28.6%	1.8%
Non-resident; share	493	↓31.7%	98.2%
Patent Grants	467	↓35.9%	
Patents in force; global rank			
National IP office - applications per examiner			
National IP office - grant delay in months			
Filings via regional office - resident	European Patent Office		6
Filings via regional office - non-resident	European Patent Office		193,604

Country of origin of non-resident applications; share			
	United States of America	48,123	24.9%
	Germany	24,685	12.8%
	Japan	21,577	11.1%
	China	19,061	9.8%
	France	10,979	5.7%

Trademark

Statistics for applicants residing in this country [1]

Trademark filings; global rank *	3,299	↑15.1%	109 th
Resident filings *			
Abroad filings; global rank	3,299	↑15.1%	81 st
Regional rank and share	Europe - 40 th 0%		
	Southern Europe - 11 th 0.1%		
Resident filings per million inhabitants; global rank			
Resident filings per 100 billion USD GDP; global rank			
Madrid international applications; global rank	9	↓18.2%	75 th
Madrid applications per million inhabitants; global rank			
Abroad filings via the Madrid System	300	↓35.3%	76 th
Share of abroad filings using the Madrid System		9.1%	
Madrid top applicants (2020-2022)			
	Sun Sea Cosmetics SRL		4
	Colombini S.P.A.		3
	Ceramica Faetano S.P.A.		2
	Erba Vita Group S.P.A.		2
	International Games Trade S.P.A.		2



Statistics for the IP office [1]

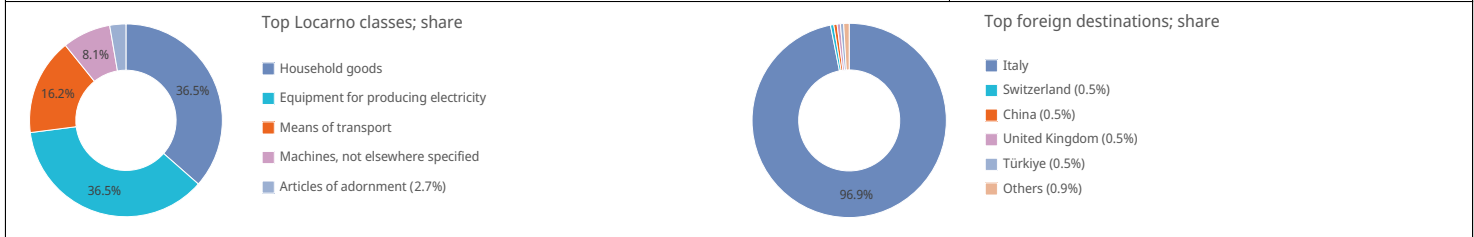
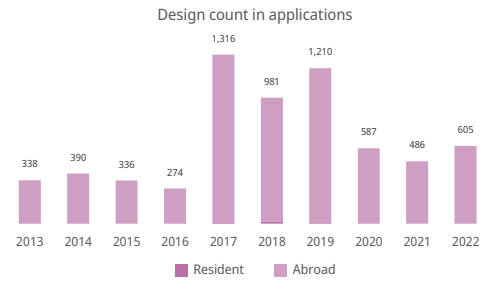
Total filings; global rank *			
Resident; share			
Non-resident; share			
Number of Classes Specified in Trademark Registrations			
Trademarks in force; global rank			
National IP office - applications per examiner			
National IP office - registration delay in days			

Country of origin of non-resident filings; share			
--	--	--	--

Industrial design

Statistics for applicants residing in this country [2]

Designs in applications; global rank	605	↑24.5%	73 rd
Resident filings	3		
Abroad filings; global rank	602	↑23.9%	57 th
Regional rank and share			
		Europe – 37 th	0%
		Southern Europe – 10 th	0.1%
Resident filings per million inhabitants; global rank			
Resident filings per 100 billion USD GDP; global rank			
Hague international filings; global rank	3		54 th
Abroad filings via the Hague System	16		60 th
Share of abroad filings using the Hague System		2.2%	
Hague top applicants (2020-2022)			
	Robopac S.P.A.		3
	Polykap S.R.L.		1



Statistics for the IP office [2]

Total filings; global rank	178	↑107%	88 th	Country of origin of non-resident filings; share		
Resident; share	3		1.7%			
Non-resident; share	175	↑103.5%	98.3%			
Number of Designs in Industrial Design Registrations	109	↑32.9%				
Industrial designs in force; global rank				Germany	88	56.4%
National IP office - applications per examiner				Switzerland	20	12.8%
National IP office - registration delay in days				United States of America	12	7.7%
				Canada	7	4.5%
				China	6	3.8%

Geographical indications

Geographical indications in force by product category	Geographical indications in force by legal means

Plant variety

Plant variety applications filed by applicants residing in this country	Plant variety in force
Resident	National
Abroad	
Regional	

Note

- (1) For trademarks, filings refer to the number of classes specified in applications.
- (2) For industrial designs, filings refer to number of designs contained in applications.
- (3) Statistics are produced regardless of whether the home office of the applicants supplied statistics or not. An asterisk symbol indicates that the home IP office did not supply statistics.
- (4) Statistics relating to "technical fields" are extracted from the Patstat database and are based on the publication date.
- (5) The indicator "resident applications per million population" is available for countries with a population greater than one million. The "indicator per GDP" is available for countries whose total GDP exceeds 10 billion US Dollar.
- (6) Shares of the top foreign destinations are based on absolute count of applications, that is, one application filed at a regional office is counted as one application only.
- (7) One application filed at the Eurasian Patent Organization, the African Intellectual Property Organization, the Benelux Office for Intellectual Property, the European Union Intellectual Property Office or the Patent Office of the Cooperation Council for the Arab States of the Gulf is multiplied by the corresponding number of member states. One application filed at the European Patent Office or the African Regional Intellectual Property Organization is counted as one application abroad if the applicant does not reside in a respective member state, or as one resident application and one application abroad if the applicant resides in a respective member state.
- (8) Percentage with a plus or minus symbol indicates the percentage change from the previous year.
- (9) Both national and regional data are used to establish the list of countries relating to non-resident filings.

Source: WIPO statistics database; last updated: 12/2023