

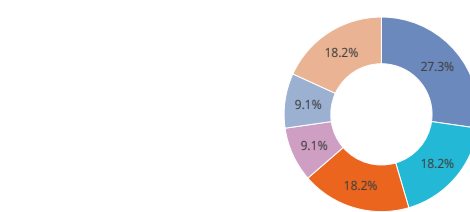
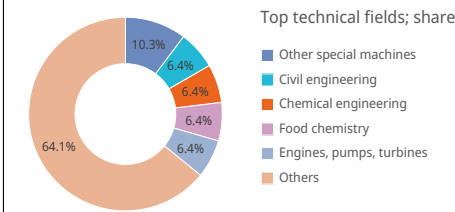
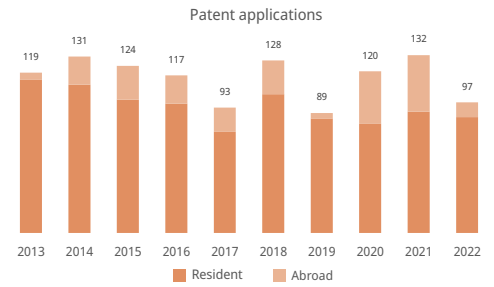
► [WIPO IP Statistics Data Center](#)

► [Find out more about the Global Innovation Index ranking](#)

Patent

Statistics for applicants residing in this country

Patent applications; global rank	97	↓26.5%	91 st
Resident applications	86	↓4.4%	
Abroad applications; global rank	11	↓73.8%	127 th
Regional rank and share			
	Asia - 28 th		0%
	West Asia - 9 th		0.3%
Resident applications per million inhabitants; global rank	23.2		50 th
Resident applications per 100 billion USD GDP; global rank	136		51 st
Utility model applications; global rank	35	↓46.2%	59 th
PCT international applications; global rank	8	↓55.6%	76 th
PCT applications per million inhabitants; global rank	2.2		55 th
PCT publications relating to renewable energy (2020-2022)			
Share of university applications (2020-2022)			
Share of women inventors (2020-2022)		12.5%	
PCT national phase entries; global rank	8	↓68%	102 nd
Share of abroad applications using the PCT System		72.7%	
PCT top applicants (2020-2022)			
	Tralot S.A. - Integrated Lottery Systems and Services		1
	Dzala LLC		1
	Markets Bettors		1
	Partiture Orchestrated Logistics LLC		1
	Solvay Specialty Polymers Usa, L.L.c.		1



Statistics for the IP office

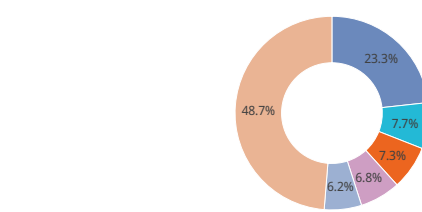
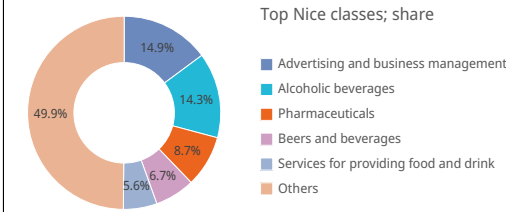
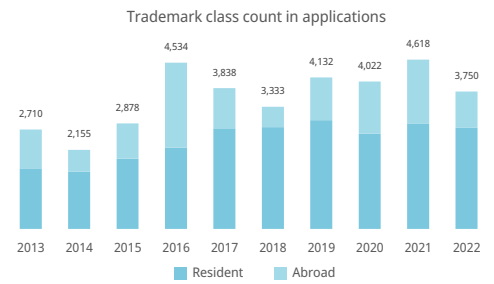
Total applications; global rank	241	↓5.1%	77 th
Resident; share	86	↓4.4%	35.7%
Non-resident; share	155	↓5.5%	64.3%
Patent Grants	122	↓4.7%	
Patents in force; global rank	892		85 th
National IP office - applications per examiner		13.4	
National IP office - grant delay in months		21.0	

Country	Count	Share
United States of America	51	32.9%
Germany	12	7.7%
Italy	10	6.5%
Switzerland	10	6.5%
Canada	8	5.2%

Trademark

Statistics for applicants residing in this country [1]

Trademark filings; global rank	3,750	↓18.8%	104 th
Resident filings	2,758	↓4.1%	
Abroad filings; global rank	992	↓43.1%	111 th
Regional rank and share			
	Asia - 31 st		0%
	West Asia - 12 th		0.4%
Resident filings per million inhabitants; global rank	743		60 th
Resident filings per 100 billion USD GDP; global rank	4,361		54 th
Madrid international applications; global rank	23	↓8%	67 th
Madrid applications per million inhabitants; global rank	6.2		46 th
Abroad filings via the Madrid System	247	↓72.4%	81 st
Share of abroad filings using the Madrid System		24.9%	
Madrid top applicants (2020-2022)			
	Global Beer Georgia LLC		6
	Georgian Wines and Spirits Company LLC		3
	Alazani Winery Ltd.		2
	Camelyn LLC		2
	Hygiene Industry of Georgia LLC		2



Statistics for the IP office [1]

Total filings; global rank	10,873	↑1.2%	77 th
Resident; share	2,758	↓4.1%	25.4%
Non-resident; share	8,115	↑3.1%	74.6%
Number of Classes Specified in Trademark Registrations	10,907	↑21.1%	
Trademarks in force; global rank	67,899		70 th
National IP office - applications per examiner		1,087.3	
National IP office - registration delay in days		210.0	

Country	Count	Share
Russian Federation	1,210	15%
United States of America	881	10.9%
United Kingdom	581	7.2%
Switzerland	569	7.1%
Bulgaria	549	6.8%

