



PCT – ePCT Environment

For applicants

Peter Waring

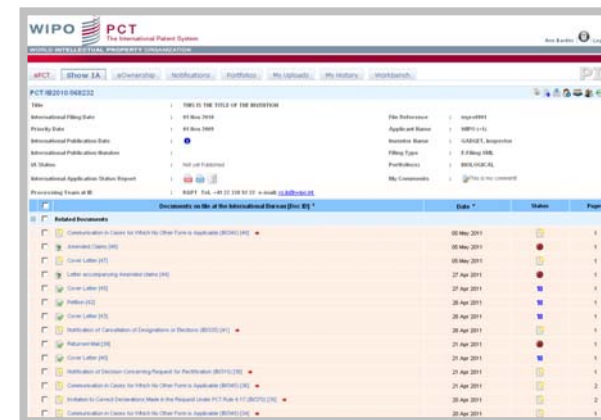
Head, PCT Technical Cooperation,
PCT International Cooperation Division

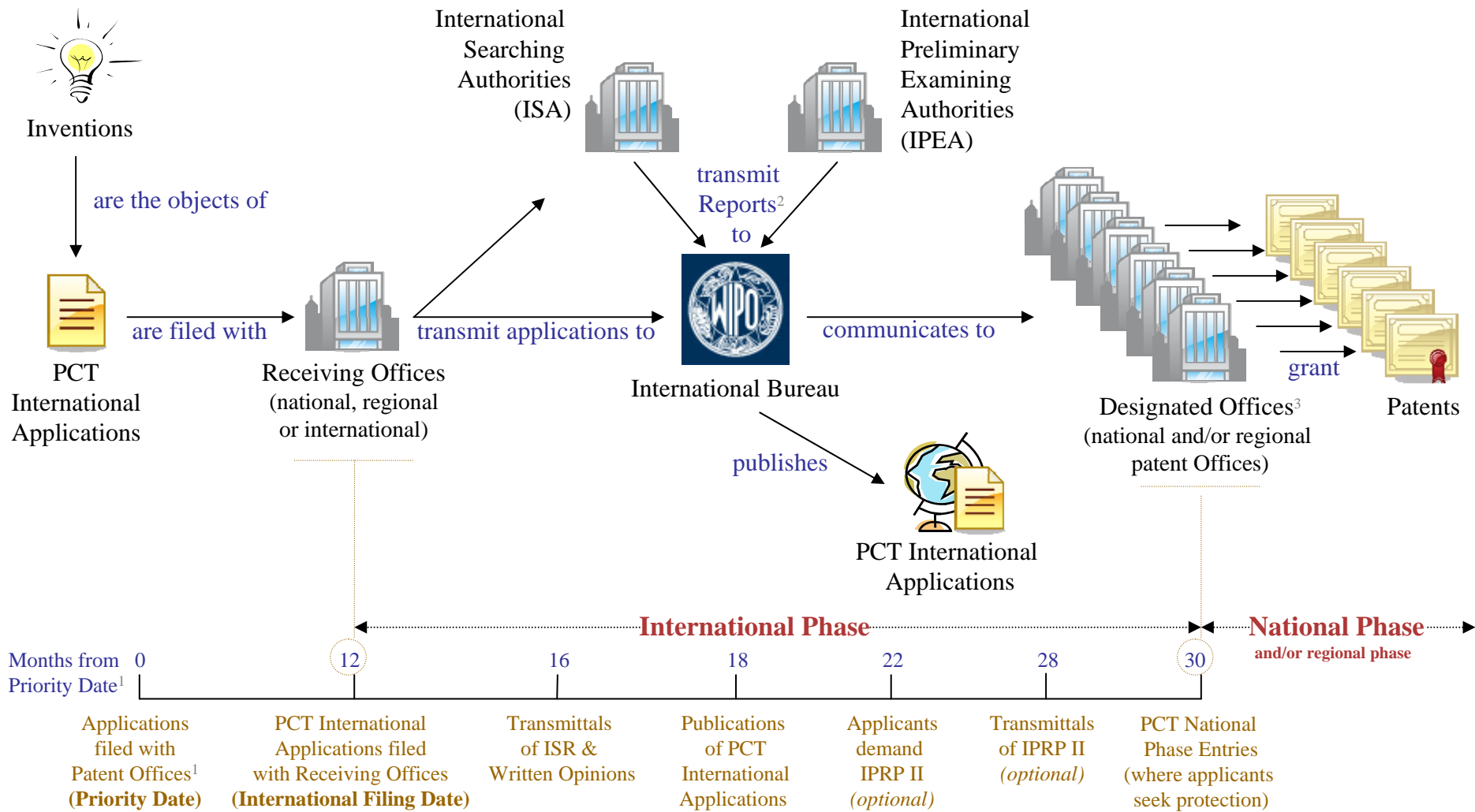
Agenda

- **ePCT Environment**
- PCT Filing
 - Paper / EASY / e-filing
- PCT International Application follow up
 - ePCT applicant portal
- PCT Publication
 - PATENTSCOPE
 - PATENTSCOPE search
 - PATENTSCOPE translation

ePCT Environment - introduction

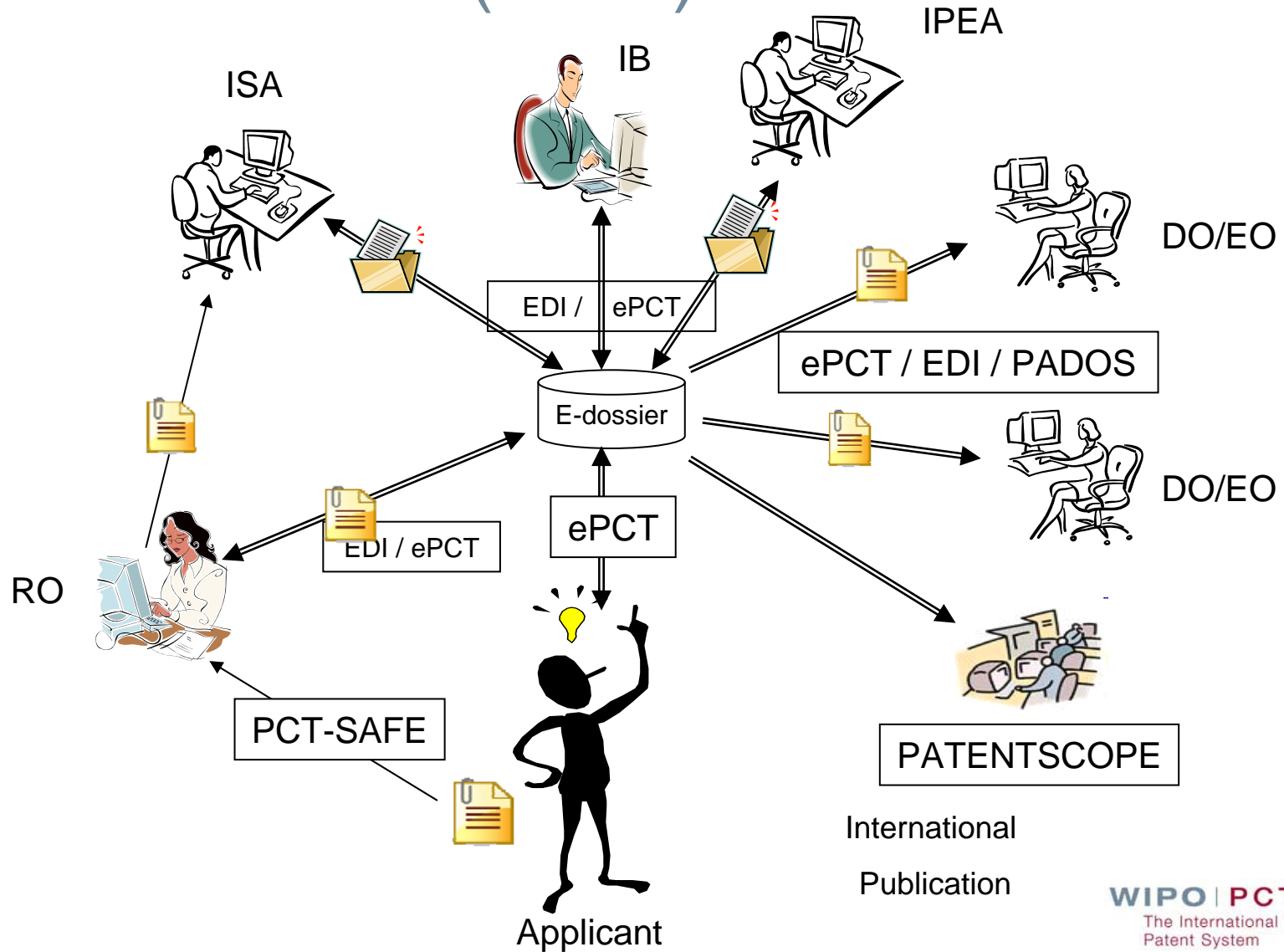
- Modernization of PCT process
- Within the framework of the treaty
- An ongoing process
- Aiming for benefits for all parties



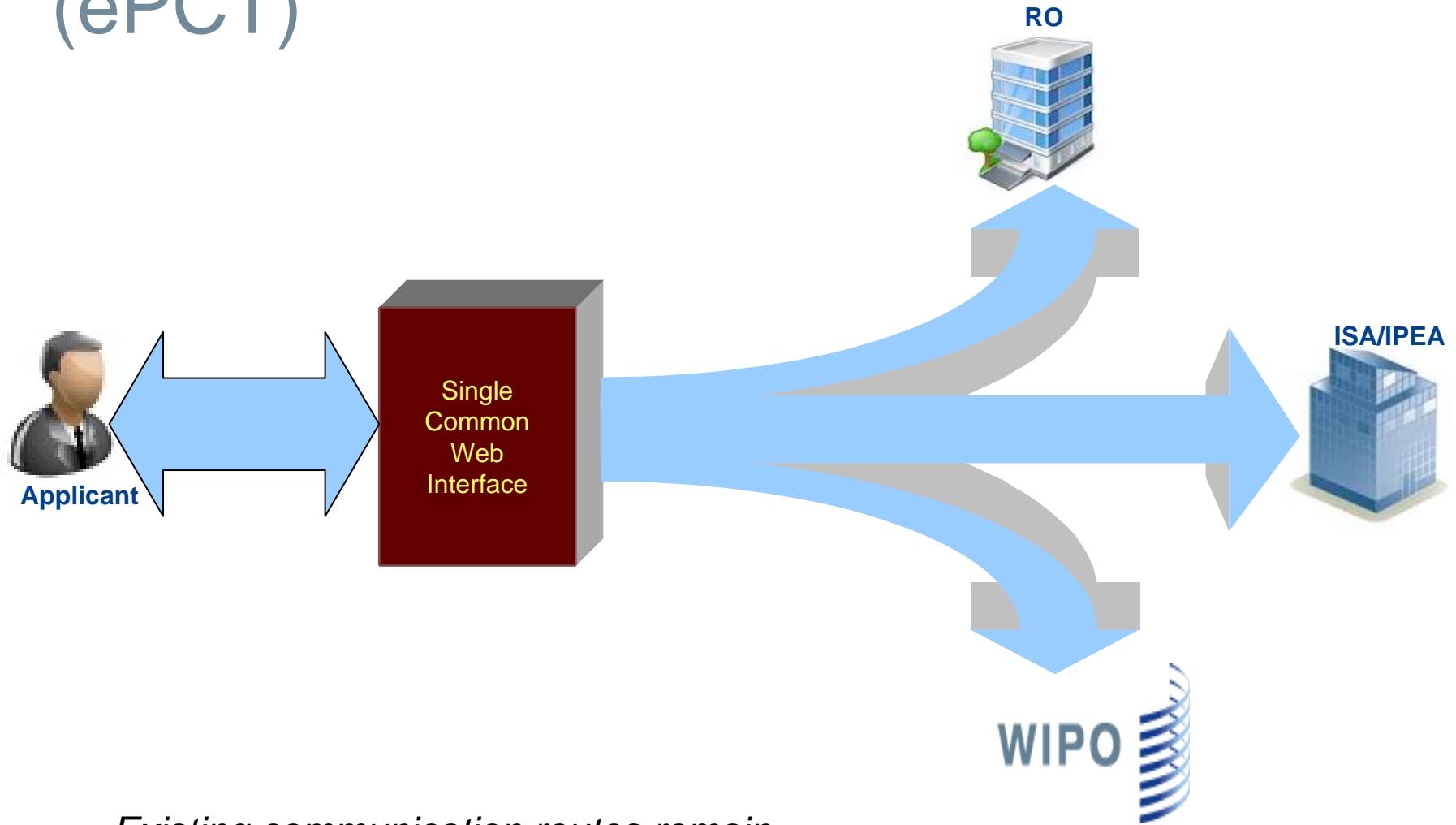


¹ Generally, applicants first file a national or regional patent application with their patent Office, and within 12 months from priority date, file a PCT international application at a receiving Office.
² ISAs transmit International Search Reports (ISRs) & the Written Opinions / IPEAs transmit International Preliminary Reports on Patentability II (IPRP II).
³ Called Elected Offices for Applicants having filed a demand for IPRP II.

Overview ePCT (2013)



Vision - Single Common Web Interface (ePCT)



Existing communication routes remain available

Agenda

- ePCT Environment
- **PCT Filing**
 - Paper / EASY / e-filing
- PCT Application follow up
 - ePCT
- PCT Publication
 - PATENTSCOPE
 - PATENTSCOPE search
 - PATENTSCOPE translation

PCT filing (3)

- PCT-SAFE fully electronic type and EASY filings accounted for approximately 78% of all PCT filings in 2009
- At RO/IB(2009)
 - PCT-EASY type filings 6.7%, fully electronic filings 63.6%, paper only filings 29.7%

① <http://www.wipo.int/pct-safe/en/>

PCT filing (4)

- PCT-SAFE demonstration
- ePCT Web filing demonstration



PCT filing (5)

■ PCT SAFE

- LATEST VERSION of PCT-SAFE Client (3.51.059.235) (April 1, 2013)
- Essentially filing reference data updates
- PCT-SAFE Editor remains available for editing fully XML applications



<http://www.wipo.int/pct-safe/en/>

PCT filing (6)

■ ePCT Web filing

- Available for filing to RO-IB
(ask epct@wipo.int)
- PDF e-filings
- Allows shared editing
(using ePCT permissions)
- Automatic association with
ePCT accounts



<http://epct.wipo.int>



PCT filing (7)

- Future developments

- ePCT Web filing

- ePCT Specification editor tool



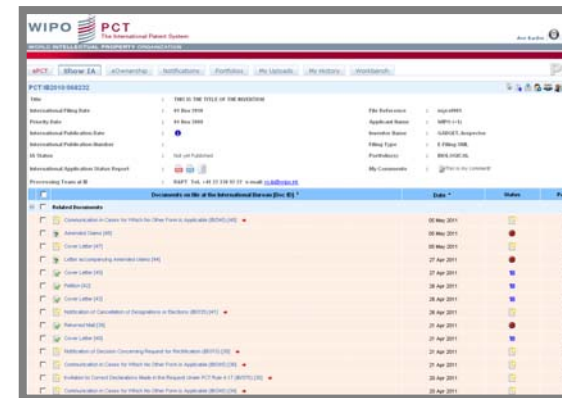
<http://www.wipo.int/pct-safe/en/index.html>

Agenda

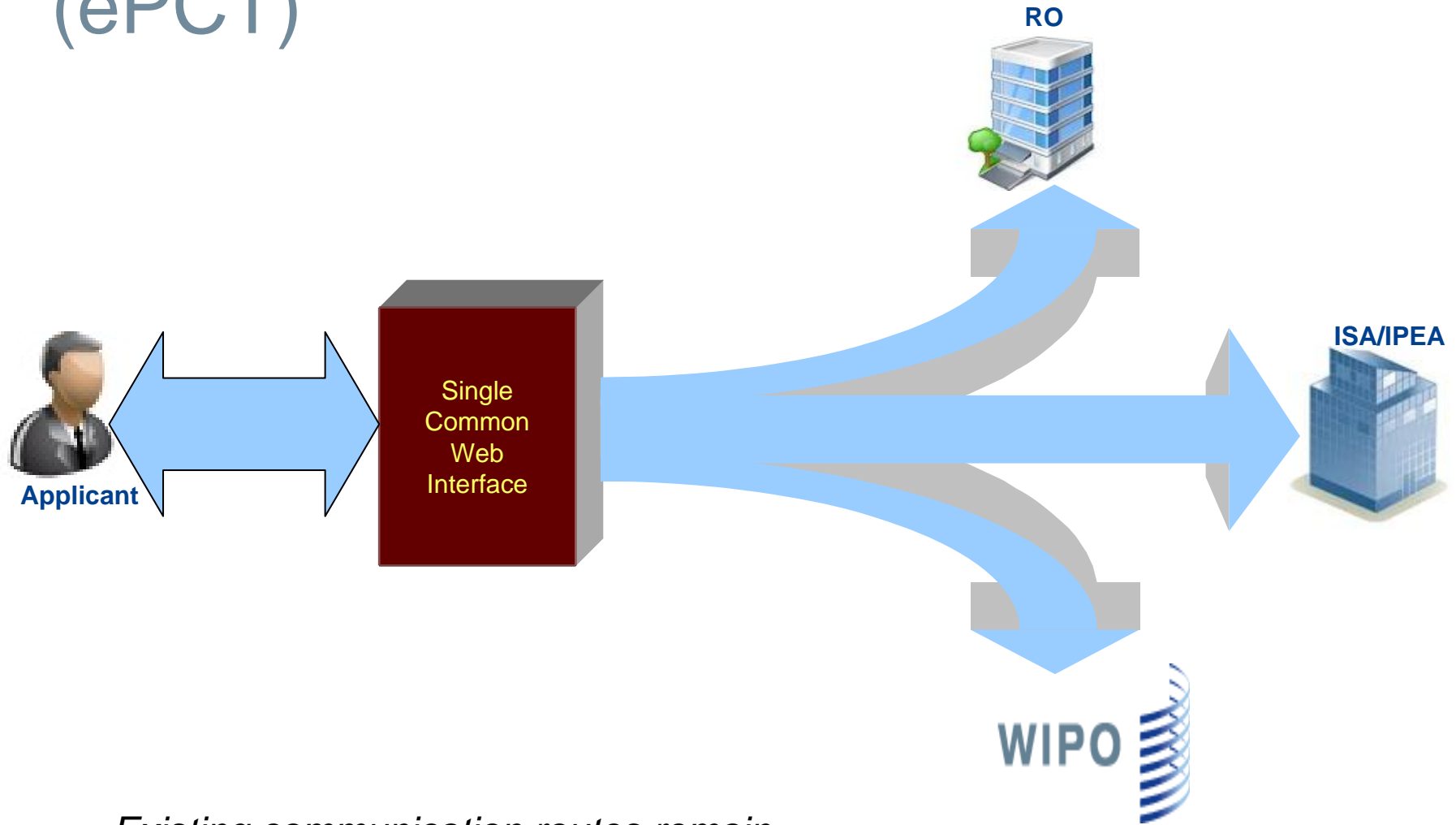
- ePCT Environment
- PCT Filing
 - Paper / EASY / e-filing
- **PCT Application follow up**
 - ePCT
- PCT Publication
 - PATENTSCOPE
 - PATENTSCOPE search
 - PATENTSCOPE translation

ePCT –Overview

- ePCT provides online access to PCT international applications for applicants/agents
 - “ePCT *public* services”
 - “ePCT *private* services”
- Live pilot phase launched May 2, 2011
 - Initially limited to e-filed applications filed at RO/IB with a WIPO Certificate
- 2012 Updates
 - Applicant “Online actions”
 - Improved document upload
 - 3rd party Observations
 - Office “Online actions”



Vision - Single Common Web Interface (ePCT)



Existing communication routes remain available



ePCT Applicant Portal

ePCT Portal <https://pct.wipo.int/ePCT>

The screenshot shows a Mozilla Firefox browser window displaying the ePCT Portal login page. The browser's address bar shows the URL <https://pct.wipo.int/LoginForms/epct.jsp>. The page header features the WIPO PCT logo and the text "The International Patent System" and "WORLD INTELLECTUAL PROPERTY ORGANIZATION".

ePCT Portal

The ePCT system offers two distinct types of online services:

- ePCT *public* services, requiring the creation of a standard WIPO user account, enable the upload of documents, access to documents previously uploaded by the account holder and the use of the third party observation service.
- ePCT *private* services, requiring additional authentication by uploading a digital certificate to a WIPO user account, provide a full suite of functions to authorized users for international applications filed as 1 January 2009.

Note that this does not yet include the filing of new international applications.

ePCT private services

[Access ePCT private services](#)
(requires WIPO user account and digital certificate)

Smartcard holders using Internet Explorer should log in by clicking [here](#).

ePCT public services

[Access ePCT public services](#)
(requires only WIPO user account)

[Create an account](#)

[Obtain/Upload a certificate](#)

Supported browsers: Mozilla Firefox 3.6+ (recommended), Internet Explorer 7+
The system may not work correctly with other browsers and we will not be able to give assistance in these cases.

[Terms of use](#)

SHORTCUTS

- Getting started
- ePCT for document upload
- Applicant user guide
- Observations by Applicants and Third Parties
- FAQ
- What's new for Applicants?

SHORTCUTS FOR OFFICES

- Getting started for Offices
- Office user guide
- What's new for Offices?

ePCT Portal <https://pct.wipo.int/ePCT>

■ ePCT *public* services

- Requires creation of a standard WIPO user account.
- Users can upload documents to the IB
- Users cannot access to any other confidential documents or data (except documents that they themselves uploaded)

■ ePCT *private* services

- Requires the creation of a standard WIPO user account, plus authentication by digital certificate
- Users can access securely online international applications that are owned or managed by them
- Users can also use ePCT public services functions

ePCT Portal <https://pct.wipo.int/ePCT>

The screenshot shows a Mozilla Firefox browser window displaying the ePCT Portal login page. The browser's address bar shows the URL <https://pct.wipo.int/LoginForms/epct.jsp>. The page header features the WIPO PCT logo and the text "The International Patent System" and "WORLD INTELLECTUAL PROPERTY ORGANIZATION".

ePCT Portal

The ePCT system offers two distinct types of online services:

- ePCT *public* services, requiring the creation of a standard WIPO user account, enable the upload of documents, access to documents previously uploaded by the account holder and the use of the third party observation service.
- ePCT *private* services, requiring additional authentication by uploading a digital certificate to a WIPO user account, provide a full suite of functions to authorized users for international applications filed as 1 January 2009.

Note that this does not yet include the filing of new international applications.

ePCT private services

[Access ePCT private services](#)
(requires WIPO user account and digital certificate)

Smartcard holders using Internet Explorer should log in by clicking [here](#).

ePCT public services

[Access ePCT public services](#)
(requires only WIPO user account)

[Create an account](#)

[Obtain/Upload a certificate](#)

Supported browsers: Mozilla Firefox 3.6+ (recommended), Internet Explorer 7+
The system may not work correctly with other browsers and we will not be able to give assistance in these cases.

[Terms of use](#)

SHORTCUTS

- ▶ Getting started
- ▶ ePCT for document upload
- ▶ Applicant user guide
- ▶ Observations by Applicants and Third Parties
- ▶ FAQ
- ▶ What's new for Applicants?

SHORTCUTS FOR OFFICES

- ▶ Getting started for Offices
- ▶ Office user guide
- ▶ What's new for Offices?

ePCT – *Create an account*

- Create an account using the link on the page



- It is a WIPO account (e.g. same for PCT public/private, Madrid, etc.)

ePCT – Portal access (Private)

- Request a certificate using the link on the WIPO accounts page

The screenshot displays the user interface for Peter Waring's account. At the top, the user's name 'Peter WARING' and a 'Logout' button are visible. A dropdown menu for 'My Account' is open, showing options like 'Login Preferences' and 'Notification Preferences'. The main content area is divided into several sections: 'WIPO ACCOUNTS' with links for 'Account profile', 'Reset password', and 'Change e-mail'; 'FUNCTIONS' with links for 'My e-handshakes' and 'My certificates'; and 'HELP' with links for 'Getting started', 'ePCT for document upload', 'Observations on prior art', 'User guide', 'FAQ', and 'What's new in ePCT?'. On the right, the 'Digital Certificates' section shows a table with one certificate for Peter Waring. Below this, the 'Request new Digital Certificate' section contains a link to 'WIPO Digital Certificate' which is circled in red.

Name	E-mail	Organization	Serial Number
Peter WARING	peter.waring@wipo.int	World Intellectual Property Organization	37:DE:56:42:DB:4F:12:89:35:1B

Request new Digital Certificate

If you do not have a digital certificate, please obtain one from the following link [WIPO Digital Certificate](#).

- Install the certificate in your browser

ePCT – certificate

- Enter a challenge phrase (password)
- Press on submit
- Receive a request acknowledgement email
- Receive a collection email
- Collect your certificate
- It will be installed in your browser
- Export a copy to a safe place

WIPO **Enrollment**

[Help with this Page](#)

Complete Enrollment Form

Enter your Digital ID information

Fill in all required fields. Fields marked with an asterisk (*) are included with your Digital ID and are viewable in the certificate's details.

First Name: * (required) <small>(Surname or middle initial allowed (Example: Jack B.)</small>	<input type="text" value="Peter"/>
Last Name: * (required) <small>(example - Doe)</small>	<input type="text" value="WARRING"/>
Your E-mail Address: * (required) <small>(example - jdoe@verisign.com)</small>	<input type="text" value="peter.warring@wipo.int"/>

Challenge Phrase

The Challenge Phrase is a unique phrase that protects you against unauthorized action on your Digital ID. Do not share it with anyone. Do not lose it. You will need it when you want to revoke or renew your Digital ID.

Enter Challenge Phrase: (required) <small>Do not use any punctuation.</small>	<input type="text"/>
---	----------------------

Optional: Enter Comments

In some cases, your administrator will instruct you to enter Shared Secret information (known only to you and the administrator) in this field. The administrator uses the shared secret to verify that it really is you submitting the application. This comment will not be included in your Digital ID.

<input type="text"/>	<input type="button" value="Submit"/>
----------------------	---------------------------------------

Digital ID Subscriber Agreement

By applying for, submitting, or using a Digital ID, you are agreeing to the terms of the VeriSign Subscriber Agreement.

SUBSCRIBER AGREEMENT

YOU MUST READ THIS SUBSCRIBER AGREEMENT ("SUBSCRIBER AGREEMENT") BEFORE APPLYING FOR, ACCEPTING, OR USING A VERISIGN CERTIFICATE OR DIGITAL ID ("CERTIFICATE" OR "DIGITAL ID"). IF YOU DO NOT AGREE TO THE TERMS OF THIS SUBSCRIBER AGREEMENT, DO NOT APPLY FOR, ACCEPT, OR USE THE CERTIFICATE.

1. Certificate Application and Description of Certificates. This section details the terms and conditions regarding your application ("Certificate Application") for a Certificate and, if VeriSign accepts your Certificate Application, the terms and conditions regarding the your use of the Certificate to be issued by VeriSign to you as "Subscriber" of that Certificate. A Certificate is a digitally signed message that contains a Subscriber's public key and associates it with information authenticated by VeriSign or a VeriSign-authorized entity. The Certificates provided under this Agreement are issued within the VeriSign Trust Network ("VTN"). The VTN is a global public key infrastructure that provides Certificates for both wired and wireless applications. VeriSign is one of the service providers within the VTN, together with a global network of affiliates and partners throughout the world. The VTN and VeriSign under this Agreement offer three distinct classes ("Classes") of certification services, Classes 1-3, for both the wired and wireless Internet and other networks. Each level, or class, of Certificate provides specific functionality and security features and corresponds to a specific level of trust. You are responsible for choosing which Class of Certificate you need. The following subsections state the appropriate uses and authentication

If all the information above is correct, click **Submit** to continue.

ePCT – *public services*

- Replacement of existing PCT Service Center
 - No access to confidential information
 - Secured transactions

- Current functionality
 - User account based identification
 - Online document upload
 - View uploaded documents (those from current user (account) only)
 - Online payment
 - Third party observation system

[WIPO account required]

ePCT – *private* services (I)

- ePCT *private* services
 - Secure Login: User account + password + certificate based identification
 - Secure data transmission
 - Secure claim and management of access rights
 - Ability to delegate access rights
 - Find accessible applications (view & download)
 - Personal history information (access rights etc)
 - History of actions for an international application

ePCT – *private* services (II)

■ ePCT *private* services

- Upload documents including signed cover letter (rule 92.1)
- Online actions (including new Chapter II demand)
- Processing status indications and future availability
- Display PCT timeline and bibliographic data for an international application (visual aid to monitor important PCT time limits)
- Additional processing information
- Reception of criteria based notifications
- E-mail warnings of approaching deadlines
- Private notes/comments

See the on-line documentation on the login screen
[WIPO account + certificate required]

ePCT – private services (III)

World Intellectual Property Organization (WIPO) PCT The International Patent System DEMO Peter WARDING | Logout

WORLD INTELLECTUAL PROPERTY ORGANIZATION CONTACT US

Current time in Geneva, Switzerland Thursday, 20 June 2013, 15:27 CEST Search by IA Number Search

ePCT eOwnership Notifications My History Portfolios Workbench Filing PCT/IB2013/031332

PCT/IB2013/031332

File View Upload Documents Time Line Access Rights History Actions Bibliographic Data

Title	: (EN) BICYCLE	File Reference	: 27052013
International Filing Date	: 27 May 2013	Applicant Name	: GAVRIKOV, Mikhail
Priority Date	: 30 May 2012	Inventor Name	: GAVRIKOV, Mikhail
International Publication Date	: ⓘ	Filing Type	: E-Filing XML
International Publication Number	:	Portfolio	: 📁
IA Status	: Not yet Published	My Comments	: 📝
International Application Status Report	: 📄 📄 📄	Warning	: 📄
Processing Team at IB	: R&PT Send ePCT Message Tel. +41 22 338 95 23 e-mail: epct@wipo.int		
Address for Service ⓘ	: 🏠		

Select Action

Select the action to submit to the IB : OK

- Select
- Declaration of inventorship
- Licensing Availability Request
- Make international application available to DAS
- Observations on close prior art
- Obtain priority document from DAS
- Rule 92bis change request
- Submit Chapter II Demand
- Withdraw Chapter II Demand
- Withdraw Designation(s)
- Withdraw Election(s)
- Withdraw IA
- Withdraw Priority Claim(s)

Version: 2.8.005 | Terms of use

ePCT– setting up secure access

- Taking ‘e-Ownership’ of a PCT application depends on how it was filed:
 - ePCT Web filing
 - Automatic
 - PCT-SAFE e-filing
 - Use ownership code
 - PCT-EASY filing
 - Use ownership code
 - Paper filing
 - Use IB301 form code

ePCT– setting up secure access (e-filing)

- Taking ‘e-Ownership’ of a PCT application (e-filed) requires:
 - The digital certificate used to e-file
 - IA number
 - Confirmation code appearing on Form IB/301
- Once e-ownership established, the application appears on user’s ‘Workbench’
 - Applications can be organised into portfolios
 - E-Owner can give/remove access rights to an application to other associated users - requires ‘e-Handshake’ process
 - Access rights available are ‘e-owner’ or ‘e-editor’
- The IB can control secure access
 - ePCT access rights can be suspended to a whole IA or just to individual users
 - As part of Rule 92*bis* changes or on an as needed basis

ePCT– setting up secure access (paper-filing)

- Taking ‘e-Ownership’ of a PCT application (paper) requires
 - a digital certificate in ePCT
 - IA number
 - Confirmation code appearing on Form IB/301
 - “Yes” Request e-Ownership from IB
 - Complete e-Ownership Request form
 - Wait for confirmation e-mail from IB

- The IB controls secure access
 - Once e-ownership established, the application appears on user’s ‘Workbench’
 - Access now the same as if the IA was originally e-filed

- This process also applies to e-filed cases where the certificate for filing was different

ePCT PCT-SAFE – Taking Ownership

eOwnership Code

Copy/Paste your Customer ID and eOwnership Code to the fields on the PCT-SAFE signature screen.
The eOwnership Code can only be used for one application.

Customer ID

eOwnership Code

Close

Signature

Legal Signature

Alphanumeric

Facsimile

Advanced Digital (No more signatures can be applied - this signature should be finalizing the signing process.)

Assign eOwnership in ePCT (optional)

ePCT Customer ID:

ePCT eOwnership code:

Apply Signature Cancel

no.reply@wipo.int [no.reply@wipo.int]

Sent: Saturday, April 07, 2012 15:26

To: Waring, Peter



WORLD INTELLECTUAL PROPERTY ORGANIZATION

ePCT

ePCT Notifications - PCT/IB2012/030164 - test10mins - DEMO

Dear Peter WARING,

Your access rights in the ePCT system have been modified as follows

Modified By : Peter WARING
Date and Time : 07-Apr-2012 01:00:00 AM CEST
IA Number : PCT/IB2012/030164
New Access Rights : e-Owner

Please go to [ePCT](#)

Best Regards.

WIPO | PCT
The International
Patent System

ePCT– managing Access

- Access to IAs in ePCT is the e-Owner's responsibility
 - Can give and remove access rights

- An E-Handshake is required to ensure good identification of correspondent users
 - Once e-handshake established
 - Grant eViewer, eEditor or eOwner rights

- This allows colleagues who need to see the application access.

ePCT– Upload documents

- Documents can be uploaded for the IB in PDF format
- Documents arrive at IB immediately
- Documents are given the correct indexing
- In the future it may be possible to upload documents for the attention of the receiving Office or the ISA or IPEA

ePCT– eActions

■ eActions

- are available for 12 functions today
- Send your text accurately to the IB
- Have as much validation as possible
- Produce a printable record of the requested action

PCT Application follow up

- ePCT demonstration <http://ePCT.wipo.int>



Agenda

- ePCT Environment
- PCT Filing
 - Paper / EASY / e-filing
- PCT Application follow up
 - ePCT
- **PCT Publication**
 - PATENTSCOPE
 - PATENTSCOPE search
 - PATENTSCOPE translation

PCT Publication

- PCT publication occurs for applications promptly after 18 months from the priority date
 - Initial with or without International Search Report
 - Subsequently republished if required (e.g. on availability of International Search Report)
- PCT Publication is made available
 - to member states in bulk
 - to the public via PATENTSCOPE

PCT Publication

■ PATENTSCOPE demonstration



Agenda

- ePCT Environment
- PCT Filing
 - Paper / EASY / e-filing
- PCT Application follow up
 - ePCT
- **PCT Publication**
 - PATENTSCOPE
 - PATENTSCOPE search
 - PATENTSCOPE translation



Questions?

Peter Waring
Head, PCT Technical Cooperation,
PCT International Cooperation Division