



WIPO | PCT

The International
Patent System



PCT Statistics

Meeting of International Authorities

Twenty-Sixth Session

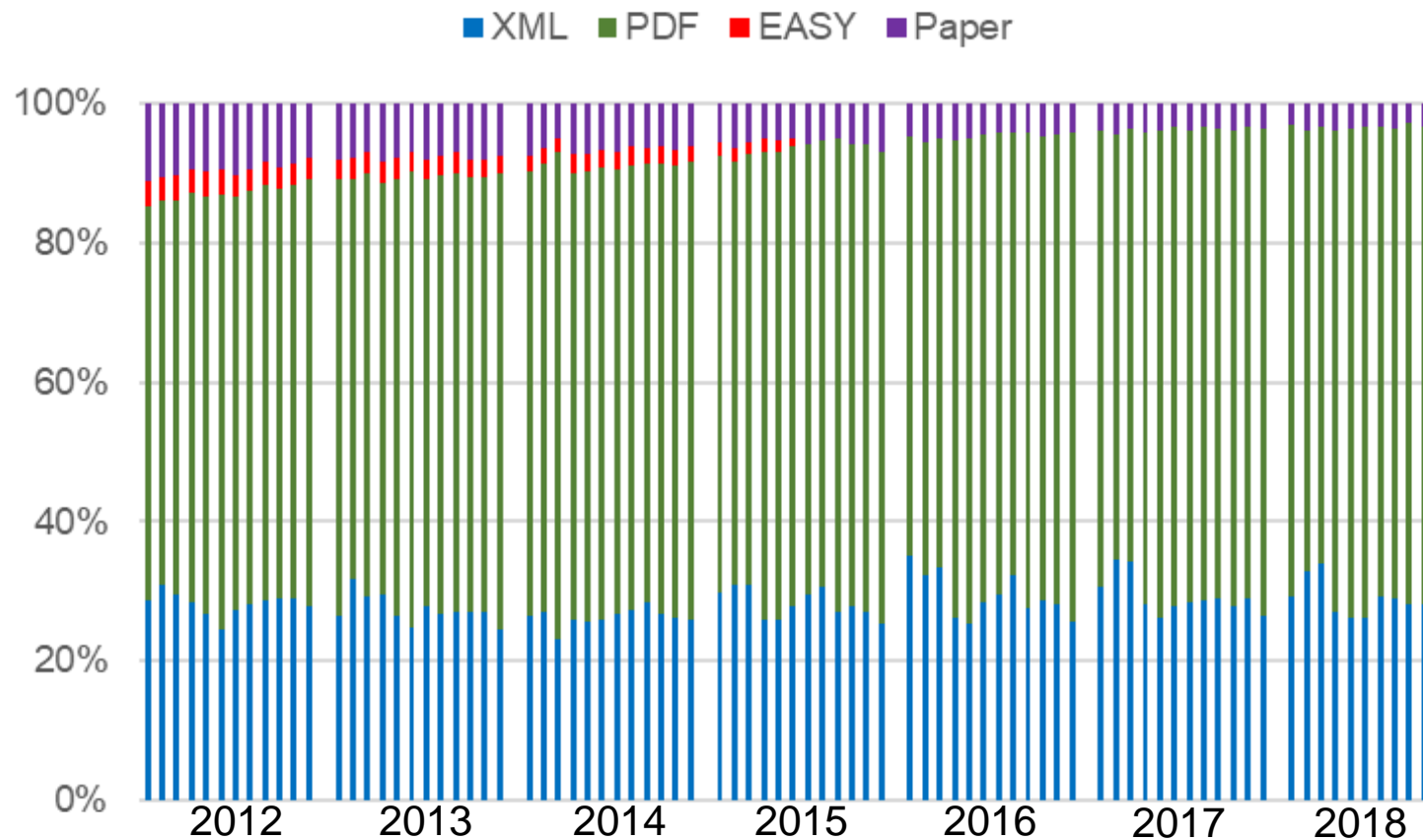
Cairo

February 13 and 14, 2019

Outline

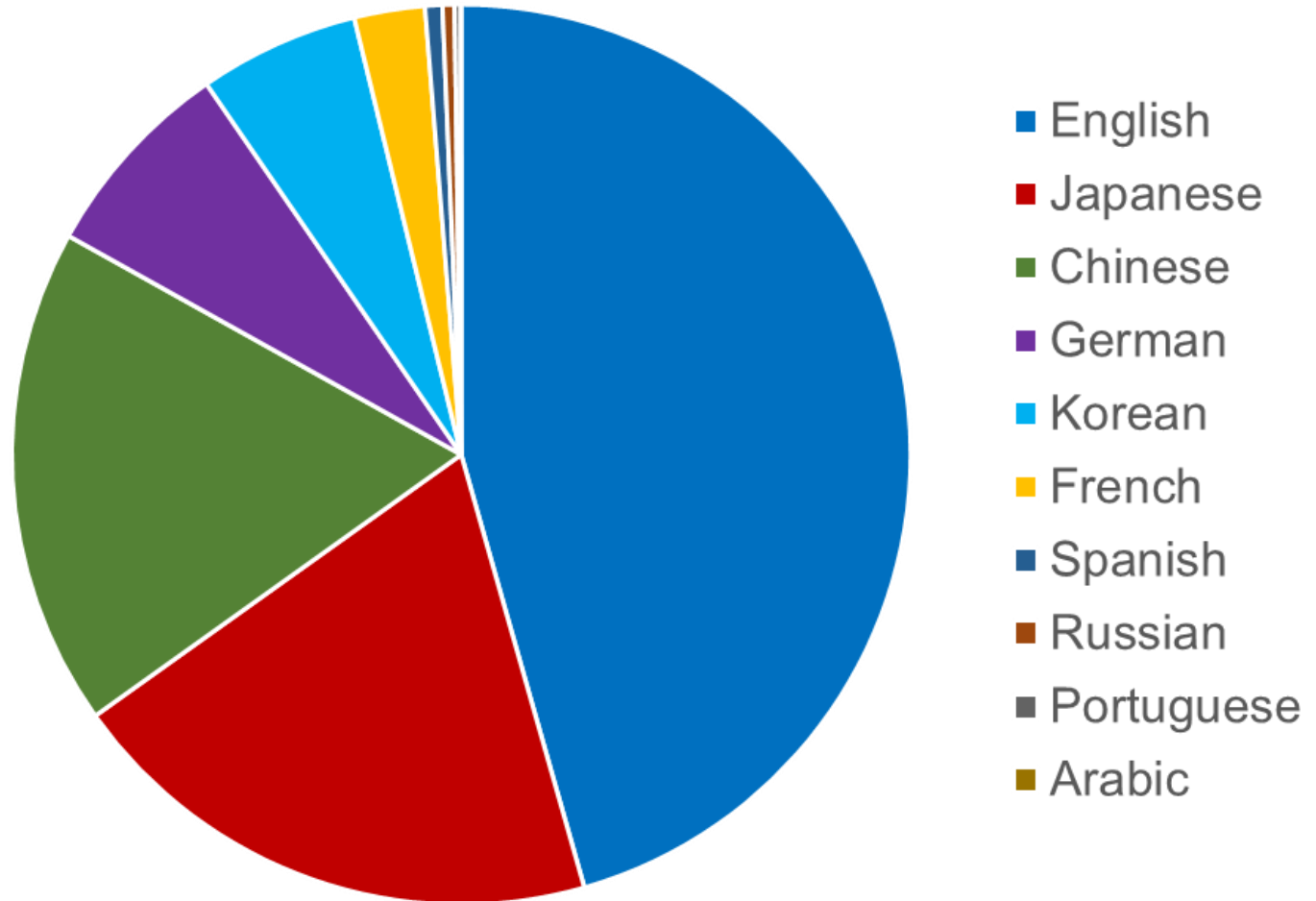
- International Applications Filed
 - Overall Trends and Forecasts
 - Medium of Filing
 - Languages
- National Phase Entries
- International Authorities
 - International Search
 - Supplementary International Search
 - International Preliminary Examination

Medium of Filing



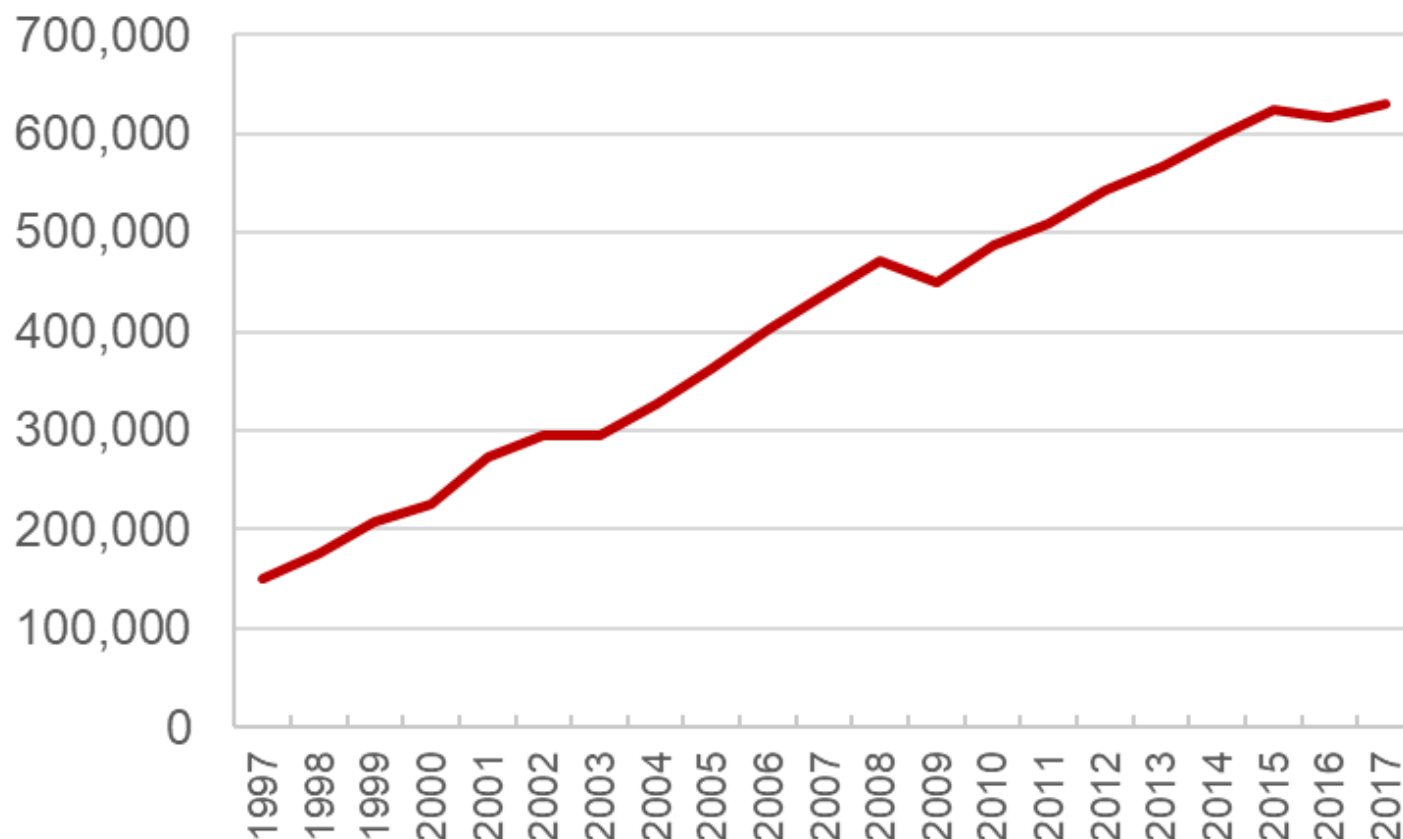
■ Filing medium distribution for 2018:
67.7% PDF, 29.0% XML, 3.3% paper

Publication Languages in 2018



Source: WIPO statistics database. January 2019

PCT National Phase Entries



630,000 total national phase entries in 2017 (+2.3%)

526,000 non-resident national phase entries in 2017 (+2.6%)

57.3% of all non-resident patent applications in 2017 (56.3% in 2016, 57.6% in 2015)

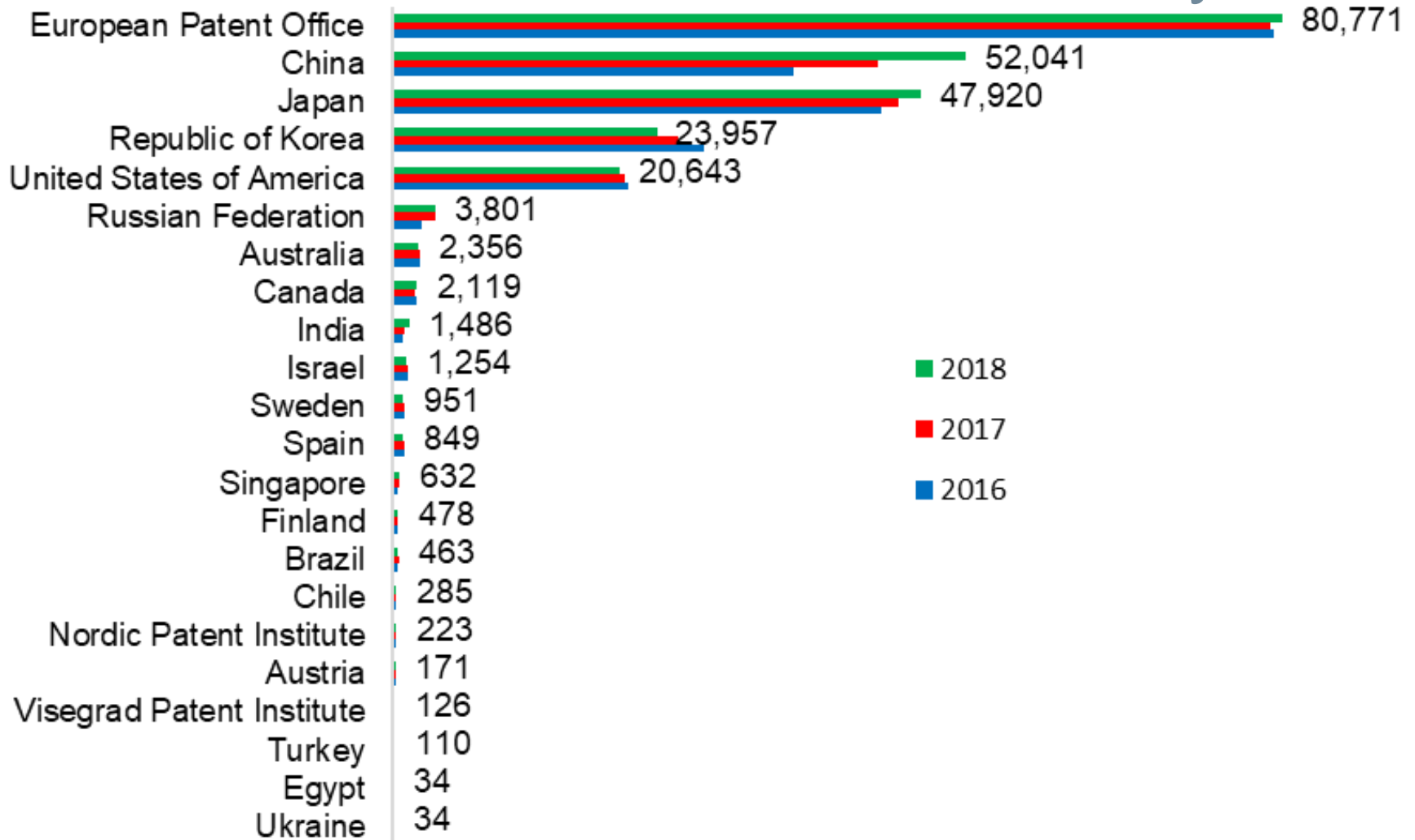
International Authorities

- International Search Reports
 - Distribution by International Authority
 - Timeliness of Transmission to International Bureau

- Supplementary International Search Reports

- International Preliminary Examination Reports
 - Distribution by International Authority
 - Timeliness of Transmission to International Bureau

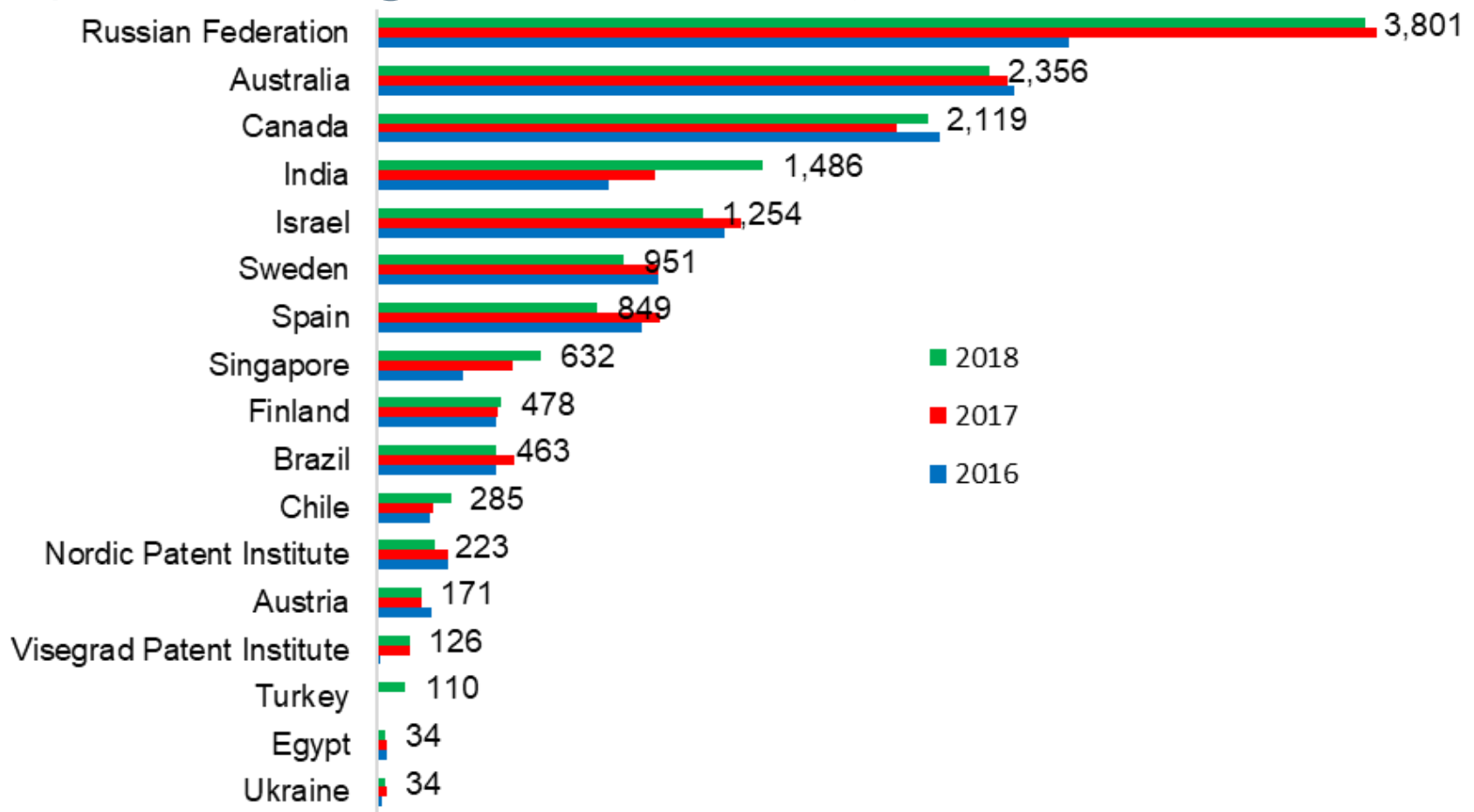
Distribution of ISRs established by ISA



Data based on international filing year of application
 Data for 2018 are incomplete

Source: WIPO statistics database. January 2019

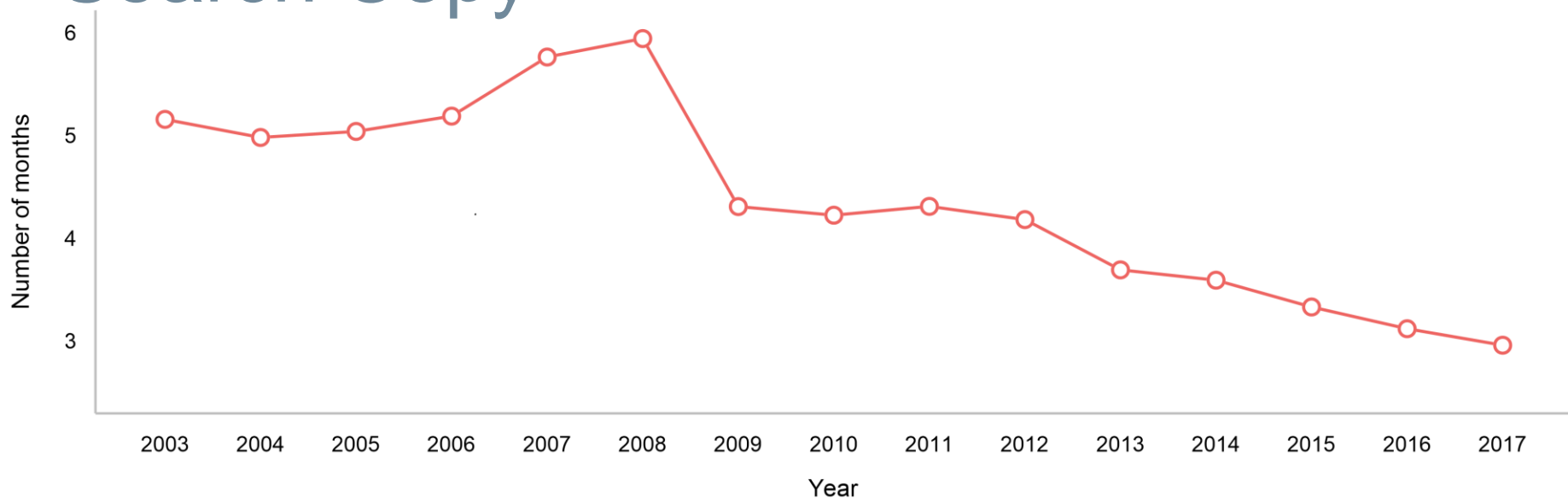
Distribution of ISRs established by ISA (excluding IP5 Offices)



Data based on international filing year of application
Data for 2018 are incomplete

Source: WIPO statistics database. January 2019

Average Timeliness in transmitting ISRs to the IB from Date of Receipt of Search Copy



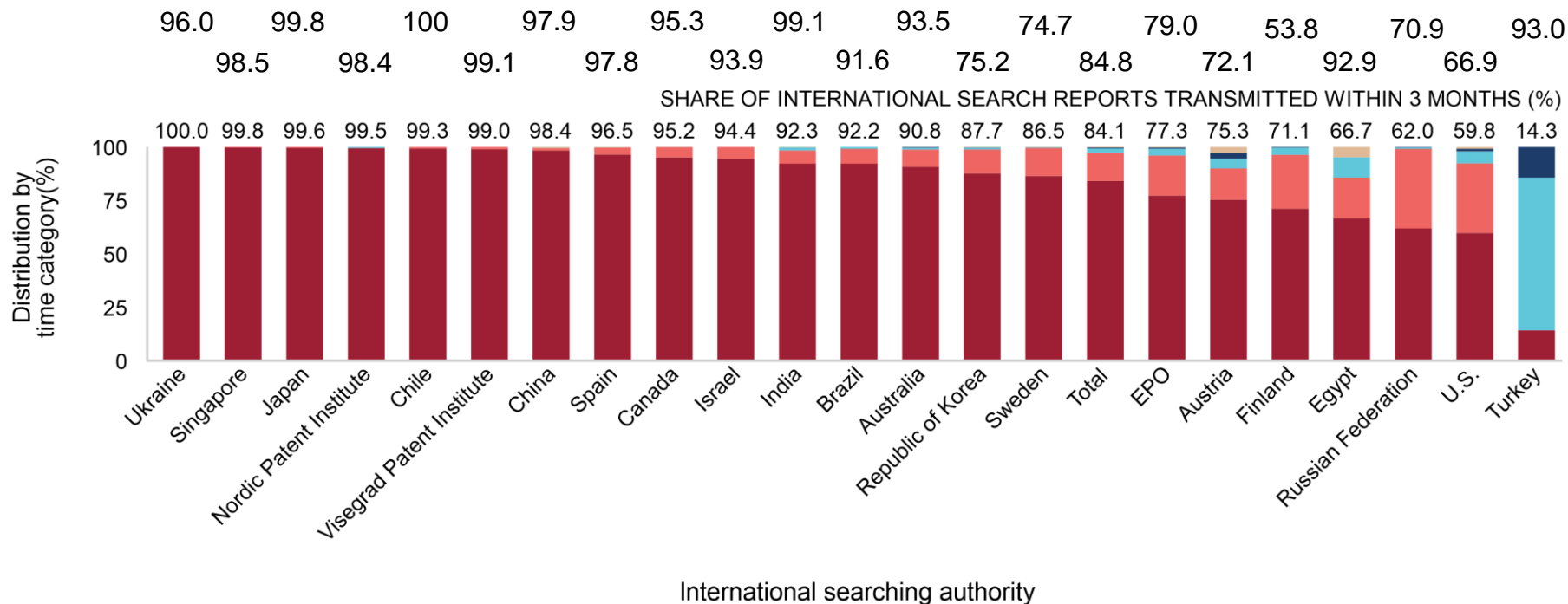
Source: WIPO statistics database. March 2018 and January 2019. Excludes cases where Rule 42 time limit of 9 months from the priority date applies.

■ Average timeliness in transmitting ISRs to the IB was 2.95 months in 2017

■ 84.1% of PCT applications transmitted to IB within 3 months from date of receipt of search copy in 2017 – expected to rise to about 84.8% in 2018

Timeliness in Transmitting ISRs to the IB measured from Date of Receipt of Search Copy by ISA for 2017

Provisional share transmitted within 3 months for 2018

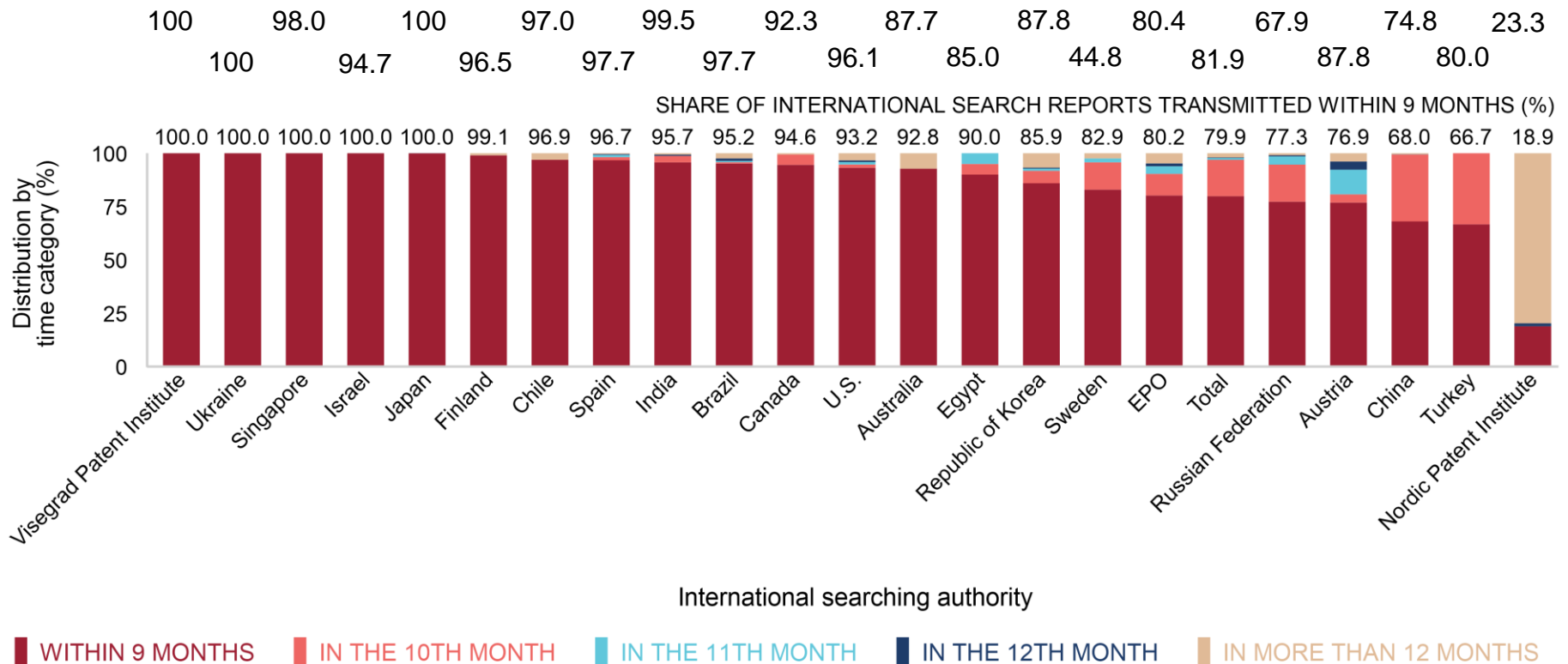


■ WITHIN 3 MONTHS
 ■ BETWEEN 4 AND 5 MONTHS
 ■ BETWEEN 6 AND 7 MONTHS
 ■ BETWEEN 8 AND 9 MONTHS
 ■ MORE THAN 9 MONTHS

Source: WIPO statistics database. March 2018 and January 2019. Excludes cases where Rule 42 time limit of 9 months from the priority date applies.

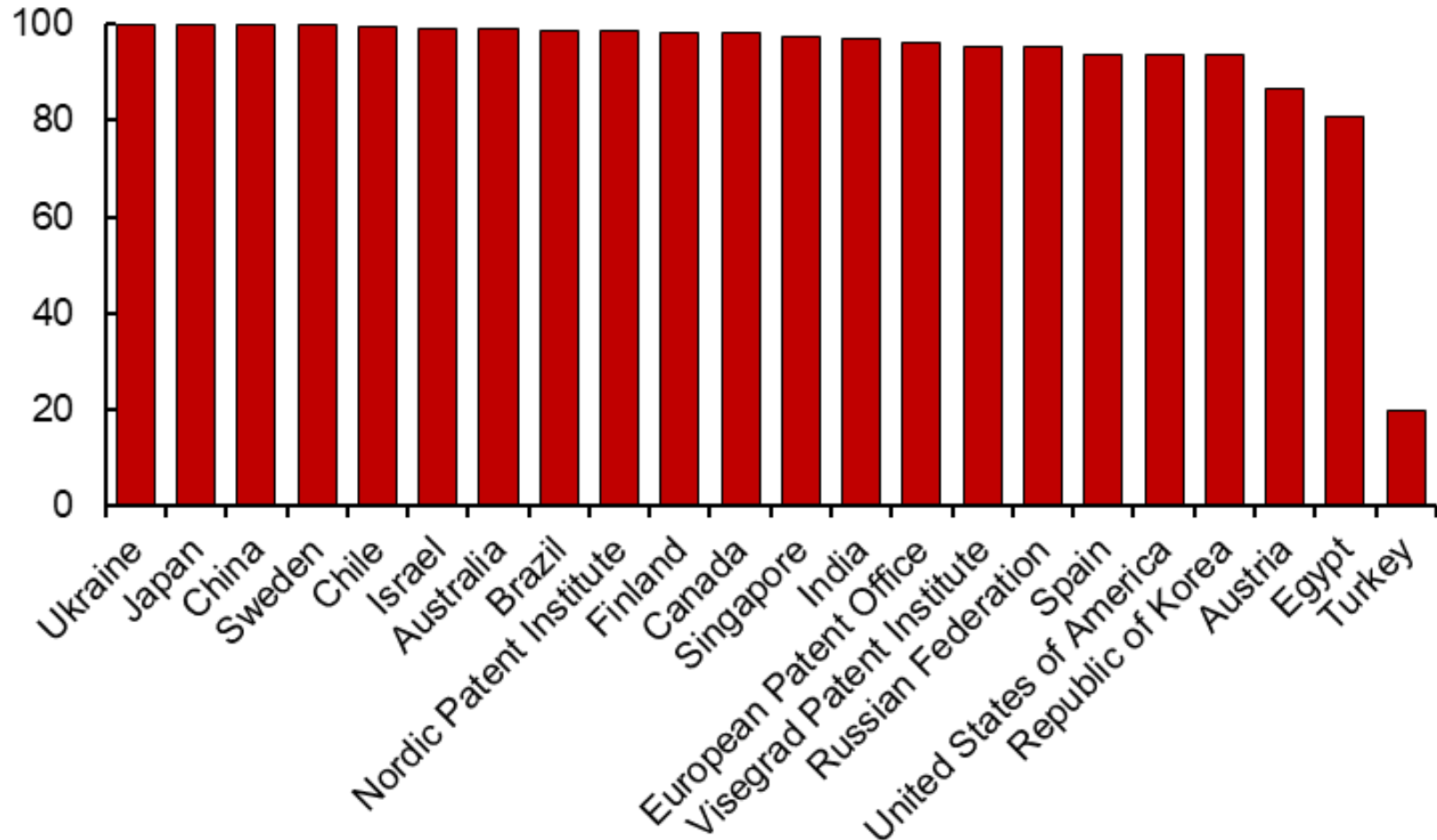
Timeliness in Transmitting ISRs to the IB measured from Priority Date by ISA for 2017

Provisional share transmitted within 9 months for 2018



Source: WIPO statistics database. March 2018 and January 2019. Excludes cases where Rule 42 time limit of 3 months from date of receipt of search copy applies.

PCT A1 Publication Percentage by ISA in 2018



■ Overall Percentage of A1 Publications = 97.2%
(97.4% in 2017)

Supplementary International Search Requests

	2013	2014	2015	2016	2017	2018
Total	67	109	64	48	49	63
Austria	2	2	2		1	1
European Patent Office	30	61	40	44	40	54
Russian Federation	32	46	22	3	6	
Singapore				1		3
Sweden	3					3
Turkey						1
Ukraine					2	1

Source: WIPO statistics database. January 2019

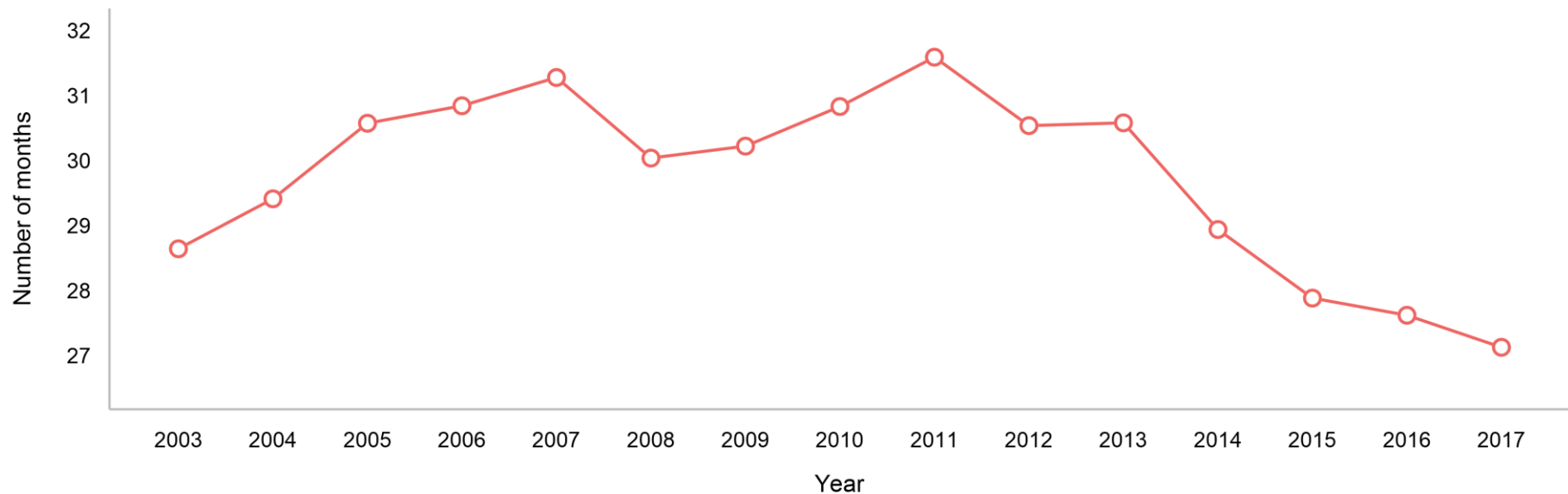
International Preliminary Examination Reports by IPEA

	2014	2015	2016	2017	2018	2018(%)	2017(%)
Total	13732	15626	14359	13257	12723		
Australia	640	617	599	548	593	4.66	4.13
Austria	16	6	5	9	3	0.02	0.07
Brazil	48	43	47	50	67	0.53	0.38
Canada	249	290	231	213	171	1.34	1.61
Chile			5	8	16	0.13	0.06
China	335	419	382	316	398	3.13	2.38
Egypt	1	4		1	2	0.02	0.01
European Patent Office	7638	9053	9075	8365	7731	60.76	63.10
Finland	104	104	60	76	66	0.52	0.57
India		6	25	28	41	0.32	0.21
Israel	40	79	81	98	66	0.52	0.74
Japan	2232	2478	2019	1945	2082	16.36	14.67
Nordic Patent Institute	41	45	31	32	37	0.29	0.24
Republic of Korea	259	239	209	162	134	1.05	1.22
Russian Federation	93	68	71	51	49	0.39	0.38
Singapore			26	106	107	0.84	0.80
Spain	76	66	60	47	40	0.31	0.35
Sweden	251	295	206	134	124	0.97	1.01
Turkey					3	0.02	0.00
Ukraine				4	7	0.06	0.03
United States of America	1709	1814	1227	1061	980	7.70	8.00
Visegrad Patent Institute				3	6	0.05	0.02

2018 figures are incomplete

Source: WIPO statistics database. January 2019

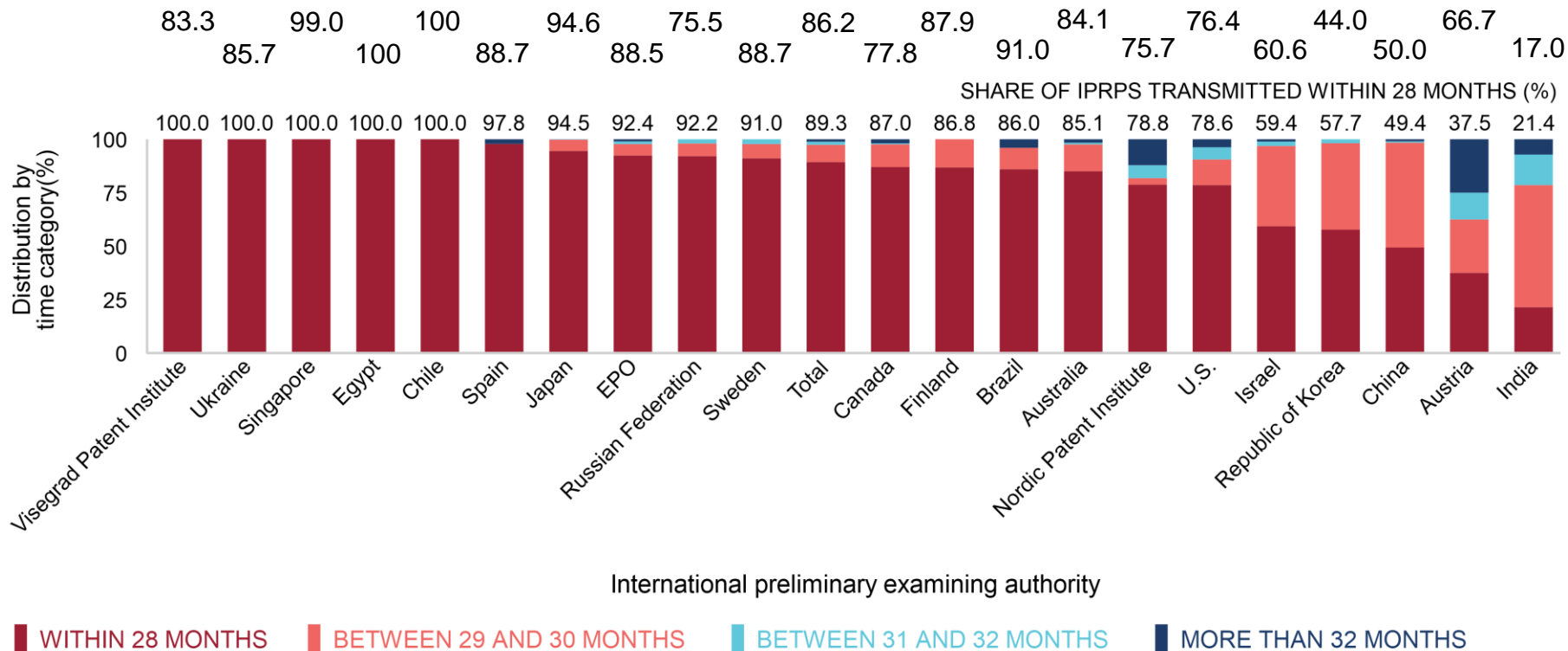
Average Timeliness in transmitting IPRPs (Chapter II)



- Average time in transmitting IPRPs fell to 27.1 months in 2017
- 89.3% of all IPRPs were transmitted to the IB within 28 months of priority date in 2017 (expected to fall to about 86.2% for 2018)

Timeliness in transmitting IPRPs by IPEA in 2017

Provisional share transmitted within 28 months for 2018



Timeliness calculated as time elapsed between priority date and date on which International Bureau received IPRP from IPEA

Further information:

2018 PCT Yearly Review

The International Patent System

WIPO Publication No. 901E/2018

2018 World Intellectual Property Indicators

WIPO Publication No. 941E/2018

WIPO IP Statistics Data Center

<http://www.wipo.int/ipstats/en/>