

Roving Seminar on WIPO Services and Initiatives



**Kraków, Gliwice and Wrocław,
Poland
23 to 25 January
2018**

Introduction to WIPO



Moshe Leimberg, Senior Program Officer,
Section for Coordination of Developed Countries,
Department for Transition and Developed Countries



Who we are

- International intergovernmental organization
- Established in 1967
- 191 member states
- 350 + accredited observers
- 1300 staff from 120 countries
- 26 treaties

Where we are



New York

Geneva HQ

Algeria

Nigeria

Russia

China

Japan

Singapore

Brazil

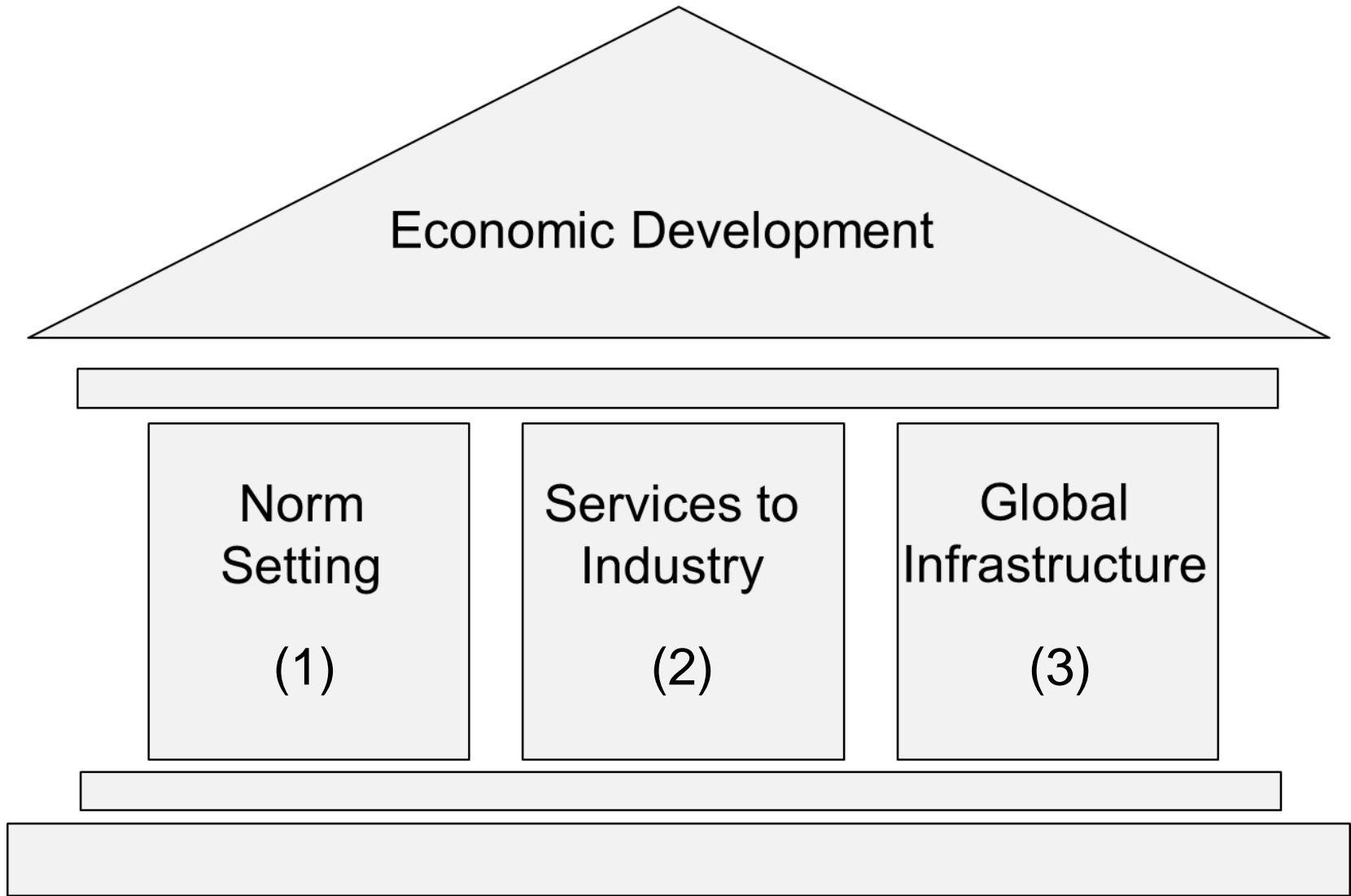
WIPO main offices

What we do



We help governments,
businesses and
individuals make
intellectual property
work for **innovation**
and **creativity**

How we do it

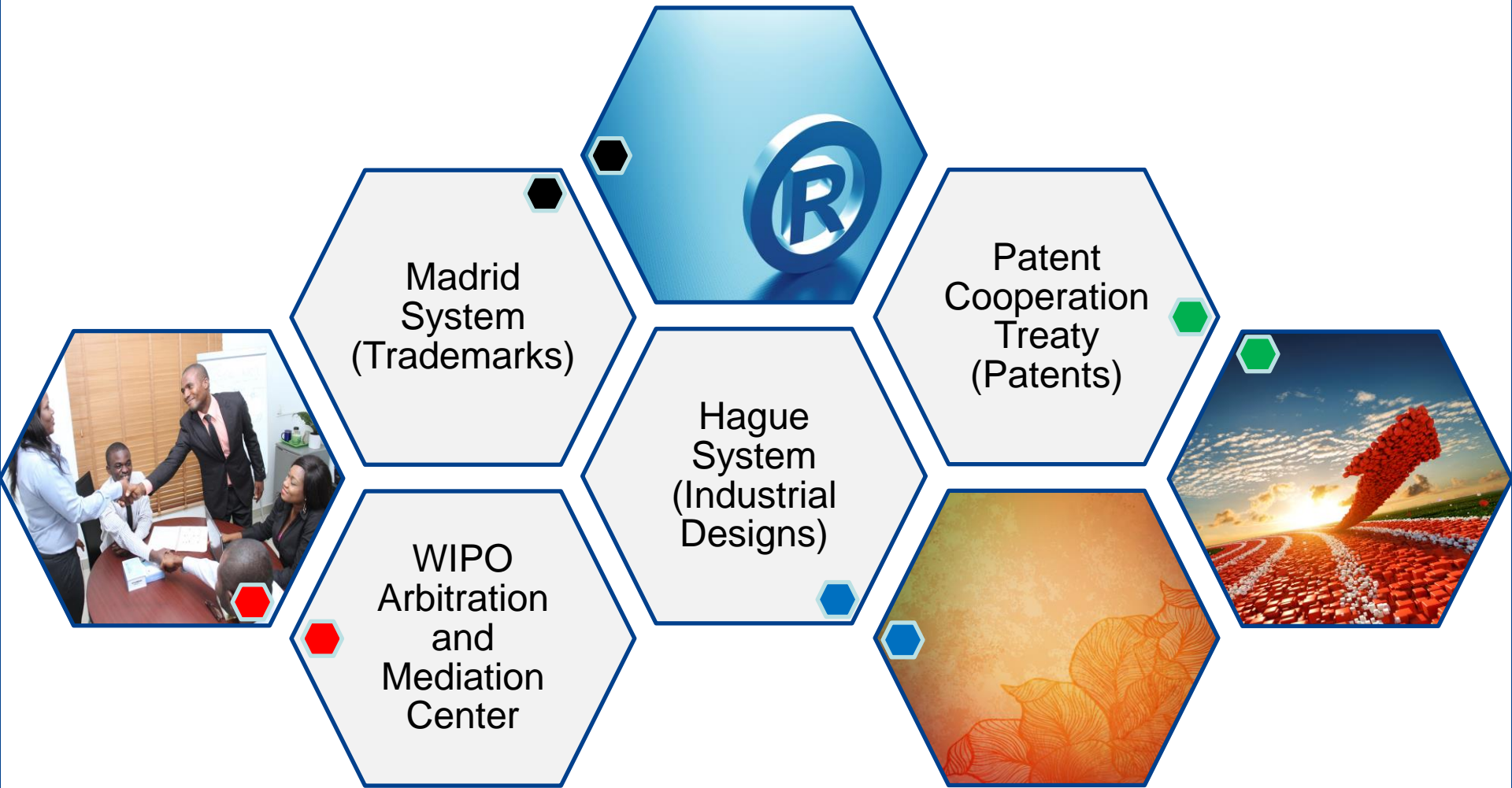


1. Normative Developments

- Beijing Treaty on Audiovisual Performances
- Marrakesh Treaty for Persons who are Blind




2. Provider of Premier Global IP Services



3. Global IP Infrastructure

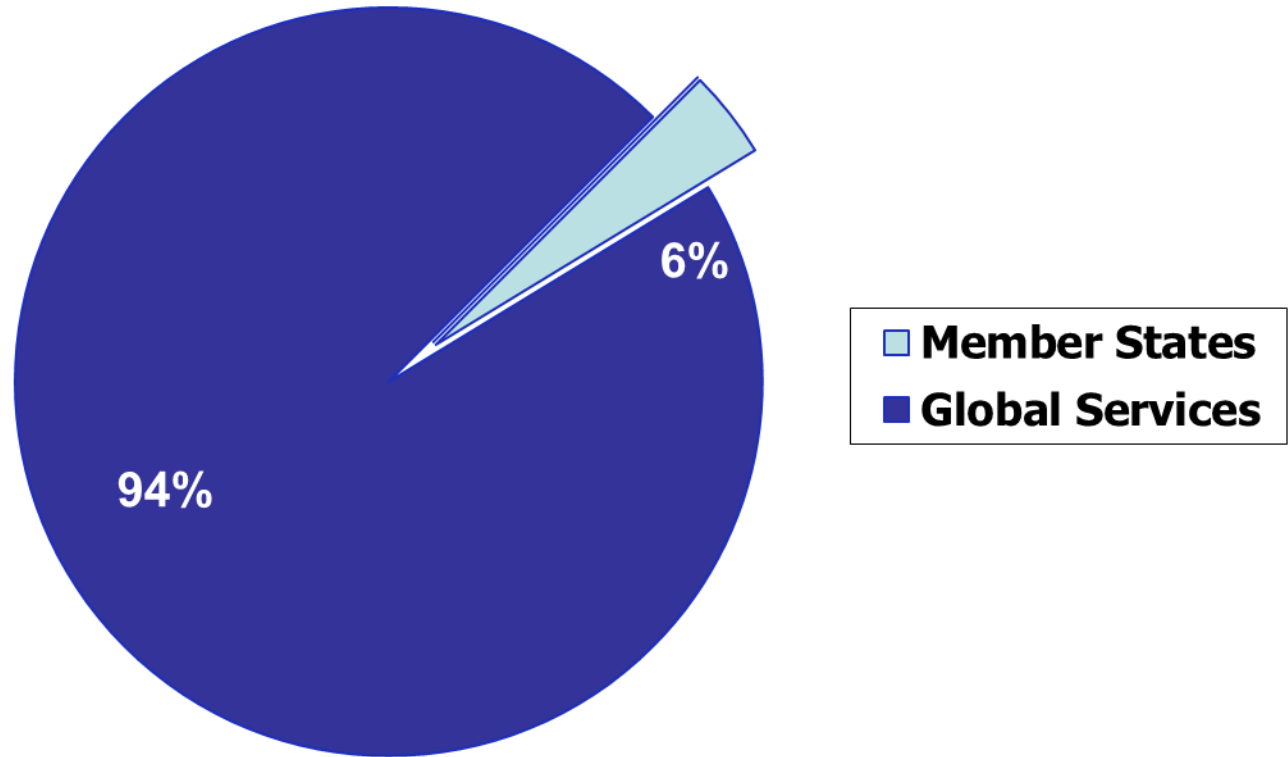
**Repositories
of
Information**

**Treatment
of
Information**




Platforms

Sources of Income



Major Economic Studies on IP



POLAND

WIG

50354,28

274 373 321

-0,01%

113

104

140

WIG30

2505,49

259 937 507

-0,04%

12

4

14

WIG20

2359,69

255 794 217

-0,05%

8

0

12

mWIG40

3360,37

10 406 227

16

5

VII Międzynarodowa Konferencja
Innowacyjność i kreatywność kobiet

DESIGN
SZANSĄ DLA MSP
I REGIONÓW

Warszawa, 20-21 marca 2014 r.

PEKAO 185,75 PGNIG 4,32 PGE 18,53



11 749 017



9 504 640



8 110 257

WARSAW STOCK EXCHANGE



36,43

113 680

-0,46%

A WSE-LISTED COMPANY



WIG30 2505,49 -0,04% 10:02

2 514
2 512
2 510
2 508
2 506
2 504
2 502
2 500
2 498



The Global Innovation Index*

RANKING 2015

- 33. LATVIA
- 34. CYPRUS
- 35. HUNGARY
- 36. SLOVAKIA
- 37. BARBADOS
- 38. LITHUANIA
- 39. BULGARIA
- 40. CROATIA
- 41. MONTENEGRO
- 42. CHILE
- 43. SAUDI ARABIA
- 44. REPUBLIC OF MOLDOVA
- 45. GREECE
- 46. POLAND

RANKING 2016

- 26. MALTA
- 27. CZECH REPUBLIC
- 28. SPAIN
- 29. ITALY
- 30. PORTUGAL
- 31. CYPRUS
- 32. SLOVENIA
- 33. HUNGARY
- 34. LATVIA
- 35. MALAYSIA
- 36. LITHUANIA
- 37. SLOVAKIA
- 38. BULGARIA
- 39. POLAND

RANKING 2017

- 26. MALTA
- 27. BELGIUM
- 28. SPAIN
- 29. ITALY
- 30. CYPRUS
- 31. PORTUGAL
- 32. SLOVENIA
- 33. LATVIA
- 34. SLOVAKIA
- 35. UNITED ARAB EMIRATES
- 36. BULGARIA
- 37. MALAYSIA
- 38. POLAND
- 39. HUNGARY

*Authors: Cornell University, INSEAD, WIPO

	Strengths		Challenges	
Institutions	1.	Cost of redundancy dismissal, salary weeks	1.	Expenditure on education, % GDP
	2.	Ease of starting a business		
	3.	Ease of paying taxes		
Human capital & research	4.	Pupil-teacher ratio, secondary	2.	Gross expenditure on R&D
			3.	Global R&D companies
			4.	QS university ranking
Infrastructure	5.	Gross capital formation	5.	Logistics performance
Market sophistication	6.	Ease of getting credit	6.	Market capitalization
	7.	Ease of protecting minority investors		
	8.	Applied tariff rate, weighted mean		
Business sophistication	9.	FDI net inflows	7.	Firms offering formal training
			8.	University/industry research collaboration
			9.	State of cluster development
			10.	Intellectual property payments
Knowledge & technology outputs	10.	Printing & publishing manufactures		
Creative outputs			11.	ICTs & organizational model creation

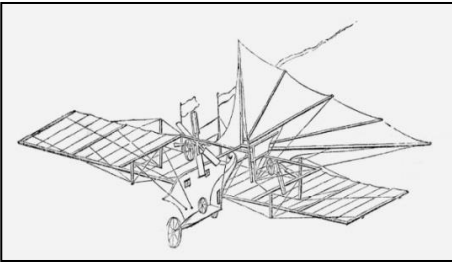
Everything you always wanted to know about WIPO



INTELLECTUAL PROPERTY
ORGANIZATION

<http://www.wipo.int/multimedia-video/en/about-wipo/wipo.ogg>

Final Comments



PCT (Patents)



Madrid (Trademarks)



Hague (Designs)

Follow us

- Twitter: [@wipo](https://twitter.com/wipo)
- WIPO Magazine
www.wipo.int/wipo_magazine/en/
- WIPO Wire:
www.wipo.int/newsletters/en
- Press releases
www.wipo.int/pressroom/en/



