
The Patent Survey in China

Intellectual Property Development and Research Center
State Intellectual Property Office (SIPO), Beijing,
the People's Republic of China

Geneva
Nov. 11, 2014

Outline

- **Introduction of the project**
- **Sampling**
- **The main content of survey**
- **Database and Analytical Study**

Introduction of the Project

- **Annual Survey of China Patent**


The survey has been conducted for six years from 2008 to 2014.

- **State Intellectual Property Office of the P.R.C Commissioned the Survey**

The survey was designed and conducted by Intellectual Property Development and Research Center.

Sampling

- **Sampling Frame**
- **Sampling Method**
- **Sample Size**



Sampling Frame

● Annual Granted Chinese Patents(2008-2013)

Year	Sampling Frame
2008	2005-2007 granted patents, three types
2009	2008 granted patents
2010	2009 granted patents; valid patents until the end of 2008
2011	2010 granted patents
2012	2011 granted patents
2013	2012 granted patents

● Patent Holders (2014)

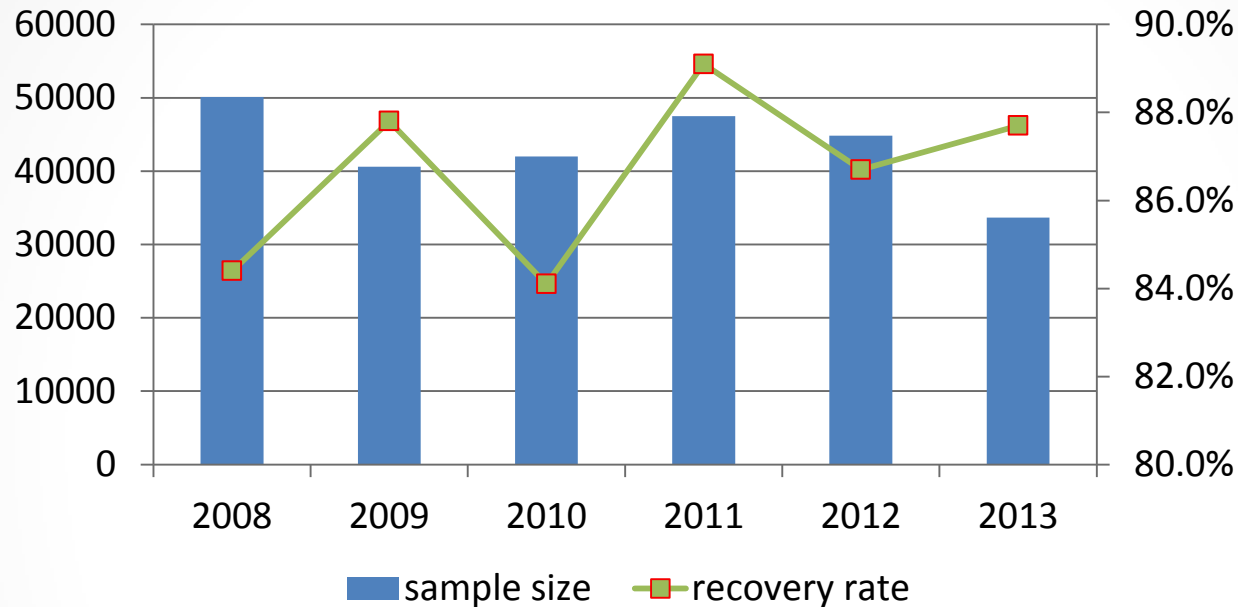
Valid patent holders until the end of 2013

Sampling Method

- **Probability Proportionate to Size Sampling (PPS)**



Sample Size

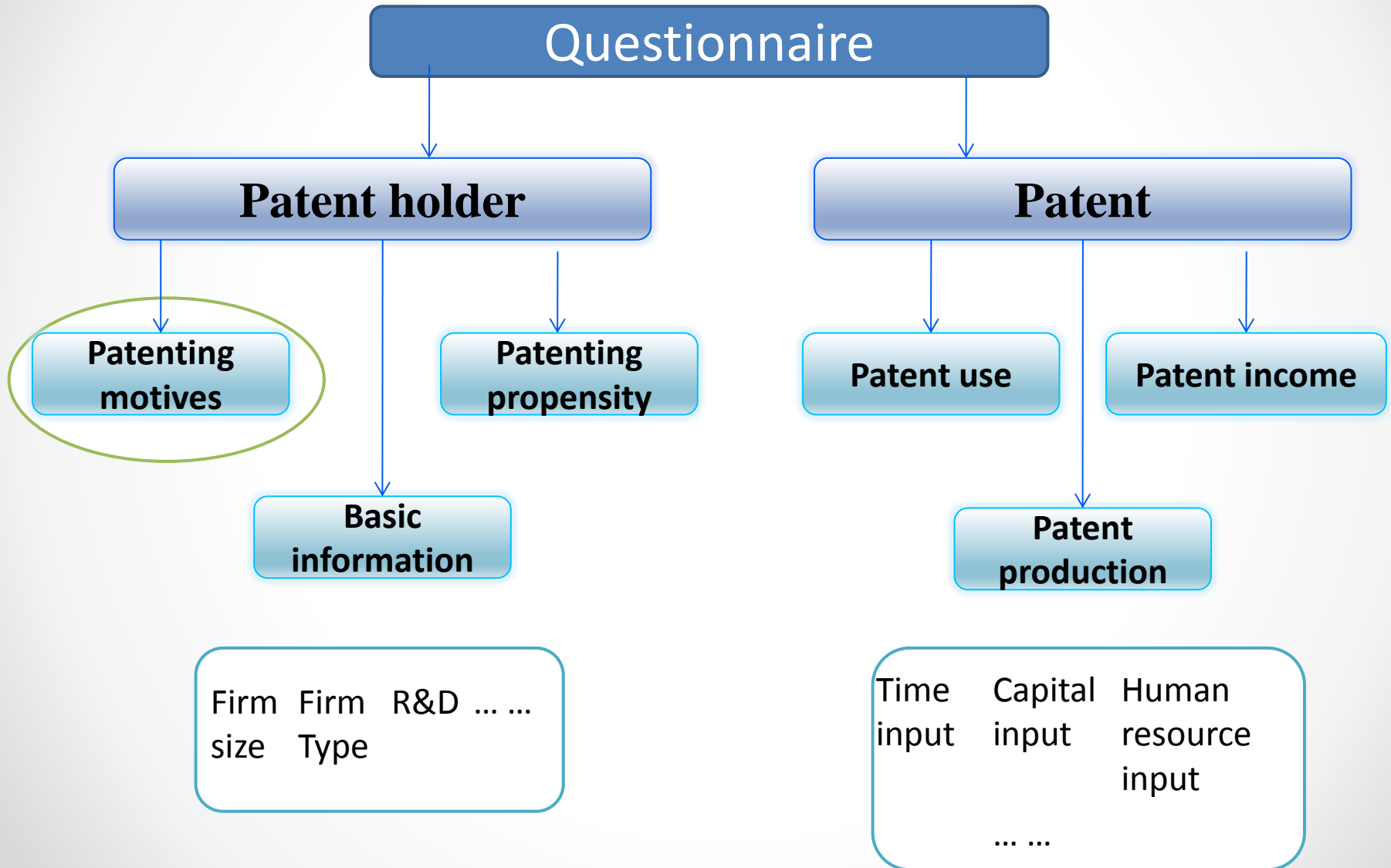


Sample size and recovery rate in 2008 -2013 (granted patents)

● Sampling Coverage decreased from more than 14% in 2008 to 3.5% in 2013.

* *2014 sample size : 18480 patent holders cover 3.3% of the total sampling frame, the recovery rate 82%.*

The Content of Survey



Database and Analytical Study

- **Database of Granted Patent Survey**

100,000 patent holders information

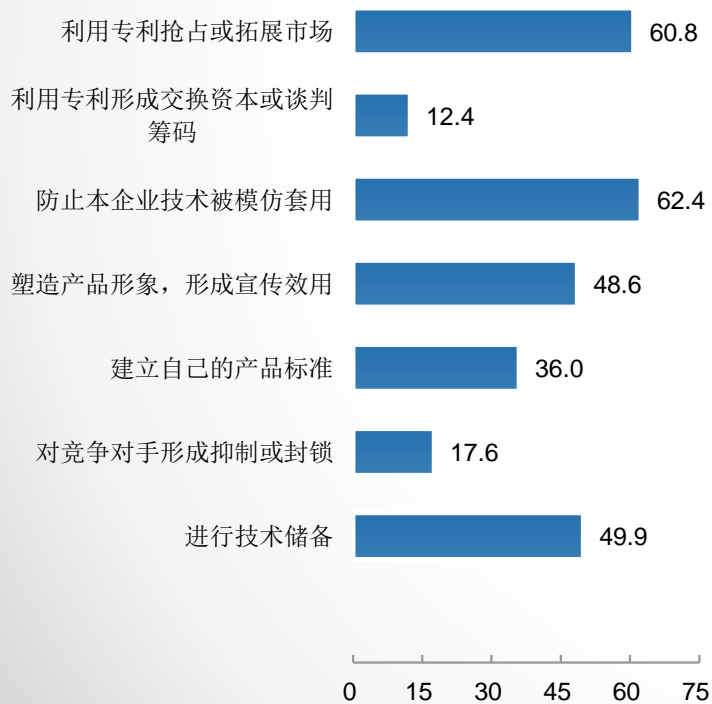
200,000 patents information

- **Analytical Study**

*The study on patent's role in business strategies:
research on Chinese companies' patenting motives,
patent implementation and patent industrialization*

The study on patent's role in business strategies: research on Chinese companies' patenting motives, patent implementation and patent industrialization

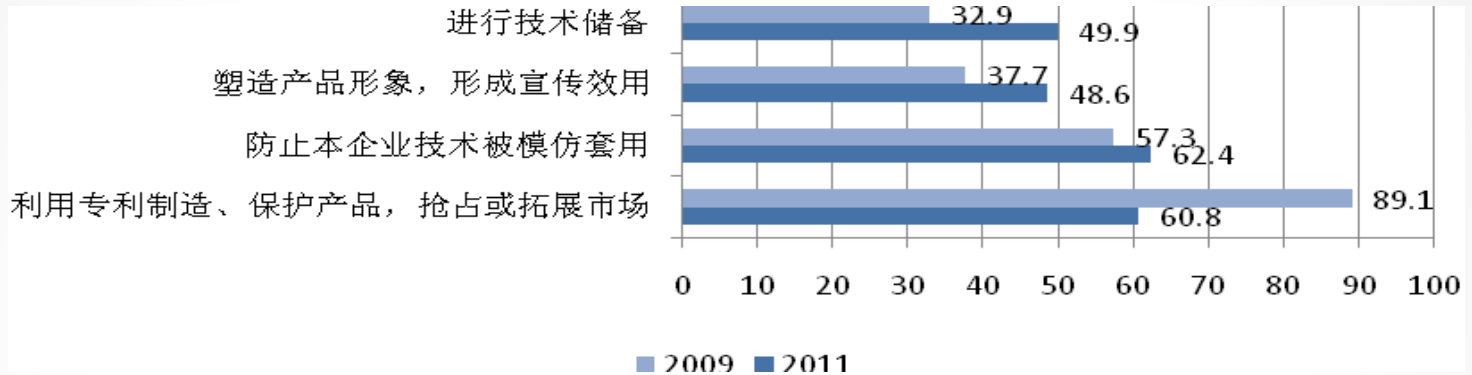
Enterprises' patenting motives (2011,%)



Different types of enterprises' patenting motives comparison(%)

	Big size firm	Medium-size firm	Small size firm	Central-firm	H-T Firm
利用专利抢占或拓展市场	20.2	36.3	43.5	7.5	69.1
利用专利形成交换资本或谈判筹码	26.5	33.3	40.2	9.3	70.7
防止本企业技术被模仿套用	20.9	36	43.1	7.3	68.9
塑造产品形象, 形成宣传效用	19.6	35.6	44.8	7.7	64.5
建立自己的产品标准	17.3	36.3	46.4	5.6	66.8
对竞争对手形成抑制或封锁	25	35.4	39.6	9	72.8
进行技术储备	24.1	37.4	38.5	10.1	70.6
占企业总数百分比	18.6	38.6	42.8	7.9	73

Patenting motives comparison 2009 to 2011



Patent implementation rate (2011, %)

	Firm	Universities	Research institute	Individual	Total
发明	76.5	27.4	46.8	54.4	59.0
实用新型	86.2	26.6	69.1	44.1	68.6
外观设计	86.0	16.6	70.6	66.3	74.9
总体	82.1	25.5	57.6	56.5	70.0

THANK YOU FOR YOUR ATTENTION

Hui Xu

*Intellectual Property Development and Research Center
Of SIPO, Beijing, P.R.C*

Email: xuhui_4@sipo.gov.cn