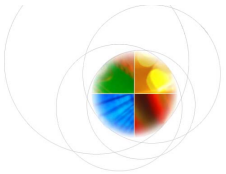


WIPOnet Statistics

SCIT PLENARY

Eighth Session



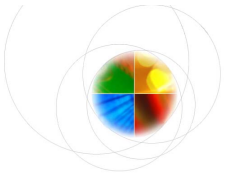


WIPOnet Usage – Traffic

Period December 2003 to mid February 2004

- **Total bytes from WIPOnet towards the Internet: 4.3 GB**
- **Total bytes from the Internet towards WIPOnet : 2.4 GB**
- **Web sites visits: 850**

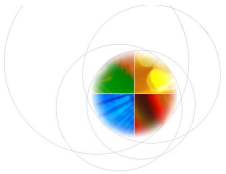




WIPOnet Services

- Total Registered User accounts: **950**
- E-mail service (approx): **1,000** messages per month
- FTP: **235** accounts, traffic negligible
- Web Hosting: **34** sites created, **10** in use/developed
- Discussion Groups: **24** created, **1** in use
- Lists: **24** created, **4** in use
- Online Collaboration: **nil**

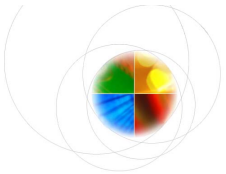




WIPOnet Usage – Helpdesk

- **Number of different IPOs that have contacted the Helpdesk since mid 2002: 123**
 - 12 IPOs generated between 8 to 20 tickets
 - 18 IPOs generated between 3 to 7 tickets
 - 93 IPOs generated between 1 to 2 tickets
- **Total Helpdesk tickets opened in 2003: 293**
- **Top 5 problems for which help was requested**
 - WIPOnet Kit hardware problems
 - Host-to-site and site-to-site connections
 - SITA Dialer passwords and connectivity
 - Digital certificates and user registration
 - E-mail – MS Outlook and Web-based

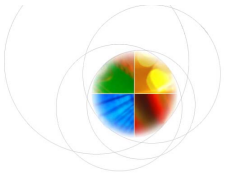




SITA Dial-up Connectivity

| Region | No IPOs | Regional Hours Used | Annual Hours per IPO | Monthly Hours per IPO |
|---------------|-----------|---------------------|----------------------|-----------------------|
| Africa | 46 | 1,475.13 | 49.17 | 4.10 |
| Asia | 16 | 413.29 | 13.78 | 1.15 |
| Arab | 5 | 27.02 | 0.90 | 0.08 |
| LAC | 16 | 334.85 | 11.16 | 0.93 |
| CIS | 10 | 1,337.83 | 44.59 | 3.72 |
| CES | 3 | 203.86 | 6.80 | 0.57 |
| Europe | 1 | 0.00 | 0.00 | 0.00 |
| Totals | 97 | 3791.98 | 126.40 | 10.53 |



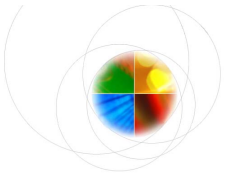


Training

Figures representing 157 Member States

- 260 FPs and AFPs trained
- 24 Workshops conducted
- 136 Already Connected IPOs trained
- 86 Kit Receiving IPOs trained
- 37 IPOs awaiting training.



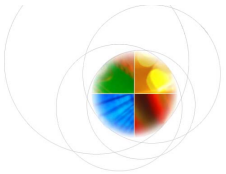


Deployment

115 IPOs were to be deployed, of which:

- **103** are installed and accepted
- **12** are left to be installed
- **Delays are mainly due to local conditions, i.e. waiting for equipment to arrive, no electricity etc.**





Expected Future Usage

Fair amount of increase due to:

- **Simplified security requirements beyond 31 March 2004**
- **Completion of WIPOnet Kit deployment by 31 March 2004**
- **IPOs moving to local ISPs – greater bandwidth and (for some countries) access to the Internet**
- **TRInet, PATnet and WIPOnet inter-connection.**

