

■ **What's New for Applicants in ePCT**
<https://pct.wipo.int>



Pascal Piriou



Jiao Mo


Introduction

- New version released on 24 January 2023
- [What's New for Applicants in ePCT](#)
 - New process for requesting access rights
 - ePCT-Filing: .zip file type for XML specification; SL in ST.26 format; new online payment method for RO/IB
 - Action: Rule 92bis change request; File reference update
 - Others: Declarations under Rule 4.17; Workbench - Filters; ePCT Messages

Request Access Rights after Filing (1)

- Access rights requests are no longer sent to the IB but instead are sent to the e-mail for correspondence for the applicant/agent on record at the IB

FIND IA OUTSIDE OF MY WORKBENCH

International Application Number * PCT/IB2022/040040	International Filing Date * 01/02/2022	
---	---	---

Reason *

- Request access rights
- Upload Documents
- View contents
- Third Party Observations

Request Access Rights after Filing (2)

- ePCT compares the e-mail of the WIPO Account of the current user with the e-mail for correspondence for the applicant/agent on record at the IB
 - If both e-mails are the same, access rights are automatically granted to the current user and any access rights group that was selected as part of the request
 - If the e-mails are not the same, the user is presented with an online form to submit the access rights request to the applicant/agent
 - applicant/agent to approve or refuse the access rights request via a link to a dedicated webpage

Request Access Rights after Filing (3)

■ FAQ

[Action - Request access rights to an international application after filing](#)

■ ePCT Video Tutorial



[Request Access Rights after Filing](#)

ePCT Filing: zip added as file type for XML specification

- In order to optimize performance, it is strongly recommended to zip all the .xml and image files making up the specification and to attach a single .zip file

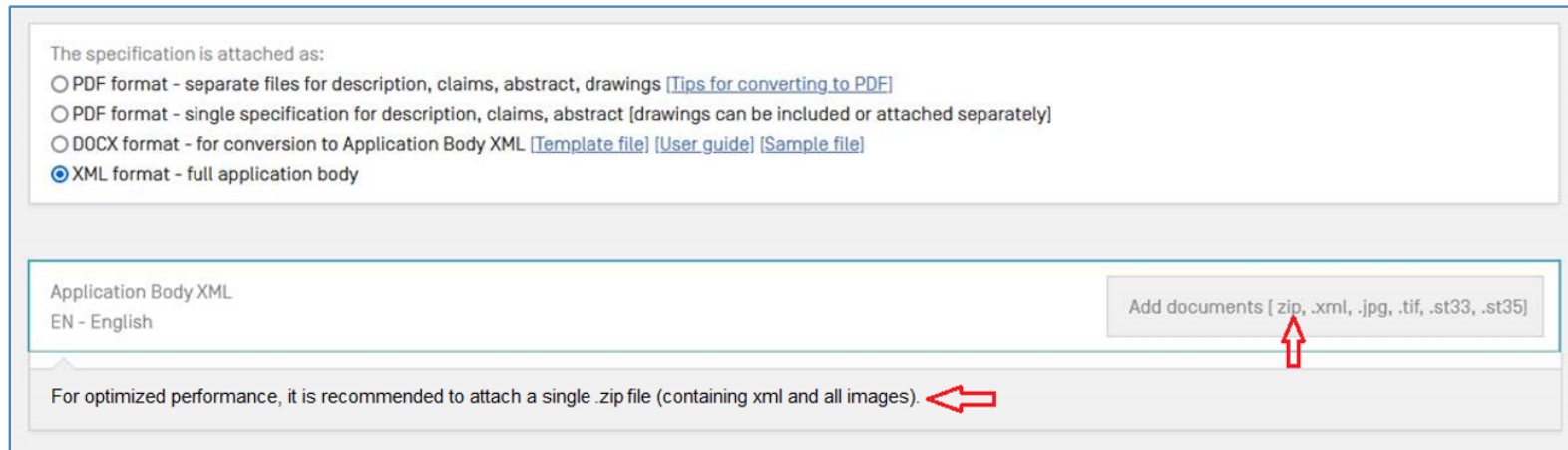
The specification is attached as:

- PDF format - separate files for description, claims, abstract, drawings [\[Tips for converting to PDF\]](#)
- PDF format - single specification for description, claims, abstract [drawings can be included or attached separately]
- DOCX format - for conversion to Application Body XML [\[Template file\]](#) [\[User guide\]](#) [\[Sample file\]](#)
- XML format - full application body

Application Body XML
EN - English

Add documents [zip, .xml, .jpg, .tif, .st33, .st35]

For optimized performance, it is recommended to attach a single .zip file (containing xml and all images).

The screenshot shows a web form for ePCT filing. At the top, there's a section titled "The specification is attached as:" with four radio button options. The "XML format - full application body" option is selected. Below this is a section for "Application Body XML" with "EN - English" selected. To the right of this section is a button labeled "Add documents [zip, .xml, .jpg, .tif, .st33, .st35]". At the bottom of the form, there is a text box containing the message "For optimized performance, it is recommended to attach a single .zip file (containing xml and all images)." with a red arrow pointing to the right.

ePCT Filing: SL in ST.26 Format

- At the time of adding a sequence listing file in ST.26 format, the applicant/agent's file reference and the applicant name is extracted and temporarily displayed in the interface to help the user spot if perhaps the wrong file was added in error



ePCT Filing: Online Payment of Filing Fees for RO/IB

- Bank payment online (secured by SOFORT)
 - A new [online payment method](#) on the WIPO Pay platform for the payment of filing fees in Swiss francs (CHF) to the RO/IB
 - Can be used by applicants who have accounts with participating banks in a number of European countries
 - Use of SOFORT as an [online](#) banking transaction is strongly encouraged where possible
 - it enables WIPO's accounting systems to process payments more efficiently than offline bank transfers as the WIPO Pay reference data is already automatically included as part of the process

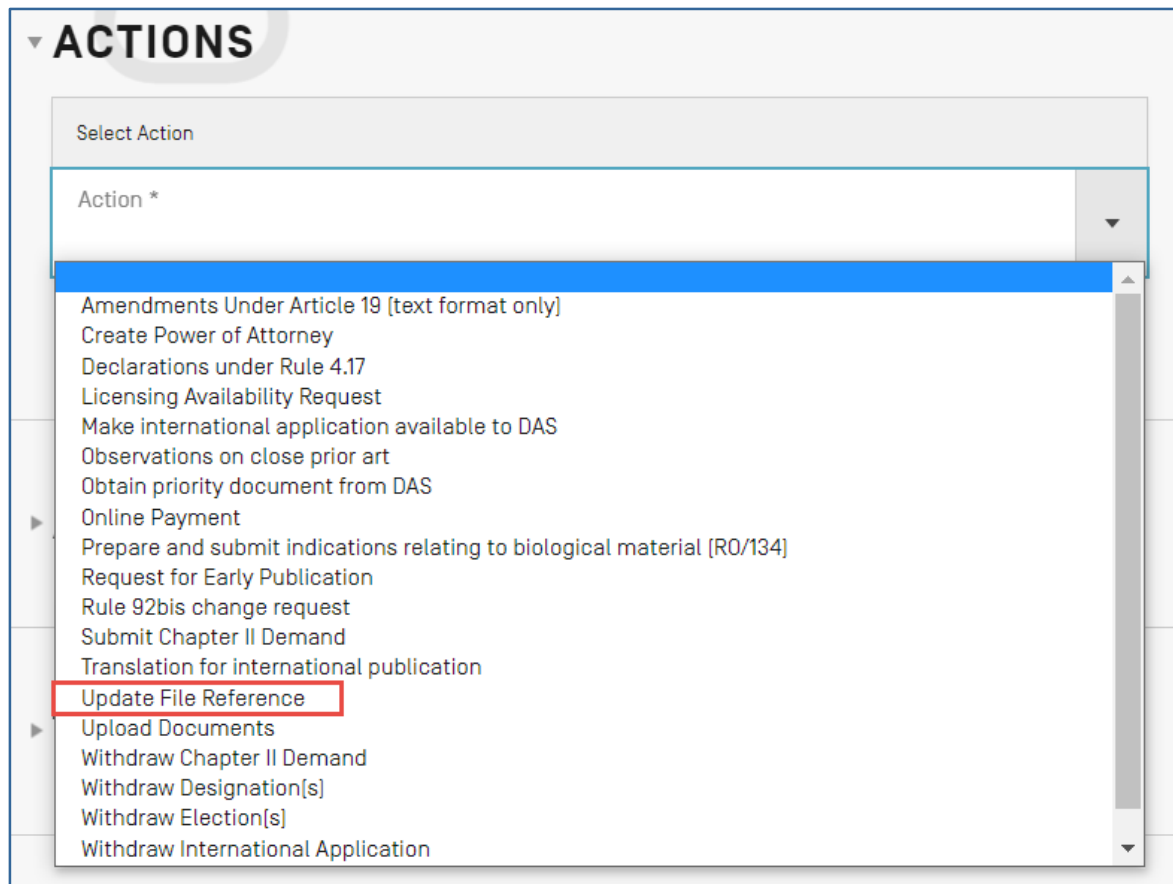
ePCT Actions: Rule 92bis Change Request

- A new validation is added to ensure that an e-mail address is always available for sending PCT forms to the recipient entitled to receive correspondence for the international application

The screenshot shows a web form titled "SUBMIT REQUEST" with a "1 Issue" indicator in the top right corner. A red arrow points to a validation message: "For communication purposes, an email address must be indicated for DOE, John". Below this, there is a checkbox for "Add informal message". The "Signature type" section includes radio buttons for "Text signature" (selected), "Image signature", "Document(s) signed by Applicant/Agent included in the attachment(s)", and "External Signature". The "Signatory *" field is populated with "BLACK, Joseph [Agent]". The "Signature [should include full name] *" field contains "/ Joseph BLACK" and an "Autofill with signatory name" button. A note at the bottom states "Full name automatically added as text signature". At the bottom right, there are "Close draft" and "Submit 92bis Change Request" buttons.

ePCT Actions: Update File Reference

- New ePCT Action allows you to modify the applicant/agent's file reference



The screenshot shows a web interface with a dropdown menu titled "ACTIONS". The menu is open, displaying a list of actions. The action "Update File Reference" is highlighted with a red rectangular box. The list of actions includes:

- Amendments Under Article 19 [text format only]
- Create Power of Attorney
- Declarations under Rule 4.17
- Licensing Availability Request
- Make international application available to DAS
- Observations on close prior art
- Obtain priority document from DAS
- Online Payment
- Prepare and submit indications relating to biological material [R0/134]
- Request for Early Publication
- Rule 92bis change request
- Submit Chapter II Demand
- Translation for international publication
- Update File Reference
- Upload Documents
- Withdraw Chapter II Demand
- Withdraw Designation(s)
- Withdraw Election(s)
- Withdraw International Application

Actions Locked for Editing

- If a draft Action is being edited by one user, it cannot be edited by another user at the same time
- The name of the user who is editing the draft Action is displayed for information

The screenshot shows a 'Select Action' dialog box. At the top, it says 'Select Action'. Below that is a dropdown menu with the text 'Action *' and 'Rule 92bis change request'. A red banner with a white triangle on the left side is overlaid on the dropdown, containing the text 'Draft locked for editing by Jane DOE on 24 Nov 2022 08:42 CET'. In the bottom right corner of the dialog box, there is a 'Cancel' button.

Declarations under Rule 4.17

- Process improved for Declarations under Rule 4.17(iv)
 - Possible to manage the external signature requests per declaration
 - for example, to delete individual external signature requests if required, without affecting the external signature status of the other declarations

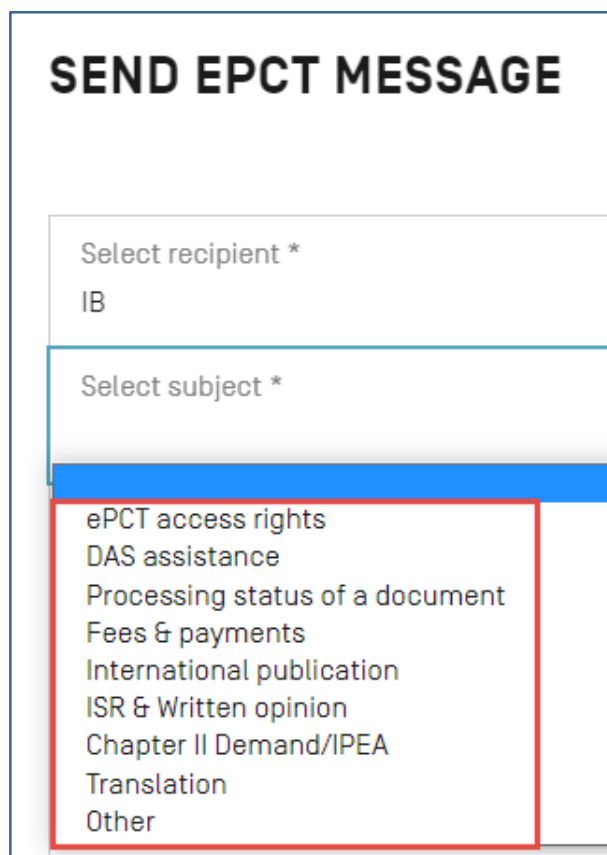
Workbench: Filters

- A new Workbench filter allows you to find international applications where a given user has access rights but with whom you do not have an eHandshake

The screenshot displays the 'WORKBENCH' interface. At the top, there are tabs for 'Current IAs', 'Last Accessed', 'Draft IAs', 'Draft Actions', 'Unpublished', 'Published', and 'Archived'. Below the tabs is a search bar with the text 'Search' and a magnifying glass icon. Underneath the search bar, there are links for 'Advanced search', 'Download list', 'Columns', 'Show rows [ALL]', and 'Default sort order [Last Accessed]'. A dropdown menu is open, showing search criteria. The criteria are grouped into 'Access rights' and 'External signature'. The 'Access rights' group includes: 'Where I am the sole eOwner', 'Where my access rights are', 'Where my access rights were modified on', 'My eHandshake users with access rights', and 'Other users with access rights [no eHandshake with me]'. The 'External signature' group includes 'Signature pending'. The 'Other users with access rights [no eHandshake with me]' option is highlighted with a red border. A blue 'Filter' button is visible to the right of the dropdown menu.

ePCT Messages

- Possible to select the subject of your ePCT Message from a dropdown list of pre-defined topics
 - 'Other' is for typing free text



SEND EPCT MESSAGE

Select recipient *

IB

Select subject *

- ePCT access rights
- DAS assistance
- Processing status of a document
- Fees & payments
- International publication
- ISR & Written opinion
- Chapter II Demand/IPEA
- Translation
- Other

ePCT HELP

■ PCT Operations Customer Support Section

□ Tel: +41 22 338 9523

□ Email: pct.eservices@wipo.int

□ Live Chat & Web Contact Form available via
FAQ answers

□ Monday to Friday, 9am-6pm Geneva time (CET)

Thank you!

