

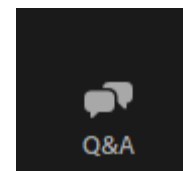
The webinar will begin in:



0:00



WELCOME



Questions/concerns

patentscope@wipo.int



START
HERE...

Free-of-charge

- No cost
- Available to all: <https://patentscope.wipo.int>

WIPO IP PORTAL MENU PATENTSCOPE HELP SANDRINE AMMANN

Chat Feedback Goto Search Browse Tools Settings

SIMPLE SEARCH

Using PATENTSCOPE you can search 109 million patent documents including 4.5 million published international patent applications (PCT). [Detailed coverage information](#)

PCT publication 10/2023 (09.03.2023) is now available [here](#). The next PCT publication 11/2023 is scheduled for 16.03.2023. [More](#)

Check out the [latest PATENTSCOPE news and features](#)

[PATENTSCOPE Live Chat](#)

Field
Front Page


Search terms...

Query Examples

Offices
All

Search menu

SIMPLE SEARCH

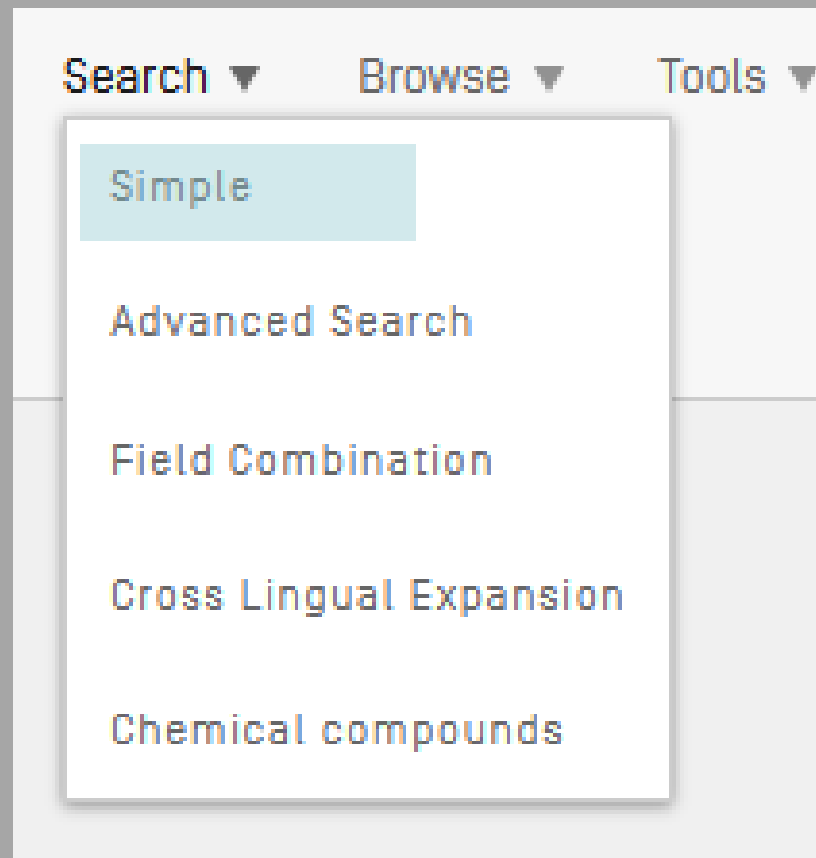
Using PATENTSCOPE you can search 109 million patent documents including 4.5 million published international patent applications (PCT). [Detailed coverage information](#)
PCT publication 10/2023 [09.03.2023] is now available [here](#). The next PCT publication 11/2023 is scheduled for 16.03.2023. [More](#)
Check out the [latest PATENTSCOPE news and features](#)
[PATENTSCOPE Live Chat](#) 

Field Front Page		<input type="text" value="Search terms..."/>	
---------------------	---	--	---

[Query Examples](#)

Offices All	
----------------	---

Search menu



Search: Simple

SIMPLE SEARCH

Using PATENTSCOPE you can search 109 million patent documents including 4.5 million published international patent applications (PCT). [Detailed coverage information](#)

PCT publication 10/2023 [09.03.2023] is now available [here](#). The next PCT publication 11/2023 is scheduled for 16.03.2023. [More](#)

Check out the [latest PATENTSCOPE news and features](#)

PATENTSCOPE Live Chat : every Monday from 1:00 PM to 3:00 PM CET

Field

Front Page

Search terms...



Front Page

Any Field

Full Text

ID/Number

Int. Classification(IPC)

Names

Publication Date

Query Examples

- Front Page
- Any Field
- Full Text
- ID/Number
- Int. Classification(IPC)
- Names
- Publication Date

[Submit observation](#) [Permalink](#) [Machine translation](#)

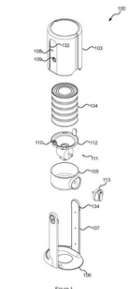
Publication Number WO/2020/148917	Title [EN] A MEASURED POWDER DISPENSER [FR] DISTRIBUTEUR DE POUDRE MESURÉE
Publication Date 23.07.2020	
International Application No. PCT/AU2019/051376	
International Filing Date 13.12.2019	
IPC A47G 19/34 2006.01 G01F 11/24 2006.01 A47J 47/18 2006.01	
Applicants MORELLO, Silvio [AU]/[AU]	
Inventors MORELLO, Silvio	
Agents PATENTEC PATENT ATTORNEYS LL1, 65 York St Sydney, New South Wales 2000, AU	
Priority Data 2019/900139 17.01.2019 AU	
Publication Language English [EN]	
Filing Language English [EN]	
Designated States <i>View all</i>	
<i>Latest bibliographic data on file with the International Bureau</i>	

Abstract
[EN]

A measured powder dispenser has a hopper feeding powder down into a measured dispensing mechanism. The measured dispensing mechanism has an inlet and an outlet and a measuring container operable therebetween. The measuring container is rotatably engaged about a rotation axis generally orthogonal to an inlet axis of the inlet such that an exterior surface thereof moves across the inlet when the measuring container rotates. The measuring container has an interior volume adjustable measurement chamber recessed within the exterior surface such that, in use, at a first rotational position, the measurement chamber aligns with the inlet to accept a measured amount of powder therein from the power container and, when rotated to a second rotational position, the exterior surface seals across the inlet and the measurement chamber aligns with the outlet to dispense the measured amount of powder therefrom.

[FR]

La présente invention concerne un distributeur de poudre mesurée présentant une trémie introduisant de la poudre vers le bas dans un mécanisme de distribution mesurée. Le mécanisme de distribution mesurée présente une admission et une évacuation et un contenant de mesure pouvant être actionné entre eux. Le contenant de mesure est en prise rotative autour d'un axe de rotation généralement orthogonal à un axe d'admission de l'admission de sorte qu'une surface extérieure de ce dernier se déplace à travers l'admission lorsque le contenant de mesure tourne. Le contenant de mesure présente une chambre de mesure à volume intérieur réglable en retrait à l'intérieur de la surface extérieure de sorte que, lors de l'utilisation, au niveau d'une première position de rotation, la chambre de mesure s'aligne avec l'admission afin d'accepter une quantité de poudre mesurée en son sein à partir du contenant de poudre et, dans une seconde position de rotation, la surface extérieure sur l'admission et la chambre de mesure s'aligne avec l'évacuation afin de distribuer la quantité de poudre mesurée à partir de cette dernière.



说明书

发明名称：一种样本光学检测装置

技术领域

[0001] 本发明涉及一种样本光学检测装置。

背景技术

[0002] 血细胞分析仪大多采用激光散射原理进行测量，原理为：将激光照射在细胞上，通过收集细胞被照射后产生的前向散射光、侧向散射光（90度散射光）和侧向荧光（90度荧光），来对细胞进行分类和计数等。

[0003] 图1为一种血细胞分析仪的光学检测装置，细胞在鞘流的作用下逐个通过流动室，当激光光源发出的光被透镜准直后向流动室的细胞同时，照射到细胞上的光会向四面产生散射，通过一收集透镜来收集前向散射光后，再经过一个光源来限定最终到达光电探测器的前向散射光的角度，例如将前向散射光限定为低角度（或者说小角度）的前向散射光——这种角度的前向散射光一般用于测量细胞体积；同时，在与照射到细胞的光线垂直的方向通过另一收集透镜来收集侧向光，收集的侧向光再通过二向色镜发生反射和折射，其中侧向光中的侧向散射光在经过二向色镜时发生反射，然后到达相应的光电探测器——侧向散射光一般用于测量细胞的表面复杂程度，侧向光中的侧向荧光则经过折射或者透镜后再经过一滤光片也到达相应的光电探测器——侧向荧光一般用于测量细胞内核酸含量。

[0004] 图1中的光学检测装置仅有三路测量通道——即低角度前向散射光通道、侧向散射光通道和侧向荧光通道，因此只能基于这三路测量通道获取的信号来对细胞进行分类和计数，这在一定程度上会限制对细胞的进一步分析和计数，即无法做到进行更多维度和更加细致的分类和计数，降低了异常细胞的分类能力；技术人员如果将图1中低角度前向散射光通道替换成增加高角度（或者说大角度）散射光通道，可以直接使用光电探测器来接收大角度前向散射光，但这样接收得到的信号信噪比非常差，因此为了保证信号质量，技术人员通常会采用复杂的多个透镜组合来收集大角度前向散射光再出射给对应的光电探测器，这种做法则会大大增加装置的成本；另外，光学检测装置的尺寸一般偏大，这是由于其光路结构所造成的，例如前向散射光通道一般被设计为折射式的光路结构，因此这会造成光学检测装置的尺寸偏大，尤其是当前向散射光通道用于收集多个角度范围（例如低角度和高角度等）的散射光时。

发明概述

技术问题

[0005] 本发明主要提供一种样本光学检测装置，下面说明。

技术方案

- [0006] 一实施例的样本光学检测装置，包括：
- [0007] 流动室，用于使得待测样本中的细胞逐个通过；
- [0008] 光源，用于照射通过所述流动室的细胞；

Search: simple

SIMPLE SEARCH

Using PATENTSCOPE you can search 109 million patent documents including 4.5 million published international patent applications (PCT). [Detailed coverage information](#)

PCT publication 10/2023 [09.03.2023] is now available [here](#). The next PCT publication 11/2023 is scheduled for 16.03.2023. [More](#)

Check out the [latest PATENTSCOPE news and features](#)

PATENTSCOPE Live Chat : every Monday from 1:00 PM to 3:00 PM CET

Field

Front Page



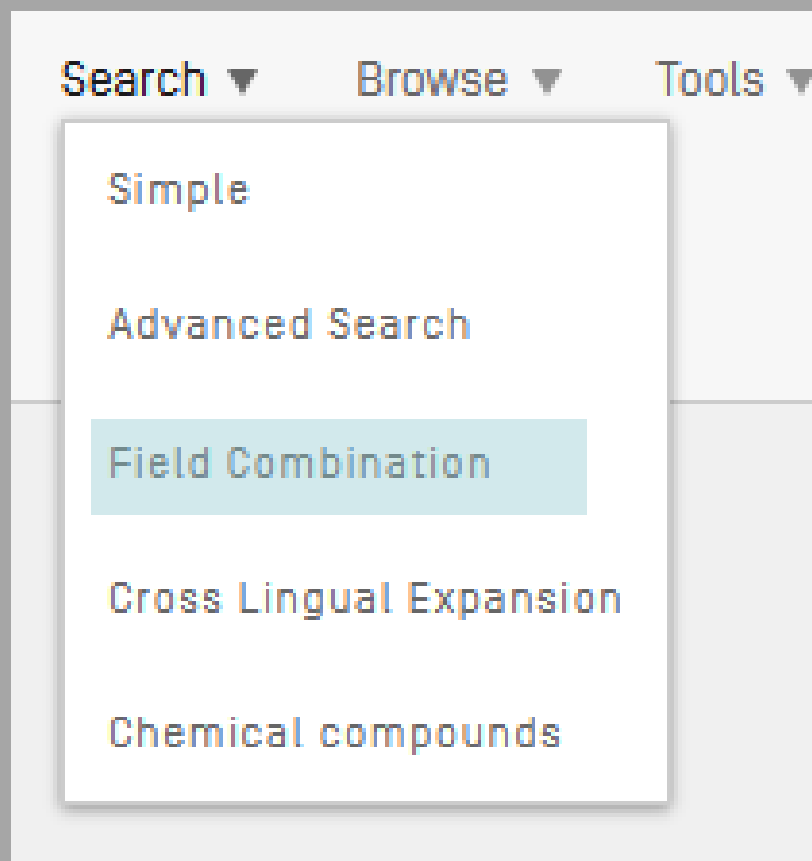
Search terms...



[Query Examples](#)

- biomarker – cancer biomarker – «cancer biomarker»
- biomarker NEAR cancer
- ~~biomarker NEAR cancer AND IC:A~~

Search menu



Search: Field Combination

FIELD COMBINATION ▾

	Field	Value	?
	Front Page		?
Operator AND	Field English Claims	Value cancer	?
Operator AND	Field English Claims	Value biomarker	?
Operator AND	Field Publication Date	Value 2020	?
Operator AND	Field English Title	Value	?
Operator AND	Field All Classifications	Is Empty: N/A	▾
Operator AND	Field Licensing availability	<input type="checkbox"/>	

[+](#) Add another search field [-](#) Reset search fields

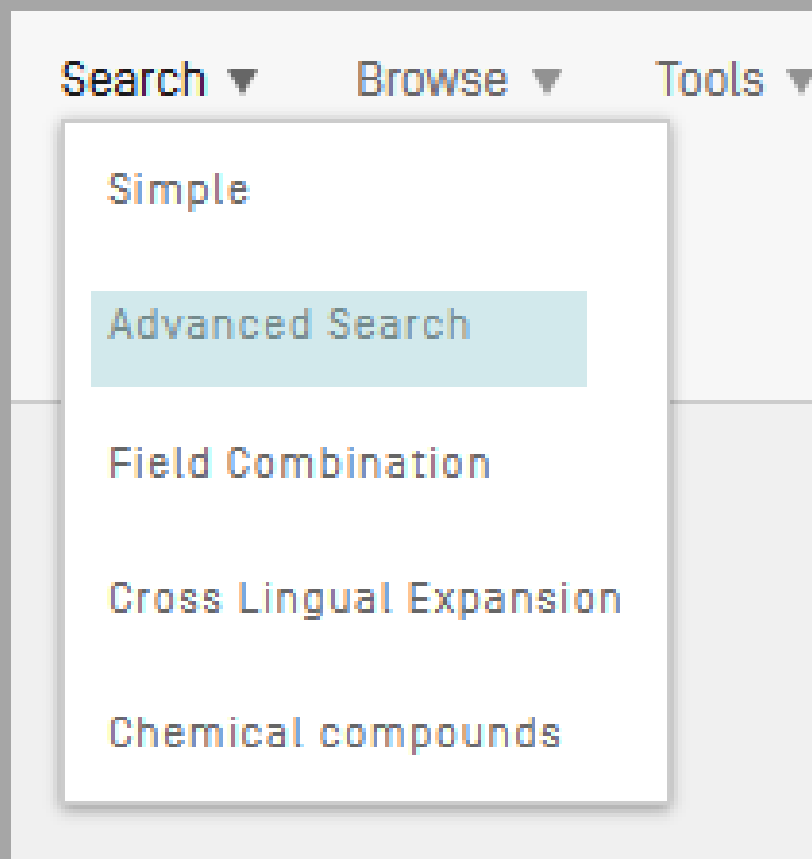
Offices All	▾
Languages English	▾
<input checked="" type="checkbox"/> Stemming	
<input type="checkbox"/> Single Family Member	
<input type="checkbox"/> Include NPL	

674 results

Reset

Search

Search menu



Advanced search

- Unlimited number of search terms
- Boolean operators: AND, OR, NOT, ANDNOT
- Proximity: NEAR, BEFORE
- Range operators: [...TO...], {...TO...}
- Wildcards: ?, *
- Weighting factor: ^
- Query assistant

ADVANCED SEARCH

 Please enter a valid field... [or use UP/DOWN keys, and TAB or ENTER to select]

applic

Applicant Address

Applicant Address Country

Applicant All Data

Applicant Name

Applicant Nationality

Applicant Residence

Application Date

Application Number

Main Applicant Name

National Phase Application Number

Reset

Search

ADVANCED SEARCH ▾



IC:C|

C: CHEMISTRY; METALLURGY

C01: INORGANIC CHEMISTRY

C02: TREATMENT OF WATER, WASTE WATER, SEWAGE, OR SLUDGE

C03: GLASS; MINERAL OR SLAG WOOL

C04: CEMENTS; CONCRETE; ARTIFICIAL STONE; CERAMICS; REFRACTORIES

C05: FERTILISERS; MANUFACTURE THEREOF

C06: EXPLOSIVES; MATCHES

C07: ORGANIC CHEMISTRY

C08: ORGANIC MACROMOLECULAR COMPOUNDS; THEIR PREPARATION OR CHEMICAL WORKING-UP; COMPOSITIONS BASED THEREON

C09: DYES; PAINTS; POLISHES; NATURAL RESINS; ADHESIVES; COMPOSITIONS NOT OTHERWISE PROVIDED FOR; APPLICATIONS OF MATERIALS NOT OTHERWISE PROVIDED FOR

C10: PETROLEUM, GAS OR COKE INDUSTRIES; TECHNICAL GASES CONTAINING CARBON MONOXIDE; FUELS; LUBRICANTS; PEAT

✔ Please enter a valid field... [or use UP/DOWN keys, and TAB or ENTER to select]

E

Query Assistant [Query Examples](#)

[+ Expand with related terms](#)

HOW TO SEARCH

- [User's Guide](#)
- [Query Syntax](#)
- [Fields Definition](#)
- [IPC/CPC classification fields](#)
- [Wildcard vs Stemming](#)
- [Tutorials](#)
- [Tips And Tricks](#)
- [Webinars](#)

Syntax

Fields

You can search any field by typing the field name followed by a colon ":" or "/" and then the term you are looking for. Examples:

EN_TI:("wind turbine" AND electric) solar

Since EN_ALL is the default field, the field indicator is not required.

Note: The field is only valid for the term that it directly precedes, so the query

EN_TI:["wind turbine" AND electric] solar

Will only find "**wind turbine**" AND **electric** in the title field. It will find "**solar**" in the default field [in this case the EN_ALL field].

Note: The separator between the name of the field and its value can be either ":" or "/".

Wildcard Searches

It supports single and multiple character wildcard searches within single terms. To perform a single character wildcard search use the "?" symbol. To perform a multiple character wildcard search use the "*" symbol.

The single character wildcard search looks for terms that match that with the single character replaced. For example, to search for "text" or "test" you can use the search:

te?t

Multiple character wildcard searches looks for 0 or more characters. For example, to search for electric, electrical or electricity, you can use the search:

electric*

You can also use the wildcard searches in the middle of a term.

elec*ty

Note: All the wildcard queries are executed against non-stemmed fields: EN_TI_S/mot* is converted to EN_TI/mot*

Note: PhraseQuery keeps the stemming option if no wildcards are found: EN_TI/"electric motor" is stemmed while EN_TI_S/"electric mot*" is converted to EN_TI/"electric mot**"

Note: use ALLNUM fields if you do queries using IDs like PCT/US/2009/0*, otherwise using the default field EN_ALL then query should be formulated like: [PCT US/2009/0*]

ALLNUM:PCT/US/2009/0*

Note: You cannot use a * or ? symbol as the first character of a search.

Note: You may use up to seven wildcards if you are a logged-in user, but only three if you are not.

Fields

NATIONAL COLLECTIONS - FIELDS DEFINITION

View Fields Diagram

Symbol ↕	Name ↕	Help	Type ↕	Stemmed ↕
AAD	Applicant Address	<input checked="" type="checkbox"/> AAD:(London)	text	false
AADC	Applicant Address Country	<input checked="" type="checkbox"/> AADC:(US)	string	false
AB	Abstract	<input checked="" type="checkbox"/> AB:("electric car" OR "voiture electrique"~50)	text	true
AD	Application Date	<input checked="" type="checkbox"/> AD:(2010) <input checked="" type="checkbox"/> AD:(201007) <input checked="" type="checkbox"/> AD:(20100715) <input checked="" type="checkbox"/> AD:([01.01.2000 TO 01.01.2005])	date	false
ALL	All fields	<input checked="" type="checkbox"/> ALL:("electric car" OR "voiture electrique"~50) <input checked="" type="checkbox"/> ALL:("electric car"~50) <input checked="" type="checkbox"/> ALL:(elec*ty)	text	false
ALLNUM	All Numbers and IDs	The entered value is searched against the application number, the PCT publication number, the national publication number and the priority number <input checked="" type="checkbox"/> ALLNUM:(US200500*)	string	false

ADVANCED SEARCH ▾



EN_CL:(biomarker NEAR10 cancer) AND DP:[2018 TO 2021]

Query Assistant [Query Examples](#)

Expand with related terms

Offices
All



Languages
All



Stemming

Single Family Member

Include NPL

Reset

Search

EN_CL:(biomarker NEAR10 cancer) AND DP:[2018 TO 2021]



762 results Offices all Languages all Stemming true Single Family Member false Include NPL false



Sort: Pub Date Desc ▼ Per page: 100 ▼ View: All+Image ▼

< 1/8 >

Download ▼ Machine translation ▼

1. [WO/2021/126999](#) USE OF BIOMARKERS IN IDENTIFYING PATIENTS THAT WILL BE RESPONSIVE TO TREATMENT WITH A PRMT5 INHIBITOR

WO - 24.06.2021

Int.Class [G01N 33/574](#) Appl.No PCT/US2020/065341 Applicant MERCK SHARP & DOHME CORP. Inventor NICHOLSON, Benjamin

The present invention includes methods of identifying a patient who will likely be responsive to treatment with a protein arginine N-methyltransferase 5 inhibitor, or a pharmaceutically acceptable salt thereof, and methods of treating the same.



2. [WO/2021/119759](#) OVARIAN CANCER BIOMARKER DETECTION THROUGH OVARIAN BLOOD SAMPLING

WO - 24.06.2021

Int.Class [G01N 33/574](#) Appl.No PCT/AU2020/051400 Applicant UNIVERSITY OF SOUTH AUSTRALIA Inventor HOFFMANN, Peter

The present invention is directed to a biological marker of ovarian cancer, including early stage ovarian cancer. Specifically, the present invention provides methods for detecting ovarian cancer in a subject which include detecting an expression level of the biological marker junction plakoglobin in blood of the subject. An expression level of junction plakoglobin that is higher than a reference expression level for junction plakoglobin indicates that the subject has ovarian cancer. Methods of identifying a subject having ovarian cancer and methods of determining if a subject is susceptible to developing ovarian cancer are also provided based on detecting the expression level of junction plakoglobin in blood of the subject. The present invention also extends to methods of treatment of ovarian cancer together with methods of screening a candidate therapeutic agent for use in treating ovarian cancer. Furthermore, compositions and kits for detecting ovarian cancer in a subject are provided, as well as a method of identifying a biomarker for a cancer, including ovarian cancer.



3. [3839513](#) USE OF DNA-TRANSCRIPTION FACTOR COMPLEXES FOR CANCER DETECTION

EP - 23.06.2021

Int.Class [G01N 33/574](#) Appl.No 20210821 Applicant BELGIAN VOLITION SPRL Inventor MICALLEF JACOB VINCENT

The invention relates to the use of tissue specific transcription factor-nucleosome adducts or transcription cofactor-nucleosome adducts as biomarkers in a biological fluid for the detection or diagnosis of a cancer in a subject. The invention further relates to using said tissue specific transcription factor or cofactor adducts to identify the site of development of a cancer in a subject.

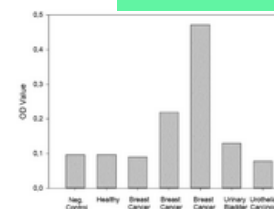
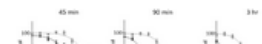


FIGURE 1

4. [20210181184](#) METHODS FOR TREATING MULTIPLE MYELOMA AND THE USE OF COMPANION BIOMARKERS FOR 4-[4-[4-[[[2-[2,6-DIOXOPIPERIDIN-3-YL]-1-OXISOINDOLIN-4-YL]OXY]METHYL]BENZYL]PIPERAZIN-1-YL]-3-FLUOROBENZONITRILE

US - 17.06.2021

Int.Class [G01N 33/50](#) Appl.No 17173176 Applicant Celgene Corporation Inventor Maria Soraya Carrancio Anton



1. US20180188252 - METHODS FOR DIAGNOSIS AND PROGNOSIS OF EPITHELIAL CANCERS



National Biblio. Data Description **Claims** Drawings Patent Family Compounds Documents

PermaLink Machine translation ▼

Note: Text based on automatic Optical Character Recognition processes. Please use the PDF version for legal matters

[EN]

Claims

1. A method for facilitating the diagnosis of a patient for a cancer of epithelial origin comprising:

- a. obtaining a biological sample from the patient; and
- b. detecting the presence or absence of at least one epithelial **cancer biomarker** in the biological sample,

wherein the presence of at least one epithelial **cancer biomarker** is indicative of **cancer** of epithelial origin, and wherein the epithelial **cancer biomarker** is selected from the group consisting of Cystatin B, Chaperonin 10, and Profilin.

2. A method for diagnosing a cancer of epithelial origin in a patient comprising:

- a. measuring at least one epithelial **cancer biomarker** levels present in a biological sample obtained from the patient, a test sample;
- b. comparing the level of at least one epithelial **cancer biomarker** in the test sample with the level of epithelial **cancer biomarker** present in a control sample;

wherein a higher level of at least one epithelial **cancer biomarker** in the test sample as compared to the level of epithelial **cancer biomarker** in the control sample is indicative of **cancer** of epithelial origin, and wherein the epithelial **cancer biomarker** is selected from the group consisting of Cystatin B, Chaperonin 10, and Profilin.

3. The method of **claim 1**, wherein the cancer of epithelial origin is selected from the group consisting of breast cancer, basal cell carcinoma, adenocarcinoma, gastrointestinal cancer, lip cancer, mouth cancer, esophageal cancer, small bowel cancer, stomach cancer, colon cancer, liver cancer, bladder cancer, pancreas cancer, ovary cancer, cervical cancer, lung cancer, skin cancer, prostate cancer, and renal cell carcinoma.

4- 6. [canceled]

7. The method of **claim 1**, wherein the biological sample is urine.

8. The method of **claim 1**, wherein the presence or absence of at least one epithelial **cancer biomarker** or Cystatin B is detected using an antibody-based binding moiety which specifically binds to at least one epithelial **cancer biomarker** or to Cystatin B.

9. The method of **claim 2**, wherein the level of at least one epithelial **cancer biomarker** or Cystatin B is measured by measuring the protein level of at least one epithelial **cancer biomarker** protein or Cystatin B.

10. The method of **claim 9**, wherein the protein level of epithelial **cancer biomarker** or level of Cystatin B is measured by a method comprising the steps of:

- a. contacting the test sample, or preparation thereof, with an antibody-based binding moiety which specifically binds the epithelial **cancer biomarker** or to Cystatin B to form an antibody-epithelial **cancer biomarker** complex; and
- b. detecting the presence of the complex, thereby measuring the level of epithelial **cancer biomarker** present.

11. The method according to **claim 8**, wherein the antibody-based binding moiety is labeled with a detectable label.

12. The method according to **claim 11**, wherein the label is selected from the group consisting of a radioactive label, a hapten label, a fluorescent label, and an enzymatic label.

13. The method according to **claim 8**, wherein the antibody-based binding moiety is an antibody.

14. The method according to **claim 13**, wherein the antibody is an monoclonal antibody.

15- 19. [canceled]

20. The method of **claim 2**, wherein the cancer of epithelial origin is selected from the group consisting of breast cancer, basal cell carcinoma, adenocarcinoma, gastrointestinal cancer, lip cancer, mouth cancer, esophageal cancer, small bowel cancer, stomach cancer, colon cancer, liver cancer, bladder cancer, pancreas cancer, ovary cancer, cervical cancer, lung cancer, skin cancer, prostate cancer, and renal cell carcinoma.

21. The method according to **claim 10**, wherein the antibody-based binding moiety is labeled with a detectable label.

22. The method according to **claim 10**, wherein the antibody-based binding moiety is an antibody.

Searching in filing languages

- Arabic, Bulgarian, Cambodian, Chinese, Danish, English, Estonian, French, German, Greek, Hebrew, Italian, Japanese, Korean, Laotian, Portuguese, Romanian, Russian, Spanish, Thai, Vietnamese, etc.

简单检索

您可以通过PATENTSCOPE检索104百万专利文件，其中包含4.3百万已公布的国际专利申请（PCT）。[具体信息](#)

PCT公布22/2022（02.06.2022）现可从[这里](#)查阅。下一次PCT公布23/2022日期为09.06.2022。多

[查看新的PATENTSCOPE功能](#)：CPC、NPL、专利族.....

[支持新冠肺炎创新工作的检索功能](#)

字段
首页

检索内容.....

tai'yang'neng'kao'xiang



1 太阳能烤箱

2 太阳能

3 太阳

4 泰阳

5 泰洋

6 太

7 台

< >

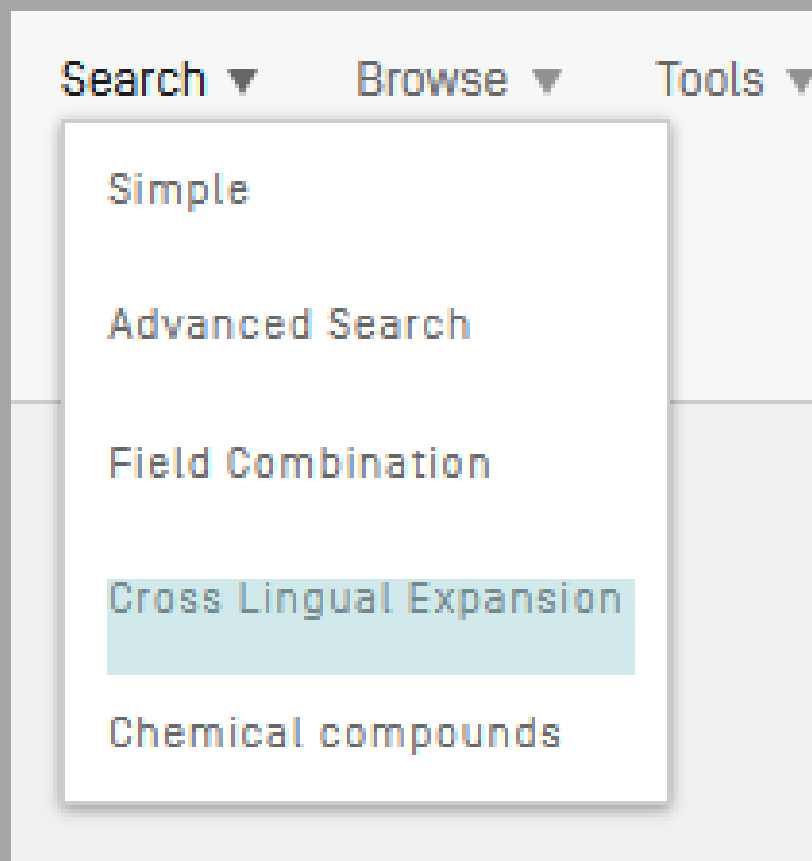


[查询示例](#)

专利局
全部



Search menu



Search: CLIR

CROSS LINGUAL EXPANSION ▾

Search terms... *
cancer biomarker

Query Language"

English ▾

The language of your query

Expansion Mode:

Automatic

Supervised

Use the **Supervised** mode to select the technical domains, the relevant variants, the languages to translate your query to and the fields to search by

Precision level

High ▾

Influences the precision of the suggested variants.

Highest level considers only the most relevant ones (less suggested variants)

Lowest level considers the less relevant as well (more suggested variants)

Search

CLIR

EN_AB:("cancer biomarker") OR FR_AB:("biomarqueur du cancer") OR DE_AB:("Krebsbiomarker") OR ES_AB:("biomarcador cáncer~22) OR PT_AB:("biomarcador cancro~22 OR "biomarcador câncer~22 OR "biomarcador cancrc

2,090 results Offices all Languages all Stemming true Single Family Member false Include NPL false

FULL QUERY Close Edit

EN_AB:("cancer biomarker") OR FR_AB:("biomarqueur du cancer") OR DE_AB:("Krebsbiomarker") OR ES_AB:("biomarcador cáncer~22) OR PT_AB:("biomarcador cancro~22 OR "biomarcador câncer~22 OR "biomarcador cancro~22 OR "biomarcador cáncer~22) OR JA_AB:("ガン バイオマーカ~22 OR "ガン バイオ~22 OR "ガン マーカー~22 OR "癌 バイオマーカ~22 OR "の癌 バイオマーカ~22 OR "発癌 バイオマーカ~22 OR "ガン 生物指標~22 OR "の癌 バイオ~22 OR "発癌 バイオマーカ~22) OR RU_AB:("рака биомаркер~22 OR "рака биомаркеров мелкоклеточного~22 OR "рака биомаркерные~22) OR ZH_AB:("癌症 生物标志~22 OR "癌症 化生物标记物~22 OR "癌症 卵巢~22) OR KO_AB:("바이오마커 암~22 OR "바이오마커 진단용 마커~22) OR IT_AB:("cancro biomarcatore~22 OR "cance biomarcatore~22 OR "neoplasie biomarcatore~22) OR SV_AB:("cancer biomarkör~22 OR "kancer biomarkör~22) OR DA_AB:("cancer biomarkør~22)

Sort: Relevance ▼ Per page: 100 ▼ View: All+Image ▼ < 1/21 > Download ▼ Machine translation ▼

1. **2014513949** 患者における癌の診断方法 JP - 19.06.2014

Int.Class [C12Q 1/48](#) ? Appl.No 2014508513 Applicant トラクソン・リミテッド・ライアビリティ・カンパニー Inventor ロバート・パスカス

本願は、ある特定の癌バイオマーカ存在、活性および/または濃度を判定するための方法、ならびに癌の存在の判定におけるその使用に関する。

2. **WO/2021/114201** CANCER BIOMARKER AND USE WO - 17.06.2021

Int.Class [C12Q 1/6888](#) ? Appl.No PCT/CN2019/125011 Applicant SUZHOU INSTITUTE OF BIOMEDICAL ENGINEERING AND TECHNOLOGY CHINESE ACADEMY OF SCIENCES Inventor GAO, Shan

Provided are a cancer biomarker and use. The cancer biomarker comprises a programmed cell death protein PD-1, a gene PDCD1, and/or PD-1 mRNA in tumor cells; pD-1 is subjected to broad-spectrum expression in tumor cells and plays a role in inhibiting the growth of the tumor cells. The cancer biomarker is used for predicting, evaluating or identifying the effectiveness of a PD-1 antibody on treatment of tumor patients with immunodeficiency or immunocompromised tumor patients. A tumor patient who is not suitable for PD-1 antibody treatment is predicted; more effective medication and therapy selection suggestions are provided for tumor patients.

3. **2014530355** 免疫学的タンパク質、病原性及び微生物因子並びに細胞の検出及び定量化用装置及び方法 JP - 17.11.2014

Sort: Relevance Per page: 100 View: All+Image

1 / 21

1. [2014513949](#) 患者における癌の診断方法

Int.Class [C12Q 1/48](#) Appl.No 2014508513 Applicant トラクソン・リミテッド・ライアビリティ・カンパニー Inventor ロバート・パスカス

本願は、ある特定の癌バイオマーカーの存在、活性および/または濃度を判定するための方法、ならびに癌の存在の判定におけるその使用に関する。

2. [WO/2021/114201](#) CANCER BIOMARKER AND USE

Int.Class [C12Q 1/8888](#) Appl.No PCT/CN2019/125011 Applicant SUZHOU INSTITUTE OF BIOMEDICAL ENGINEERING AND TECHNOLOGY CHINESE ACADEMY OF SCIENCES Inventor GAO, Shan

Provided are a cancer biomarker and use. The cancer biomarker comprises a programmed cell death protein PD-1, a gene PDCD1, and/or PD-1 mRNA in tumor cells; pD-1 is subjected to broad-spectrum expression in tumor cells and plays a role inhibiting the growth of the tumor cells. The cancer biomarker is used for predicting, evaluating or identifying the effectiveness of a PD-1 antibody on treatment of tumor patients with immunodeficiency or immunocompromised tumor patients. tumor patient who is not suitable for PD-1 antibody treatment is predicted; more effective medication and therapy selection suggestions are provided for tumor patients.

3. [2014530355](#) 免疫学的タンパク質、病原性及び微生物因子並びに細胞の検出及び定量化用装置及び方法

Int.Class [G01N 27/74](#) Appl.No 2014531827 Applicant カーネギー メロン ユニバーシティ Inventor ガンディーニー, アルベルト

本発明は、液体試料中に分散する磁気応答性マイクロビーズの濃度を検出及び定量化するための方法及び装置を提供する。また、抗原特異的抗体で被覆された磁気応答性マイクロビーズを使用して試料媒体中の分析物の濃度を検出及び定量化するための方法及びマイクロ流体イムノアッセイ pScreen (商標) 装置も提供される。本発明の方法及び装置は、タンパク質、タンパク質断片、抗原、抗体、抗体断片、ペプチド、RNA、RNA断片、CD⁴⁺ CD⁸⁺ 細胞に特異的な機能化された磁気マイクロビーズ、マラリア感染赤血球、癌細胞、前立腺特異抗原などの癌バイオマーカー及び他の癌バイオマーカー、ウイルス、細菌、及び他の病原性因子などの多種多様な分析物の定量を、研究室ベースのベンチトップアッセイの感度、特異度及び精度で可能にすることにより、ポイント・オブ・ケア診断向けの広範な運用を有する。

【選択図】 図3

4. [2011521897](#) 膵管腺癌の検出および治療のためのプレクチン-1 標的化剤

Int.Class [C07K 7/08](#) Appl.No 2011505127 Applicant ザ ジェネラル ホスピタル コーポレイション Inventor ケリー, キンバリー

膵管腺癌 (P D A C) 細胞バイオマーカーのような癌細胞バイオマーカーならびに癌 (例えば、P D A C) の診断および治療用の結合分子のための、組成物および方法が本明細書に記載される。P D A Cバイオマーカーであるプレクチン-1 のような癌バイオマーカー同定のための、「利用可能な」プロテオーム同定法が開示される。さらに、P D A C同定のためのペプチドリガンドとコンジュゲートされた磁性蛍光ナノ粒子を含むイメージング組成物が提供される。

Machine translation

WIPO Translate

English

French

German

Spanish

Russian

Korean

Japanese


Chinese

Arabic

Portuguese

Italian

1. [2014513949](#) [METHOD FOR DIAGNOSING CANCER IN PATIENT](#)

Int.Class [C12Q 1/48](#)  Appl.No 2014506513 Applicant トラクソン・リミテッド・ライアビリティ・カンパニー Inventor ロバート・パスカス


The present application relates to a method for determining the presence, activity and/or concentration of a particular cancer biomarker, as well as its use in determining the presence of cancer

2. [WO/2021/114201](#) [CANCER BIOMARKER AND USE](#)


WO - 17.06.2021

Int.Class [C12Q 1/6886](#)  Appl.No PCT/CN2019/125011 Applicant SUZHOU INSTITUTE OF BIOMEDICAL ENGINEERING AND TECHNOLOGY CHINESE ACADEMY OF SCIENCES Inventor GAO, Shan

Provided are a cancer biomarker and use. The cancer biomarker comprises a programmed cell death protein PD-1, a gene PDCD1, and/or PD-1 mRNA in tumor cells; pD-1 is subjected to broad-spectrum expression in tumor cells and plays a role in inhibiting the growth of the tumor cells. The cancer biomarker is used for predicting, evaluating or identifying the effectiveness of a PD-1 antibody on treatment of tumor patients with immunodeficiency or immunocompromised tumor patients. A tumor patient who is not suitable for PD-1 antibody treatment is predicted; more effective medication and therapy selection suggestions are provided for tumor patients.

3. [2014530355](#) [IMMUNOLOGICAL PROTEIN, PATHOGENIC AND MICROBIAL FACTOR, AND DEVICE AND METHOD FOR DETECTING AND QUANTIFYING CELL](#)


JP - 17.11.2014

Int.Class [G01N 27/74](#)  Appl.No 2014531827 Applicant カーネギー メロン ユニバーシティ Inventor ガンディーニー, アルベルト

The present invention provides a method and apparatus for detecting and quantifying the concentration of magnetically responsive microbeads dispersed in a liquid sample. Also provided are a method for detecting and quantifying the concentration of an analyte in a sample medium using magnetically responsive microbeads coated with an antigen-specific antibody, and a microfluidic immunoassay PSCREEN™ device. The methods and apparatus of the present invention allow quantification of a wide variety of analytes, such as proteins, protein fragments, antigens, antibodies, antibody fragments, peptides, RNA, RNA fragments, CD4+, CD8+ cells, cancer biomarkers such as malaria-infected red blood cells, cancer cells, prostate-specific antigens, and other cancer biomarkers, viruses, bacteria, and other pathogenic factors. Out-of-. A wide variety of applications for care diagnosis are provided
COPYRIGHT

4. [2011521897](#) [PREFECTIN -1 TARGETING AGENT FOR DETECTION AND TREATMENT OF PANCREATIC TUBE ADENOCARCINOMA](#)

JP - 28.07.2011

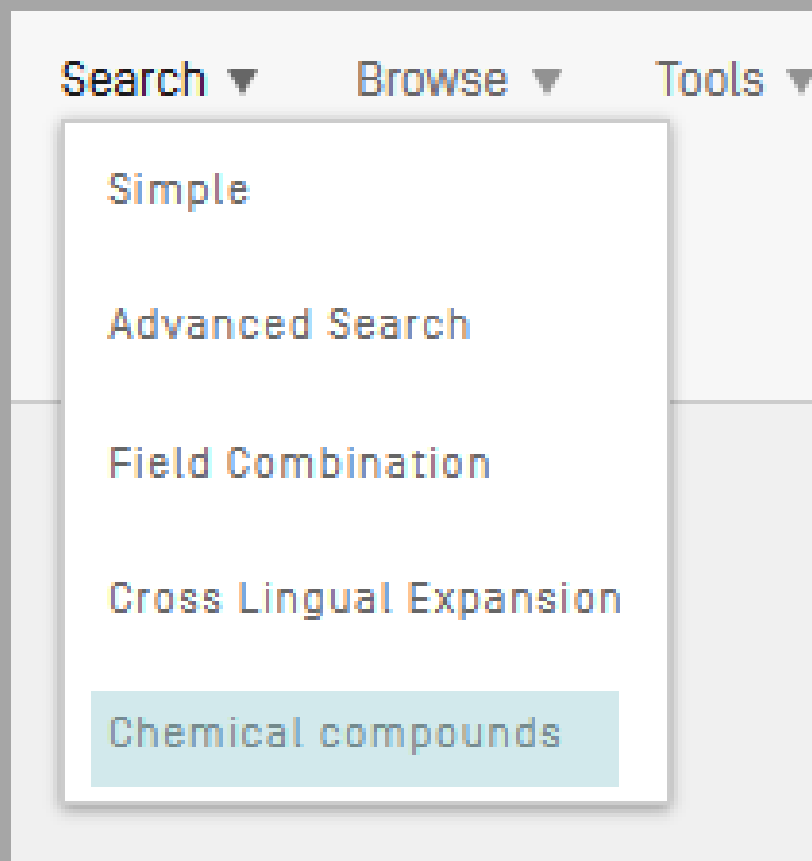
Int.Class [C07K 7/06](#)  Appl.No 2011505127 Applicant ザ ジェネラル ホスピタル コーポレイション Inventor ケリー, キンバリー

Compositions and methods for cancer cell biomarkers, such as pancreatic duct adenocarcinoma (PDAC) cell biomarkers, and binding molecules for cancer (eg, PDAC) diagnostic and therapeutic binding molecules are described herein. A "available" proteome identification method for cancer biomarker identification, such as a PDAC biomarker, is disclosed. Further provided is an imaging composition comprising magnetic fluorescent nanoparticles conjugated with a peptide ligand for PDAC identification

5. [2008529008](#) [BIOMARKER FOR BLADDER CANCER](#)

JP - 31.07.2008

Search menu



Chemical search

CHEMICAL COMPOUNDS SEARCH ▾

Convert structure

Upload structure

Structure editor

Found compounds

Found Markush Formulas

Search type

Compound name



Type an accepted name, commercial name, CAS name, IUPAC name

aspirin

Search for scaffold

Include enumerated Markush structures

Offices

All



Reset

Show in editor

Exact Structure Search

CHEM:(BSYNYRYMUTXBXSQ-UHFFFAOYSA-N)

17,100 results Offices all Languages all Stemming true Single Family Member false Include NPL false

Sort: Relevance Per page: 100 View: All+Image

1/1,971

Download Machine translation

1. [2017207510](#) DUAL ANTI-PLATELET MEDICATION/ASPIRIN RESPONSE AND REACTIVITY TEST USING SYNTHETIC COLLAGEN

JP - 24.11.2017

Int.Class [G01N 33/49](#) Appl.No 2017145031 Applicant JNC CORP Inventor WILLIAM M TROLIO

PROBLEM TO BE SOLVED: To provide methods of determining anti-platelet medication sensitivity of platelets of an individual without using an animal-derived collagen as an agonist when the individual is on a dual anti-platelet therapy of aspirin and anti-platelet medication.

MEANS: A method of determining anti-platelet medication sensitivity of platelets of an individual who is on a dual anti-platelet therapy of aspirin and anti-platelet medication is provided, which involves performing a Light Transmission Aggregometry Assay (LTAA) using synthetic self-assembling human type I collagen containing a polypeptide having a peptide fragment represented by a formula (I), where X represents Hyp, and n represents an integer in a range of 20 to 250.

SELECTED DRAWING: None

COPYRIGHT: [C]2018.JPO&INPIT



2. [2015528567](#) 合成コラーゲンを用いる二重抗血小板薬/アスピリン応答および反応性試験

JP - 28.09.2015

Int.Class [G01N 33/49](#) Appl.No 2015528805 Applicant JNC株式会社 Inventor ウィリアム、エム、トロリオ

本発明は、合成自己組織化ヒトI型コラーゲンを用い、光透過型凝集測定アッセイ(LTAA)またはフローサイトメトリーを用いることなどによる機能性血小板凝集を測定する試験、個人がアスピリンと抗血小板薬との二重抗血小板療法を受けている場合に個人の血小板の抗血小板薬感受性および残留血小板活性状態を予測ならびに測定する方法、ならびに、これらのアッセイおよび方法において有用であるキットを提供する。

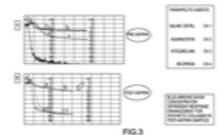


3. [WO/2014/025685](#) DUAL ANTI-PLATELET MEDICATION/ASPIRIN RESPONSE AND REACTIVITY TEST USING SYNTHETIC COLLAGEN

WO - 13.02.2014

Int.Class [C12Q 1/58](#) Appl.No PCT/US2013/053612 Applicant JNC CORPORATION Inventor TROLIO, William M.

The present invention provides tests that measures functional platelet aggregation such as by using Light Transmission Aggregometry Assays (LTAA) or flow cytometry, using synthetic, self-assembling human type I collagen, methods of predicting and measuring an individual's platelet anti-platelet medication sensitivity and residual platelet activity status when the individual is on a dual anti-platelet therapy of aspirin and anti-platelet medication and kits useful in the assays and methods.



4. [2017506252](#) 吸入用の乾燥粉末製剤

JP - 02.03.2017

Int Class A61K 31/816 Appl No 2016553558 Applicant オートピック インコーポレイテッド Inventor セディディ、カンビズ

National Biblio. Data

Description

Claims

Drawings

Compounds

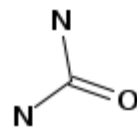
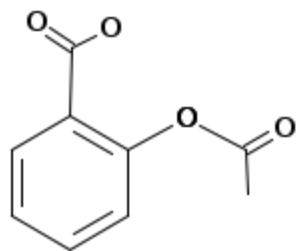
Documents

Title

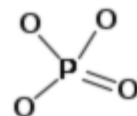
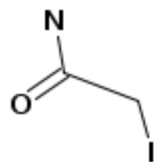
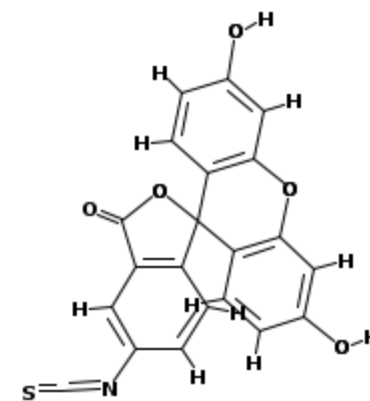
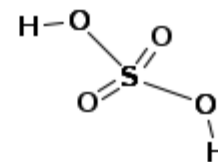
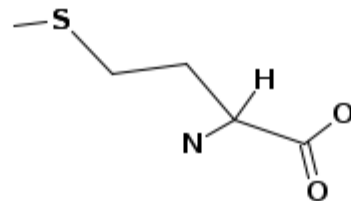
Abstract

Description

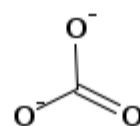
Claims



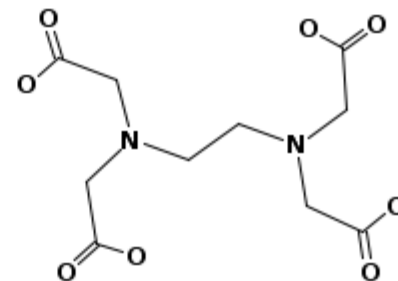
Methionine



Ca²⁺



Edetic acid



Na⁺ Cl⁻

본 발명은 CAPRIN-1을 종양 마커로 하는 암의 검출 방법에 관한 것이다.

배경기술

암은 전체 사망 원인의 제 1 위를 차지하는 질환이고, 현재 행해지고 있는 치료는 수술 요법을 주체로 방사선 요법과 화학 요법을 조합시킨 것이다. 지금까지의 의료 기술의 진보에 의해, 암종에 따라서는 조기 발견할 수 있으면 고칠 수 있는 가능성이 높은 질환이 되고 있다. 그 때문에, 암환자의 체력적, 경제적 부담이 없고, 간편하게 검사할 수 있는 암의 검출 방법이 요구되고 있다.

최근에는, 종양 마커 등의 종양 생산물을 측정하는 방법이 보급되어 왔다. 종양 생산물이란, 종양에 관련되는 항원, 효소, 특정 단백질, 대사산물, 종양 유전자, 종양 유전자 생산물 및 종양 억제 유전자 등을 가리키고, 암 태아성 항원 CEA, 당 단백질 CA19-9, 전립선 특이 항원 PSA, 갑상선에서 생산되는 펩티드 호르몬인 칼시토닌 등이 일부의 암에서 종양 마커로서 암진단에 활용되고 있다. 그러나, 다른 많은 암종에 있어서는 암진단에 유용한 종양 마커는 존재하지 않는다. 또한, 현재 알려져 있는 종양 마커의 대부분은 체액 중에 극히 미량[pg/mL 오더 정도]밖에 존재하지 않기 때문에, 그들을 검출하기 위해서는 고감도한 측정법이나 특수한 기술을 필요로 한다. 이러한 현재 상황 중에서, 각종 암을 간편한 조작으로 고감도로 검출할 수 있는 신규한 암 검사 수단을 제공할 수 있으면, 각종 암에 대한 진단 용도가 열린다고 기대된다.

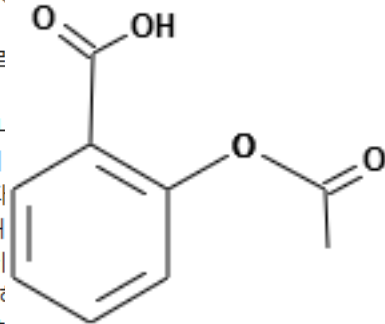
한편, 최근 새로운 수술법의 개발이나 새로운 항암제의 발견에도 불구하고, 일부 암을 제외하고 대부분의 암에서는 효과적인 암 진단 기술이 확립되어 있지 않다. 그러므로, 암을 조기에 발견할 수 없고, 암의 치료 성적은 그다지 향상되지 않은 것이 현재 상황이다.

최근, 분자생물학이나 암면역학의 진보에 의해, 암에 특이적으로 반응하는 항체나, 암화나 암의 악화에 관련되는 암 항원에 대한 분자 표적약 등, 암 항원류를 타깃으로 한 특이적 암 치료법의 기대가 높아지고 있다. 그 중에서도, 암세포 상의 항원 단백질을 표적으로 한 암을 치료하기 위한 항체 의약이 복수 상시되어 암 치료에 사용되고 있다. 항체 의약은 암 특이적 치료약으로서 일정 약효를 얻을 수 있으므로 주목받고 있지만, 표적이 되는 항원 단백질의 대부분은 정상세포에도 발현되는 것이고, 항체 투여의 결과, 암세포뿐만 아니라 항원이 발현되는 정상세포도 장해되어버려, 그 결과 생기는 부작용이 문제가 되고 있다. 또한, 암환자에 의해 병인은 다양하기 때문에 암 치료의 효과는 개인차가 매우 크다. 예를 들면, 수술, 화학 요법 또는 방사선 요법에 있어서, 암의 진행 단계에 의해 그 치료 및 예후는 크게 좌우된다. 개체의 다양성에 의해, 동일한 암 치료약에 대해서도 개개인으로 다른 감수성을 가진다는 것이 알려져 있고, 어떤 환자에 유효한 약이 다른 환자에게도 유효하다고는 할 수 없다.

그래서, 미리 환자의 질환 관련 유전자나 단백질의 발현을 측정하고, 어떤 특정 약품이 특정 유전자 또는 단백질을 발현하고 있는 암환자에 대하여 유효할 것인지 아닌지를 평가한 후에, 그 암환자에의 치료약의 투여 결정이 이루어지고 있다. 구체적으로는, 어느 종류의 암에 대한 질환 관련 유전자나 단백질을 측정하는 검출법을 사용하여, 임상 현장에서 암환자 유래의 시료, 예를 들면 혈청이나 조직 중에 암 항원이 존재하는지 아닌지를 검사한 후에 암 항원 특이적인 치료약의 투여 결정이 이루어지고 있다. 예를 들면, 대장암 환자의 암조직을 면역 조직 화학 염색 EGFR 검출법 「EGFRpharm(DAKO Corporation)」에 의해 평가하고, 대장암에 있어서의 엘비투스의 유효성을 예측한 후에 엘비투스의 투여를 결정하고, 허셉틴의 적용을 결정하고 있다.

그런데, 반려동물은 가족의 일원으로서 사육되고, 기르는 것이 알려져 있다.

대표적인 반려동물인 개는 인간과 비교하여 7배 빨리 4종 등의 혼합백신이 일반적으로 보급되고, 개 파보바이러스 렙토스피라병이라는 치사율이 높은 감염증이 감소했다 일로를 걷고 있다. 미국에서는 1년에 약 400만마리의 개기 때문에 발견이 늦어, 종양이 커지고 처음으로 주인이 때문에, 수의사가 악성이라고 판단했을 경우에는 수술을 실시할 필요가 있다. 수술 후 즉시 항암제 치료를 시작하는 유전자나 단백질을 측정하는 검출법이 존재하면, 지금까지 보다 효과적인 치료가 가능하게 되어 주인에게도 수의사에 있어서도 메리트가 크다.



이는 경우가 많다. 그 때문에, 반려동물의 암 감염에 의해, 기르는 주인이 장래 암을 발병할 위험성이 높은 것을 예측할 수 있

사육수는, 일본에서는 약 670만마리, 또한 미국에서는 약 1764만마리라고 알려져 있다. 광견병 예방접종 이외에 5종, 7종, 8종, 개 파라인플루엔자(컨넬코프), 개 아데노바이러스 2형 감염증(컨넬코프), 개 전염성 간염, 개 코로나바이러스 감염증, 및 7세 이상의 고령개는 전체 사육수의 35.5%를 차지하고 있다. 사망 원인도 인간과 같이 암이나 고혈압, 심장병 등이 증가의 추적으로 약 160만마리에 어떤 종양이 있다고 알려져 있다. 그러나, 반려동물은 인간과 같이 건강진단이 보급되어 있지 않기 종양이 악성인 경우, 수술 등의 외과적 요법이나 항암제 등의 투약을 행한다 해도, 이미 너무 늦은 경우가 대부분이다. 그 반적이다. 수술을 행할 경우에도, 마진 확보의 크기나 수술 중의 혈액, 세포 비산 대책이라고 한 수술 중의 대책도 엄중하게 것이 바람직하다. 따라서, 암에 걸린 반려동물에 있어서도 암 치료약의 투약은 필수적이고, 어떤 종류의 암에 대한 질환관련

Cytoplasmic-and proliferation-associateed protein 1[CAPRIN-1]은 휴지기의 정상세포가 활성화나 세포분열을 일으킬 때에 발현되고, 또한 세포내에서 RNA와 세포내 스트레스 과립을 형성하여 mRNA의 수송, 번역의 제어에 관여하는 것 등이 알려져 있는 세포내 단백질이다. 한편으로, 본 발명자들은 유방암세포의 막 표면에 CAPRIN-1이 고발현하고 있는지, CAPRIN-1에 대한 항체가 유방암세포에 대하여 강한 항종양 효과를 발휘하는지를 밝혀냈다(특허문헌 1). 또한, 세포 표면에 발현하고 있는 CAPRIN-1에 결합하는 항체를 사용하여, 환자에 유래하는 시료 중의 CAPRIN-1의 발현을 측정함으로써, 암의 검출 및 암의 악성도를 평가할 수 있는 것이 보고되고 있다 즉, 세포막 단백질의 하나인 CAPRIN-1은 암 치료 등의 타깃이 될 수 있는 것이 기재되어 있다. 한편 상술한 바와 같이, 암환자의 다양성으로부터 CAPRIN-1을 표적으로 한 치료약, 예를 들면 항체의 투여를 결정하기 위해서는 미리 암환자 유래 시료 중의 CAPRIN-1의 발현을 검증할 필요가 있다. 그러나, 이와 같이 특이적인 치료약을 적용하기 위한 CAPRIN-1의 검출 방법에 관한 보고는 없고, 또한 암환자 시료를 사용한 암을 검출하는 시약은 존재하지 않는다.

선행기술문헌

특허문헌

[특허문헌 0001] WO2010/016526

[특허문헌 0002] WO2010/016527

Result list

EN_AB:(biomarker NEAR10 cancer)



4,418 results Offices all Languages all Stemming true Single Family Member false Include NPL false



Sort: Relevance ▼ Per page: 100 ▼ View: All+Image ▼

< 1 / 45 >


Download ▼ Machine translation ▼

1. [1020170097956](#) METHOD FOR SCREENING CANCER BIOMARKERS BY USING CAPILLARY WESTERN BLOT ASSAY

KR - 29.08.2017

Int.Class [G01N 33/574](#) [?](#) Appl.No 1020160019700 Applicant EWHA UNIVERSITY - INDUSTRY COLLABORATION FOUNDATION Inventor SHEEN, YHUN YHONG

The present invention relates to a method for screening [cancer biomarkers](#) or [cancer metastasis biomarkers](#) using capillary western blot assay. According to the present invention, [cancer biomarkers](#) or [cancer metastasis biomarkers](#) can be rapidly and precisely screened. Accordingly, the method can be used for developing [biomarkers](#) useful for initial diagnosis and clinical stage judgment of [cancer](#). COPYRIGHT KIPO 2017



2. [20150072890](#) METHODS AND COMPOSITIONS FOR AIDING IN THE DETECTION OF LUNG CANCER

US - 12.03.2015

Int.Class [C12Q 1/68](#) [?](#) Appl.No 14483503 Applicant William James Inventor William James

A lung [cancer biomarker](#) panel comprising an microRNA (miRNA) lung [cancer biomarker](#) and at least one additional lung [cancer biomarker](#) selected from a tumor protein (TP) lung [cancer biomarker](#) and/or a autoantibody (AAB) lung [cancer biomarker](#) is provided herein and methods for screening patients for lung [cancer](#). The present lung [cancer biomarker](#) panel provides an improvement in sensitivity and diagnostic accuracy for lung [cancer](#) as compared to a lung [cancer biomarker](#) panel without the miRNA biomarkers.



3. [WO/2020/160108](#) LIPID BIOMARKERS FOR CANCER SCREENING AND MONITORING

WO - 06.08.2020

Int.Class [G01N 33/92](#) [?](#) Appl.No PCT/US2020/015617 Applicant ARIZONA BOARD OF REGENTS ON BEHALF OF THE UNIVERSITY OF ARIZONA Inventor CHILTON, Floyd H.

Provided herein are [biomarkers](#) for [cancer](#) screening and monitoring. In particular, provided herein are lipid [biomarkers](#) for [cancer](#) diagnosis, prognosis, risk, and response to treatment.




4. [WO/2017/099414](#) METHOD FOR DISCOVERY OF MICRORNA BIOMARKER FOR CANCER DIAGNOSIS, AND USE THEREOF

WO - 15.06.2017

Int.Class [G06F 19/18](#) [?](#) Appl.No PCT/KR2016/013975 Applicant LG ELECTRONICS INC. Inventor LEE, Jaehoon

The present invention relates to a method for discovery of a novel miRNA [biomarker](#) for [cancer](#) diagnosis, a [biomarker](#) for diagnosis of bile duct [cancer](#) or pancreatic cancer which has been discovered through the method for discovery of a [biomarker](#), a method for diagnosing [cancer](#), comprising a step in which cancer is diagnosed when $f(x) > 0$ by substitution of the expression level of the miRNA biomarker, which is detected by the method for discovery of an miRNA [biomarker](#) for [cancer](#) diagnosis, in a sample into a novel SVM classifier function, a kit for diagnosing bile duct [cancer](#) or pancreatic cancer comprising the [biomarker](#) for diagnosing bile duct [cancer](#) or pancreatic cancer, and a computing device for performing a process of diagnosing cancer when $f(x) > 0$ as a result of a calculation by substitution of the expression level of an miRNA biomarker, which is detected by the method for discovery of an miRNA biomarker for cancer diagnosis, into the novel SVM



EN_AB:(biomarker NEAR10 cancer)



4,418 results Offices all Languages all Stemming true Single Family Member false Include NPL false



Sort: Relevance Per page: 100 View: All+Image

1 / 45

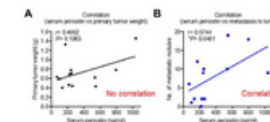
Download Machine translation

1. **1020170097956** METHOD FOR SCREENING CANCER BIOMARKERS BY USING CAPILLARY WESTERN BLOT ASSAY

KR - 29.08.2017

Int.Class [G01N 33/574](#) Appl.No 1020160019700 Applicant EWHA UNIVERSITY - INDUSTRY COLLABORATION FOUNDATION Inventor SHEEN, YHUN YHONG

The present invention relates to a method for screening cancer biomarkers or cancer metastasis biomarkers using capillary western blot assay. According to the present invention, cancer biomarkers or cancer metastasis biomarkers can be rapidly and precisely screened. Accordingly, the method can be used for developing biomarkers useful for initial diagnosis and clinical stage judgment of cancer. COPYRIGHT KIPO 2017



2. **20150072890** METHODS AND COMPOSITIONS FOR AIDING IN THE DETECTION OF LUNG CANCER

US - 12.03.2015

Int.Class [C12Q 1/88](#) Appl.No 14483503 Applicant William James Inventor William James

A lung cancer biomarker panel comprising an microRNA (miRNA) lung cancer biomarker and at least one additional lung cancer biomarker selected from a tumor protein (TP) lung cancer biomarker and/or a autoantibody (AAB) lung cancer biomarker is provided herein and methods for screening patients for lung cancer. The present lung cancer biomarker panel provides an improvement in sensitivity and diagnostic accuracy for lung cancer as compared to a lung cancer biomarker panel without the miRNA biomarkers.



3. **WO/2020/160108** LIPID BIOMARKERS FOR CANCER SCREENING AND MONITORING

WO - 06.08.2020

Int.Class [G01N 33/92](#) Appl.No PCT/US2020/015617 Applicant ARIZONA BOARD OF REGENTS ON BEHALF OF THE UNIVERSITY OF ARIZONA Inventor CHILTON, Floyd H.

Provided herein are biomarkers for cancer screening and monitoring. In particular, provided herein are lipid biomarkers for cancer diagnosis, prognosis, risk, and response to treatment.




4. **WO/2017/099414** METHOD FOR DISCOVERY OF MICRORNA BIOMARKER FOR CANCER DIAGNOSIS, AND USE THEREOF

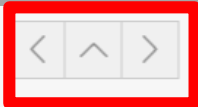
WO - 15.08.2017

Int.Class [G06F 19/18](#) Appl.No PCT/KR2018/013975 Applicant LG ELECTRONICS INC. Inventor LEE, Jaehoon

The present invention relates to a method for discovery of a novel miRNA biomarker for cancer diagnosis, a biomarker for diagnosis of bile duct cancer or pancreatic cancer which has been discovered through the method for discovery of a biomarker, a method for diagnosing cancer, comprising a step in which cancer is diagnosed when $f(x) > 0$ by substitution of the expression level of the miRNA biomarker, which is detected by the method for discovery of an miRNA biomarker for cancer diagnosis, in a sample into a novel SVM classifier function, a kit for diagnosing bile duct cancer or pancreatic cancer comprising the biomarker for diagnosing bile duct cancer or pancreatic cancer, and a computing device for performing a



11. WO2021104442 - METHOD AND COMPOSITIONS FOR PREDICTING ANTI-CANCER EFFICACY OF COMPOUNDS TARGETING APOPTOSIS PATHWAY



PCT Biblio. Data Full Text Drawings ISR/WOSA/A17[2][a] National Phase Patent Family Notices Compounds Documents

[Submit observation](#) [PermaLink](#) [Machine translation](#) ▼

Publication Number

WO/2021/104442

Publication Date

03.08.2021

International Application No.

PCT/CN2020/132191

International Filing Date

27.11.2020

IPC

A61K 31/407 2008.01 A61K 31/498 2008.01

C07D 487/10 2008.01 C07D 471/04 2008.01

C07D 401/14 2008.01 C12Q 1/88 2018.01

[View more classifications](#)

Applicants

ASCENTAGE PHARMA [SUZHOU] CO., LTD. [CN]/[CN]

Unit 701, Building B7, 218 Xinghu Street
Suzhou Industrial Park Suzhou, Jiangsu
215000, CN

ASCENTAGE PHARMA GROUP CORP LIMITED [CN]/[CN]

9/F, Wah Yuen Building 149 Queen' S Road
Central Hong Kong, CN

Inventors

ZHAI, Yifan
YANG, Dajun
FANG, Douglas D.
TAO, Ran

Agents

JUN HE LAW OFFICES
20/F, China Resources Building 8
Jianguomenbei Avenue Beijing 100005, CN

Priority Data

PCT/CN2019/121214 27.11.2019 CN

Publication Language

English [EN]

Filing Language

English [EN]

Designated States

[View all](#)

Title

[EN] METHOD AND COMPOSITIONS FOR PREDICTING ANTI-CANCER EFFICACY OF COMPOUNDS TARGETING APOPTOSIS PATHWAY
[FR] MÉTHODE ET COMPOSITIONS POUR PRÉDIRE L'EFFICACITÉ ANTICARCÉREUSE DE COMPOSES CIBLANT LA VOIE DE L'APOPTOSE

Abstract

[EN]

Provided are biomarkers for predicting the efficacy of MDM2 inhibitor or Bcl-2/Bcl-xL dual inhibitors or Bcl-2 inhibitor or Bcl-xL inhibitor in treating cancer patients. Also provided are compositions, e.g., kits, for evaluating gene levels of the [biomarkers](#) and methods of using such gene levels to predict a [cancer](#) patient's response to the MDM2 inhibitors or Bcl-2/Bcl-xL dual inhibitors or Bcl-2 inhibitor or Bcl-xL inhibitor. Such information can be used in determining prognosis and treatment options for cancer patients.

[FR]

L'invention concerne des biomarqueurs pour prédire l'efficacité d'un inhibiteur de MDM2 ou de doubles inhibiteurs de Bcl-2/Bcl-xL ou d'un inhibiteur de Bcl-2 ou d'un inhibiteur de Bcl-xL dans le traitement de patients atteints de cancer. L'invention concerne également des compositions, par exemple, des kits, pour évaluer les niveaux de gènes des biomarqueurs et des méthodes d'utilisation de tels niveaux de gènes pour prédire une réponse d'un patient cancéreux aux inhibiteurs de MDM2 ou aux doubles inhibiteurs de Bcl-2/Bcl-xL ou à un inhibiteur de Bcl-2 ou à un inhibiteur de Bcl-xL. De telles informations peuvent être utilisées pour déterminer des options de pronostic et de traitement pour des patients atteints d'un cancer.

Also published as

[CN112852959](#)

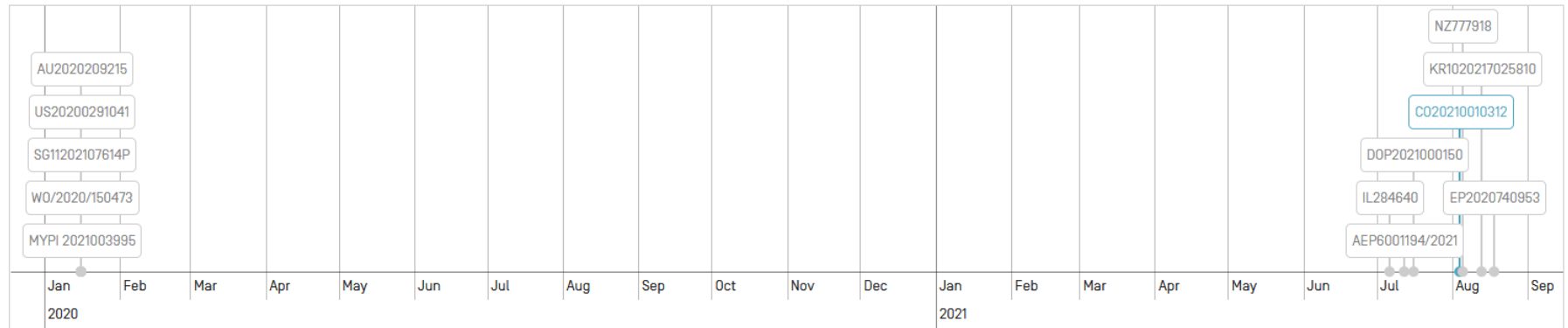
2. C020210010312 - INHIBIDORES DE LA PCSK9 Y MÉTODOS DE USO DE LOS MISMOS



National Biblio. Data

Patent Family

PermaLink



CA3125765 PCSK9 INHIBITORS AND METHODS OF USE THEREOF Appl.Date
 Appl.No 3125765 Applicant ASTRAZENECA AB Pub.Kind A1 Pub.Lang en Inclusion Criteria IC2 Pub.Date 23.07.2020

WO/2020/150473 PCSK9 INHIBITORS AND METHODS OF USE THEREOF Appl.Date 16.01.2020
 Appl.No PCT/US2020/013881 Applicant ASTRAZENECA AB Pub.Kind A Pub.Lang en Inclusion Criteria IC1 Pub.Date 23.07.2020

US20200291041 PCSK9 INHIBITORS AND METHODS OF USE THEREOF Appl.Date 16.01.2020
 Appl.No 16744929 Applicant David Clark Pub.Kind A1 Inclusion Criteria IC4 Pub.Date 17.09.2020

MYPI 2021003995 PCSK9 INHIBITORS AND METHODS OF USE THEREOF Appl.Date 16.01.2020

A National entry of a PCT application. 120
 A If this application is not visible in the National Phase tab of the PCT application, its relationship to the PCT application is identified from the PCT or regional filing or publication information of its bibliographic 120
 A data. 120

SF Appl.Date 16.01.2020
 Appl.No 11202107614P Applicant ASTRAZENECA AB Pub.Kind A1 Inclusion Criteria IC2 Pub.Date 30.08.2021

IL284640 PCSK9 INHIBITORS AND METHODS OF USE THEREOF Appl.Date 06.07.2021
 Appl.No 284640 Applicant ASTRAZENECA AB Pub.Kind A Pub.Lang en Inclusion Criteria IC2 Pub.Date 31.08.2021

AEP6001194/2021 Appl.Date 12.07.2021
 Appl.No P6001194/2021 Inclusion Criteria IC3



Sort: Relevance Per page: 100 View: All+Image

1 / 45

Download Machine translation

Relevance
Pub Date Desc
Pub Date Asc
App Date Desc
App Date Asc

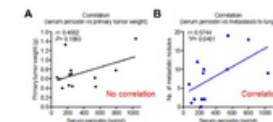
10
50
100
200

Simple
Double
All
All+Image
Image
Multi-columns

...RS BY USING CAPILLARY WESTERN BLOT ASSAY

...UNIVERSITY - INDUSTRY COLLABORATION FOUNDATION Inventor SHEEN, YHUN YHONG

...or cancer metastasis biomarkers using capillary western blot assay. According to the present invention, cancer biomarkers or cancer metastasis biomarkers can be developing biomarkers useful for initial diagnosis and clinical stage judgment of cancer. COPYRIGHT KIPO 2017



KR - 29.08.2017

2. [20150072890](#) METHODS AND COMPOSITIONS FOR AIDING IN THE DETECTION OF LUNG CANCER

Int.Class [C12Q 1/88](#) Appl.No 14483503 Applicant William James Inventor William James

A lung cancer biomarker panel comprising an microRNA (miRNA) lung cancer biomarker and at least one additional lung cancer biomarker selected from a tumor protein (TP) lung cancer biomarker and/or a autoantibody (AAB) lung cancer biomarker is provided herein and methods for screening patients for lung cancer. The present lung cancer biomarker panel provides an improvement in sensitivity and diagnostic accuracy for lung cancer as compared to a lung cancer biomarker panel without the miRNA biomarkers.



US - 12.03.2015

3. [WO/2020/160108](#) LIPID BIOMARKERS FOR CANCER SCREENING AND MONITORING

Int.Class [G01N 33/92](#) Appl.No PCT/US2020/015617 Applicant ARIZONA BOARD OF REGENTS ON BEHALF OF THE UNIVERSITY OF ARIZONA Inventor CHILTON, Floyd H.

Provided herein are biomarkers for cancer screening and monitoring. In particular, provided herein are lipid biomarkers for cancer diagnosis, prognosis, risk, and response to treatment.




WO - 08.08.2020

4. [WO/2017/099414](#) METHOD FOR DISCOVERY OF MICRORNA BIOMARKER FOR CANCER DIAGNOSIS, AND USE THEREOF

Int.Class [G06F 19/18](#) Appl.No PCT/KR2016/013975 Applicant LG ELECTRONICS INC. Inventor LEE, Jaehoon

The present invention relates to a method for discovery of a novel miRNA biomarker for cancer diagnosis, a biomarker for diagnosis of bile duct cancer or pancreatic cancer which has been discovered through the method for discovery of a biomarker, a method for diagnosing cancer, comprising a step in which cancer is diagnosed when $f(x) > 0$ by substitution of the expression level of the miRNA biomarker, which is detected by the method for discovery of an miRNA biomarker for cancer diagnosis, in a sample into a novel SVM classifier function, a kit for diagnosing bile duct cancer or pancreatic cancer comprising the biomarker for diagnosing bile duct cancer or pancreatic cancer, and a computing device for performing a process of diagnosing cancer when $f(x) > 0$ as a result of a calculation by substitution of the expression level of an miRNA biomarker, which is detected by the method for discovery of an miRNA biomarker for cancer diagnosis, into the novel SVM



WO - 15.06.2017

EN_AB:(biomarker NEAR10 cancer)



4,418 results

Offices all Languages all Stemming true Single Family Member false Include NPL false



Sort: Relevan

REFINE OPTIONS

Close Search

Offices
All

Languages
All

Stemming

Single Family Member

Include NPL

1. [10201](#)

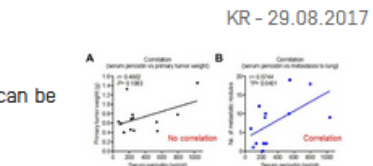
Int.Class [G01N 33/92](#)

The present rapidly and p

2. [20150](#)

Int.Class [C1](#)

A lung cancer biomarker panel comprising an microRNA (miRNA) lung cancer biomarker and at least one additional lung cancer biomarker selected from a tumor protein (TP) lung cancer biomarker and/or a autoantibody (AAB) lung cancer biomarker is provided herein and methods for screening patients for lung cancer. The present lung cancer biomarker panel provides an improvement in sensitivity and diagnostic accuracy for lung cancer as compared to a lung cancer biomarker panel without the miRNA biomarkers.



US - 12.03.2015



3. [WO/2020/160108](#) LIPID BIOMARKERS FOR CANCER SCREENING AND MONITORING

WO - 06.08.2020

Int.Class [G01N 33/92](#) [?](#) Appl.No PCT/US2020/015617 Applicant ARIZONA BOARD OF REGENTS ON BEHALF OF THE UNIVERSITY OF ARIZONA Inventor CHILTON, Floyd H.

Provided herein are biomarkers for cancer screening and monitoring. In particular, provided herein are lipid biomarkers for cancer diagnosis, prognosis, risk, and response to treatment.




4. [WO/2017/099414](#) METHOD FOR DISCOVERY OF MICRORNA BIOMARKER FOR CANCER DIAGNOSIS, AND USE THEREOF

WO - 15.06.2017

Int.Class [G06F 19/18](#) [?](#) Appl.No PCT/KR2016/013975 Applicant LG ELECTRONICS INC. Inventor LEE, Jaehoon

The present invention relates to a method for discovery of a novel miRNA biomarker for cancer diagnosis, a biomarker for diagnosis of bile duct cancer or pancreatic cancer which has been discovered through the method for discovery of a biomarker, a method for diagnosing cancer, comprising a step in which cancer is diagnosed when $f(x) > 0$ by substitution of the expression level of the miRNA biomarker, which is detected by the method for discovery of an miRNA biomarker for cancer diagnosis, in a sample into a novel SVM classifier function, a kit for diagnosing bile duct cancer or pancreatic cancer comprising the biomarker for diagnosing bile duct cancer or pancreatic cancer, and a computing device for performing a process of diagnosing cancer when $f(x) > 0$ as a result of a calculation by substitution of the expression level of an miRNA biomarker, which is detected by the method for discovery of an miRNA biomarker for cancer diagnosis, into the novel SVM



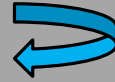
Stemming

- Stem = stemming
- Process that removes common endings from words.

critical	}	each word is reduced to 'critic'
critically		
criticism		
criticisms		
critics		

Stemming

- no dictionary includes the necessary technical terms to express patent concepts



- Porter Stemming Algorithm finds words that contain common roots
- Save time and effort

WILDCARD VS STEMMING

This page shows the different result a wildcard matches as opposed to using the stemming option

Enter a word

|



Compare to

Stemming

No records found.

Wildcard *

No records found.

Enter a word
electric

Compare to

Stemming electric	Wildcard electric*
electric	electric
electrical	electrical
electrically	electrically
electricity	electricity
electrics	electrician
electricly	electricelectric
electrization	electrico
electr	electrica
	electrics
	electricians
	electricly
	electricos
	electricas
	electricamente
	electricity
	electricallyinsulating
	electricalsignal
	electricaly
	electricarc

How to search

HOW TO SEARCH

- [User's Guide](#)
- [Query Syntax](#)
- [Fields Definition](#)
- [IPC/CPC classification fields](#)
- [Wildcard vs Stemming](#)
- [Tutorials](#)
- [Tips And Tricks](#)
- [Webinars](#)

EN_AB:(biomarker NEAR10 cancer)

4,418 results Offices all Languages all Stemming true Single Family Member false Include NPL false

Sort: Relevance ▼ Per page: 100 ▼ View: All+Image ▼

< 1 / 45 >

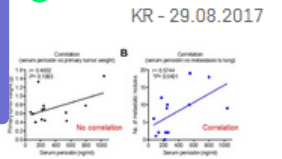
Download ▼ Machine translation ▼

1. [1020170097956](#) METHOD FOR SCREENING CANCER BIOMARKERS BY USING CAPILLARY WESTERN BLOT ASSAY

Int.Class [G01N 33/574](#) ? Appl.No 1020160019700 Applicant EWAH UNIVERSITY - INDUSTRY COLLABORATION FOUNDATION Inventor SHEEN, YHUN YHONG

The present invention relates to a method for screening [cancer biomarkers](#) or [cancer metastasis biomarkers](#) using capillary western blot assay. According to the present invention, [cancer biomarkers](#) or [cancer metastasis biomarkers](#) can be rapidly and precisely screened. Accordingly, the method can be used for developing [biomarkers](#) useful for initial diagnosis and clinical stage judgment of [cancer](#). COPYRIGHT KIPO 2017

100 results
10,000 results



KR - 29.08.2017

2. [20150072890](#) METHODS AND COMPOSITIONS FOR AIDING IN THE DETECTION OF LUNG CANCER

Int.Class [C12Q 1/68](#) ? Appl.No 14483503 Applicant William James Inventor William James

A lung [cancer biomarker](#) panel comprising a microRNA (miRNA) lung [cancer biomarker](#) and at least one additional lung [cancer biomarker](#) selected from a tumor protein (TP) lung [cancer biomarker](#) and/or a autoantibody (AAB) lung [cancer biomarker](#) is provided herein and methods for screening patients for lung [cancer](#). The present lung [cancer biomarker](#) panel provides an improvement in sensitivity and diagnostic accuracy for lung [cancer](#) as compared to a lung [cancer biomarker](#) panel without the miRNA biomarkers.

US - 12.03.2015



3. [WO/2020/160108](#) LIPID BIOMARKERS FOR CANCER SCREENING AND MONITORING

Int.Class [G01N 33/92](#) ? Appl.No PCT/US2020/015617 Applicant ARIZONA BOARD OF REGENTS ON BEHALF OF THE UNIVERSITY OF ARIZONA Inventor CHILTON, Floyd H.

Provided herein are [biomarkers](#) for [cancer](#) screening and monitoring. In particular, provided herein are lipid [biomarkers](#) for [cancer](#) diagnosis, prognosis, risk, and response to treatment.

WO - 06.08.2020




4. [WO/2017/099414](#) METHOD FOR DISCOVERY OF MICRORNA BIOMARKER FOR CANCER DIAGNOSIS, AND USE THEREOF

Int.Class [G06F 19/18](#) ? Appl.No PCT/KR2016/013975 Applicant LG ELECTRONICS INC. Inventor LEE, Jaehoon

The present invention relates to a method for discovery of a novel miRNA [biomarker](#) for [cancer](#) diagnosis, a [biomarker](#) for diagnosis of bile duct [cancer](#) or pancreatic cancer which has been discovered through the method for discovery of a [biomarker](#), a method for diagnosing [cancer](#), comprising a step in which cancer is diagnosed when $f(x) > 0$ by substitution of the expression level of the miRNA biomarker, which is detected by the method for discovery of an miRNA [biomarker](#) for [cancer](#) diagnosis, in a sample into a novel SVM classifier function, a kit for diagnosing bile duct [cancer](#) or pancreatic [cancer](#) comprising the [biomarker](#) for diagnosing bile duct [cancer](#) or pancreatic cancer, and a computing device for performing a process of diagnosing cancer when $f(x) > 0$ as a result of a calculation by substitution of the expression level of an miRNA biomarker, which is detected by the method for discovery of an miRNA biomarker for cancer diagnosis, into the novel SVM

WO - 15.06.2017



EN_AB:(biomarker NEAR10 cancer)

4,418 results Offices all Languages all Stemming true Single Family Member false Include NPL false

Sort: Relevance ▼ Per page: 100 ▼ View: All+Image ▼

1 / 45 ▼

Download ▼ Machine translation ▼

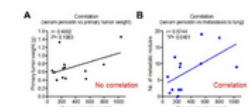


1. [1020170097956](#) METHOD FOR SCREENING CANCER BIOMARKERS BY USING CAPILLARY WESTERN BLOT ASSAY

KR - 29.08.2017

Int.Class [G01N 33/574](#) ? Appl.No 1020160019700 Applicant EWAH UNIVERSITY - INDUSTRY COLLABORATION FOUNDATION Inventor SHEEN, YHUN YHONG

The present invention relates to a method for screening [cancer biomarkers](#) or [cancer metastasis biomarkers](#) using capillary western blot assay. According to the present invention, [cancer biomarkers](#) or [cancer metastasis biomarkers](#) can be rapidly and precisely screened. Accordingly, the method can be used for developing [biomarkers](#) useful for initial diagnosis and clinical stage judgment of [cancer](#). COPYRIGHT KIPO 2017



2. [20150072890](#) METHODS AND COMPOSITIONS FOR AIDING IN THE DETECTION OF LUNG CANCER

US - 12.03.2015

Int.Class [C12Q 1/88](#) ? Appl.No 14483503 Applicant William James Inventor William James

A lung [cancer biomarker](#) panel comprising an microRNA (miRNA) lung [cancer biomarker](#) and at least one additional lung [cancer biomarker](#) selected from a tumor protein (TP) lung [cancer biomarker](#) and/or a autoantibody (AAB) lung [cancer biomarker](#) is provided herein and methods for screening patients for lung [cancer](#). The present lung [cancer biomarker](#) panel provides an improvement in sensitivity and diagnostic accuracy for lung [cancer](#) as compared to a lung [cancer biomarker](#) panel without the miRNA biomarkers.



3. [WO/2020/160108](#) LIPID BIOMARKERS FOR CANCER SCREENING AND MONITORING

WO - 06.08.2020

Int.Class [G01N 33/92](#) ? Appl.No PCT/US2020/015617 Applicant ARIZONA BOARD OF REGENTS ON BEHALF OF THE UNIVERSITY OF ARIZONA Inventor CHILTON, Floyd H.

Provided herein are [biomarkers](#) for [cancer](#) screening and monitoring. In particular, provided herein are lipid [biomarkers](#) for [cancer](#) diagnosis, prognosis, risk, and response to treatment.




4. [WO/2017/099414](#) METHOD FOR DISCOVERY OF MICRORNA BIOMARKER FOR CANCER DIAGNOSIS, AND USE THEREOF

WO - 15.06.2017

Int.Class [G06F 19/18](#) ? Appl.No PCT/KR2016/013975 Applicant LG ELECTRONICS INC. Inventor LEE, Jaehoon

The present invention relates to a method for discovery of a novel miRNA [biomarker](#) for [cancer](#) diagnosis, a [biomarker](#) for diagnosis of bile duct [cancer](#) or pancreatic cancer which has been discovered through the method for discovery of a [biomarker](#), a method for diagnosing [cancer](#), comprising a step in which cancer is diagnosed when $f(x) > 0$ by substitution of the expression level of the miRNA biomarker, which is detected by the method for discovery of an miRNA [biomarker](#) for [cancer](#) diagnosis, in a sample into a novel SVM classifier function, a kit for diagnosing bile duct [cancer](#) or pancreatic [cancer](#) comprising the [biomarker](#) for diagnosing bile duct [cancer](#) or pancreatic cancer, and a computing device for performing a process of diagnosing cancer when $f(x) > 0$ as a result of a calculation by substitution of the expression level of an miRNA biomarker, which is detected by the method for discovery of an miRNA [biomarker](#) for [cancer](#) diagnosis, into the novel SVM





776 results Offices all Languages all Stemming true Single Family Member false Include NPL false

Relevance 100 All+Image

Download Machine translation

1/8

1. **20180188252** METHODS FOR DIAGNOSIS AND PROGNOSIS OF EPITHELIAL CANCERS

Int.Class [G01N 33/574](#) Appl.No 15675151 Applicant Children's Medical Center Corporation Inventor BRUCE R. ZETTER

The present invention is based on the discovery that three proteins, Cystatin B, Chaperonin 10, and Profilin are present in the urine of patients with bladder cancer, a cancer of epithelial origin. Accordingly, the present invention is directed to methods for prognostic evaluation of cancers of epithelial origin and to methods for facilitating diagnosis of cancers of epithelial origin

US - 05.07.2018




FIG. 1

2. **2020202066** METHODS AND COMPOSITIONS FOR DETECTING PANCREATIC CANCER

Int.Class [G01N 33/574](#) Appl.No 2020202066 Applicant Creatics LLC Inventor

The present invention relates to non-invasive methods for the diagnosis and prognosis of pancreatic cancer. In some embodiments, such methods and compositions relate to particular pancreatic cancer biomarkers and combinations thereof.

AU - 09.04.2020

Sample processing for MS analysis

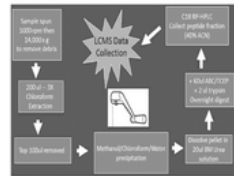



Figure 1

3. **20180282815** COLORECTAL CANCER SCREENING METHOD AND DEVICE

Int.Class [C12Q 1/6886](#) Appl.No 15570507 Applicant GENEOSCOPY, LLC Inventor Erica BARNELL

Provided herein are compositions and methods for diagnosis and treatment of colorectal cancer. Methods and kits for detection of colorectal cancer biomarker genes in a stool sample are provided.

US - 04.10.2018



1. US20180188252 - METHODS FOR DIAGNOSIS AND PROGNOSIS OF EPITHELIAL CANCERS

National Biblio. Data Description Claims Drawings Patent Family Compounds Documents

PermaLink Machine translation

Note: Text based on automatic Optical Character Recognition processes. Please use the PDF version for legal matters

[EN]

Claims

1. A method for facilitating the diagnosis of a patient for a cancer of epithelial origin comprising:
 - a. obtaining a biological sample from the patient; and
 - b. detecting the presence or absence of at least one epithelial cancer biomarker in the biological sample, wherein the presence of at least one epithelial cancer biomarker is indicative of cancer of epithelial origin, and wherein the epithelial cancer biomarker is selected from the group consisting of Cystatin B, Chaperonin 10, and Profilin.
2. A method for diagnosing a cancer of epithelial origin in a patient comprising:
 - a. measuring at least one epithelial cancer biomarker levels present in a biological sample obtained from the patient, a test sample;
 - b. comparing the level of at least one epithelial cancer biomarker in the test sample with the level of epithelial cancer biomarker present in a control sample; wherein a higher level of at least one epithelial cancer biomarker in the test sample as compared to the level of epithelial cancer biomarker in the control sample is indicative of cancer of epithelial origin, and wherein the epithelial cancer biomarker is selected from the group consisting of Cystatin B, Chaperonin 10, and Profilin.
3. The method of claim 1, wherein the cancer of epithelial origin is selected from the group consisting of breast cancer, basal cell carcinoma, adenocarcinoma, gastrointestinal cancer, lip cancer, mouth cancer, esophageal cancer, small bowel cancer, stomach cancer, colon cancer, liver cancer, bladder cancer, pancreas cancer, ovary cancer, cervical cancer, lung cancer, skin cancer, prostate cancer, and renal cell carcinoma.
- 4-6. [canceled]
7. The method of claim 1, wherein the biological sample is urine.
8. The method of claim 1, wherein the presence or absence of at least one epithelial cancer biomarker or Cystatin B is detected using an antibody-based binding moiety which specifically binds to at least one epithelial cancer biomarker or to Cystatin B.
9. The method of claim 2, wherein the level of at least one epithelial cancer biomarker or Cystatin B is measured by measuring the protein level of at least one epithelial cancer biomarker protein or Cystatin B.
10. The method of claim 9, wherein the protein level of epithelial cancer biomarker or level of Cystatin B is measured by a method comprising the steps of:
 - a. contacting the test sample, or preparation thereof, with an antibody-based binding moiety which specifically binds the epithelial cancer biomarker or to

EN_AB:(biomarker NEAR10 cancer)



4,418 results Offices all Languages all Stemming true Single Family Member false Include NPL false



Sort: Relevance ▼ Per page: 100 ▼ View: All+Image ▼

< 1 / 45 >


Download ▼ Machine translation ▼

1. [1020170097956](#) METHOD FOR SCREENING CANCER BIOMARKERS BY USING CAPILLARY WESTERN BLOT ASSAY

KR - 29.08.2017

Int.Class [G01N 33/574](#) ? Appl.No 1020160019700 Applicant EWHA UNIVERSITY - INDUSTRY COLLABORATION FOUNDATION Inventor SHEEN, YHUN YHONG

The present invention relates to a method for screening **cancer biomarkers** or **cancer metastasis biomarkers** using capillary western blot assay. According to the present invention, **cancer biomarkers** or **cancer metastasis biomarkers** can be rapidly and precisely screened. Accordingly, the method can be used for developing **biomarkers** useful for initial diagnosis and clinical stage judgment of **cancer**. COPYRIGHT KIPO 2017



2. [20150072890](#) METHODS AND COMPOSITIONS FOR AIDING IN THE DETECTION OF LUNG CANCER

US - 12.03.2015

Int.Class [C12Q 1/68](#) ? Appl.No 14483503 Applicant William James Inventor William James

A lung **cancer biomarker** panel comprising an microRNA (miRNA) lung **cancer biomarker** and at least one additional lung **cancer biomarker** selected from a tumor protein [TP] lung **cancer biomarker** and/or a autoantibody [AAB] lung **cancer biomarker** is provided herein and methods for screening patients for lung **cancer**. The present lung **cancer biomarker** panel provides an improvement in sensitivity and diagnostic accuracy for lung **cancer** as compared to a lung **cancer biomarker** panel without the miRNA biomarkers.



3. [WO/2020/160108](#) LIPID BIOMARKERS FOR CANCER SCREENING AND MONITORING

WO - 06.08.2020

Int.Class [G01N 33/92](#) ? Appl.No PCT/US2020/015617 Applicant ARIZONA BOARD OF REGENTS ON BEHALF OF THE UNIVERSITY OF ARIZONA Inventor CHILTON, Floyd H.

Provided herein are **biomarkers** for **cancer** screening and monitoring. In particular, provided herein are lipid **biomarkers** for **cancer** diagnosis, prognosis, risk, and response to treatment.




4. [WO/2017/099414](#) METHOD FOR DISCOVERY OF MICRORNA BIOMARKER FOR CANCER DIAGNOSIS, AND USE THEREOF

WO - 15.06.2017

Int.Class [G06F 19/18](#) ? Appl.No PCT/KR2016/013975 Applicant LG ELECTRONICS INC. Inventor LEE, Jaehoon

The present invention relates to a method for discovery of a novel miRNA **biomarker** for **cancer** diagnosis, a **biomarker** for diagnosis of bile duct **cancer** or pancreatic cancer which has been discovered through the method for discovery of a **biomarker**, a method for diagnosing **cancer**, comprising a step in which cancer is diagnosed when $f(x) > 0$ by substitution of the expression level of the miRNA biomarker, which is detected by the method for discovery of an miRNA **biomarker** for **cancer** diagnosis, in a sample into a novel SVM classifier function, a kit for diagnosing bile duct **cancer** or pancreatic **cancer** comprising the **biomarker** for diagnosing bile duct **cancer** or pancreatic cancer, and a computing device for performing a process of diagnosing cancer when $f(x) > 0$ as a result of a calculation by substitution of the expression level of an miRNA biomarker, which is detected by the method for discovery of an miRNA **biomarker** for **cancer** diagnosis, into the novel SVM



SETTINGS

Query Office **Result** Interface Others

Reset Close

Result List Language Query Language Result List View All+Image

Analysis tab open

Analysis type Table

Analysis graph

No of Items/Group 50

Group by *

- Countries
- Offices
- Applicants
- Inventors
- IPC code
- CPC code
- Publication Dates
- Filing Dates
- Kind code

Download Fields

- Application Number
- Application Date
- Publication Number
- Publication Date
- Country Code
- Title
- Abstract
- IPC
- Applicants
- Inventors
- Priority Data
- National Phase Entries
- Image

Offices Applicants Inventors IPC code CPC code Publication Dates Kind code

Offices	Applicants	Inventors	IPC code	CPC code	Publication Dates	Kind code
PCT	922	NOVARTIS AG 73	ZHANG ZHEN 20	C12Q 2,733	c12q 2600/158 1,019	2008 147 A1 1,361
China	730	THE JOHNS HOPKINS UNIVERSITY 70	NAKAMURA YUSUKE 18	A61K 982	g01n 621	2009 179 B2 421
European Patent Office	607	DANA FARBER CANCER INSTITUTE INC 69	DAIGO YATARO 18	C12N 664	a61p 35/00 609	2010 186 B1 402
Canada	427	SOMALOGIC INC 60	GOLD, LARRY 18	C07K 574	c12q 520	2011 249 NPL 361
Republic of Korea	396	JEDDELOH JEFFREY A. 18	A61P 423	c12q 2600/118 472	2012 268	B 162

Tools

The screenshot shows the WIPO Patentscope website interface. At the top, there is a navigation bar with the WIPO IP Portal logo, a menu, and the word 'PATENTSCOPE'. On the right side of the navigation bar, there are links for 'HELP', 'ENGLISH', and 'LOGIN'. Below the navigation bar, there is a secondary navigation bar with links for 'Feedback', 'Search', 'Browse', 'Tools', and 'Settings'. The 'Tools' link is circled in red, and a dropdown menu is open, listing four options: 'WIPO Translate', 'WIPO Pearl', 'IPC Green Inventory', and 'Portal to patent registers'. The 'WIPO Translate' option is highlighted with a red background. Below the navigation bars, the main content area features a 'SIMPLE SEARCH' section. This section includes a paragraph of text about the search capabilities of PATENTSCOPE, a search input field with a dropdown menu for selecting the search field (currently set to 'Front Page'), and a search button. The URL in the browser's address bar is 'https://patentscope.wipo.int/search/en/search.jsf'.

WIPO IP PORTAL MENU PATENTSCOPE HELP ENGLISH LOGIN WIPO

Feedback Search Browse Tools Settings

SIMPLE SEARCH

Using PATENTSCOPE you can search 104 million patent documents including 4.3 million published international patent applications (PCT). [Detailed coverage in PCT publication 22/2022](#) (02.06.2022) is now available [here](#). The next PCT publication 23/2022 is scheduled for 09.06.2022. [More](#)

Check out the [new PATENTSCOPE features](#): CPC, NPL, Families ...

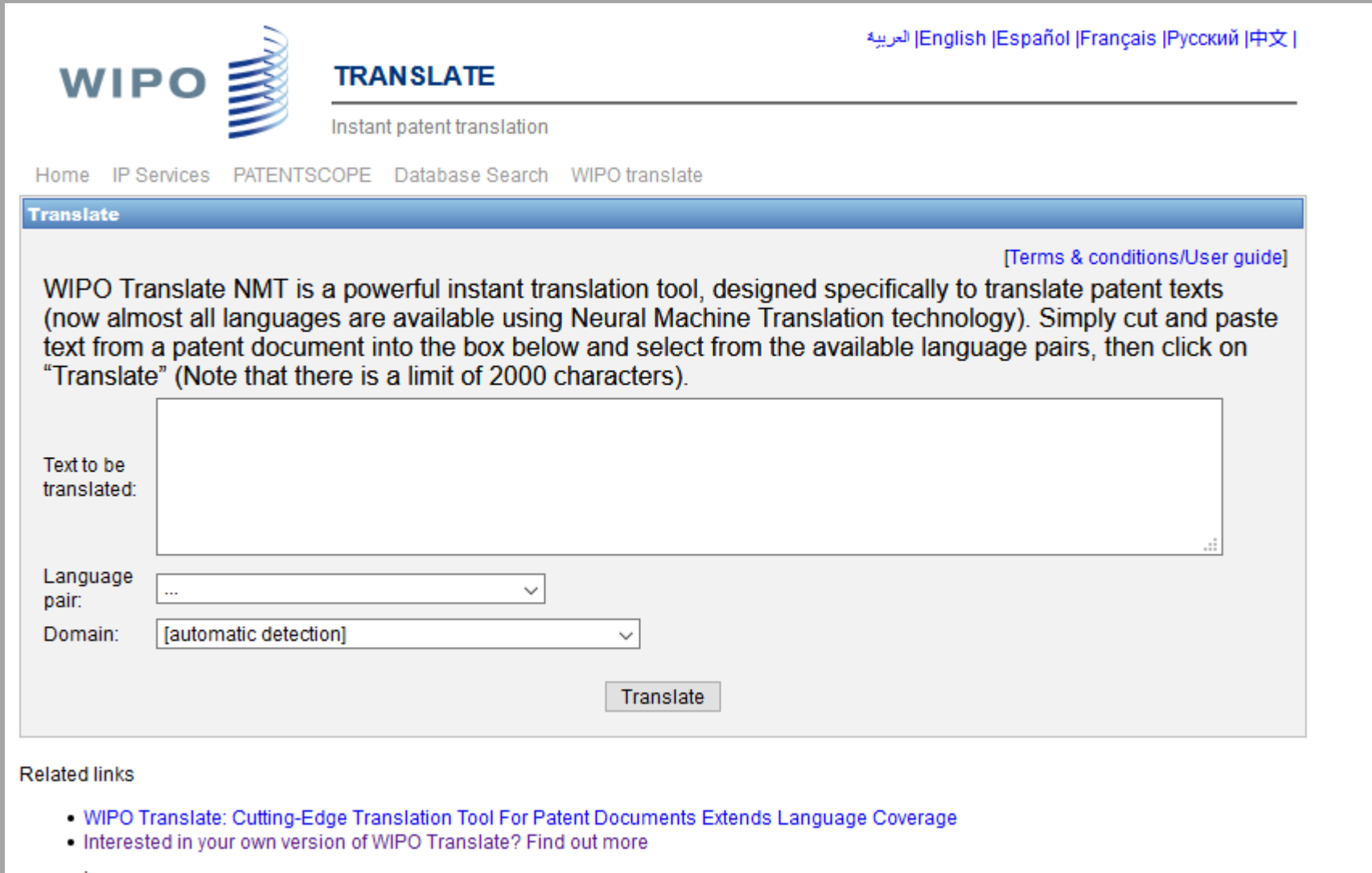
[Search Facility to Support COVID-19 Innovation Efforts](#)

Field
Front Page


Search terms...

Query Examples

WIPO Translate



The screenshot shows the WIPO Translate website interface. At the top left is the WIPO logo, a stylized globe with blue and white horizontal lines. To its right is the word "TRANSLATE" in bold blue letters, with "Instant patent translation" underneath. In the top right corner, there are language options: العربية | English | Español | Français | Русский | 中文. Below the header is a navigation menu with links: Home, IP Services, PATENTSCOPE, Database Search, and WIPO translate. A blue bar with the word "Translate" is below the navigation. To the right of this bar is a link: [Terms & conditions/User guide]. The main content area contains a paragraph: "WIPO Translate NMT is a powerful instant translation tool, designed specifically to translate patent texts (now almost all languages are available using Neural Machine Translation technology). Simply cut and paste text from a patent document into the box below and select from the available language pairs, then click on 'Translate' (Note that there is a limit of 2000 characters)." Below this text is a large empty text box for input. To the left of the text box is the label "Text to be translated:". Below the text box are two dropdown menus: "Language pair:" with a "..." option, and "Domain:" with "[automatic detection]" as the selected option. A "Translate" button is centered below the dropdowns. At the bottom left, there is a "Related links" section with two bullet points: "WIPO Translate: Cutting-Edge Translation Tool For Patent Documents Extends Language Coverage" and "Interested in your own version of WIPO Translate? Find out more".

WIPO  **TRANSLATE**
Instant patent translation

العربية | English | Español | Français | Русский | 中文

Home IP Services PATENTSCOPE Database Search WIPO translate

Translate [\[Terms & conditions/User guide\]](#)

WIPO Translate NMT is a powerful instant translation tool, designed specifically to translate patent texts (now almost all languages are available using Neural Machine Translation technology). Simply cut and paste text from a patent document into the box below and select from the available language pairs, then click on "Translate" (Note that there is a limit of 2000 characters).

Text to be translated:

Language pair: ...

Domain: [automatic detection]

Translate

Related links

- [WIPO Translate: Cutting-Edge Translation Tool For Patent Documents Extends Language Coverage](#)
- [Interested in your own version of WIPO Translate? Find out more](#)

WIPO Translate NMT is a powerful instant translation tool, designed specifically to translate patent texts (now almost all languages are available using Neural Machine Translation technology). Simply cut and paste text from a patent document into the box below and select from the available language pairs, then click on "Translate" (Note that there is a limit of 2000 characters).

Text to be translated:

固的右干上挂杆，大环的内侧均安装有悬挂表面，限位垫的一端安装有弹簧，上固定杆的一端设置有第一卡杆，下固定杆的一端设置有第二卡杆，该线束KIT车，第一卡杆和第二卡杆卡紧，并将挂环固定在悬挂杆整体内部，而悬挂杆设置在夹环的两侧进而使得布线人员能够在车体两侧进行组装工作，减少布线人员的走动，从而提高工作效率，安装板和凹槽为垂直状态，安装板卡在凹槽表面，线束能够从钩槽处取出，安装板与凹槽平行状态时，安装板卡入凹槽内部，使得钩槽卡在凹槽内，能够将线束固定在挂钩内，便于对线束的取拿与放置。

Language pair:

Chinese->English (Neural MT) ▾

Domain:

AUTO-Automotive & Road Vehicle Engineering ▾

Translate

This automatic translation is provided for information only, it may contain discrepancies or mistakes and does not have any juridical value.

- Please hover your mouse over parallel segments of text
- Click to view other proposals
- Select words or phrases on the left to access other translation proposals

本实用新型涉及机械技术领域，尤其为一种线束 kit 车，包括车体，安装在车体底部的脚轮以及安装在车体外表面的若干个挂杆，夹环的两侧均安装有悬挂装置，限位垫的一端安装有弹簧，上固定杆的一端设置有第一卡杆，下固定杆的一端设置有第二卡杆，该线束 kit 车，第一卡杆和第二卡杆卡紧，并将挂环固定在悬挂杆整体内部，而悬挂杆设置在夹环的两侧进而使得布线人员能够在车体两侧进行组装工作，减少布线人员的走动，从而提高工作效率，安装板和凹槽为垂直状态，安装板卡在凹槽表面，线束能够从钩槽处取出，安装板与凹槽平行状态时，安装板卡入凹槽内部，使得钩槽卡在凹槽内，能够将线束固定在挂钩内，便于对线束的取拿与放置。

the invention relates to the technical field of machinery, in particular to a wire harness kit vehicle which comprises a vehicle body, a foot wheel installed at the bottom of the car body, and a plurality of hanging rods arranged on the outer surface of the car body; the two sides of the clamping ring are respectively provided with a suspension device, a spring is arranged at one end of the limiting pad, a first clamping rod is arranged at one end of the upper fixing rod, and a second clamping rod is arranged at one end of the lower fixing rod, the wire harness kit vehicle, the first clamping rod and the second clamping rod are clamped, and the hanging ring is fixed in the whole suspension rod, and the suspension rods are arranged on the two sides of the clamp ring, so that the wiring personnel can assemble and work on the two sides of the vehicle body, the walking of wiring personnel is reduced, so that the working efficiency is improved, the mounting plate and the groove are in a vertical state, and the mounting plate is clamped on the surface of the groove, the wire harness can be taken out from the hook groove, and when the mounting plate is parallel to the groove, the mounting plate is clamped into the groove, so that the hook groove is clamped in the groove, the wire harness can be fixed in the hook, and the wire harness can be taken and placed conveniently.

Edit translation

本实用新型涉及机械技术领域，尤其为一种线束 kit 车，包括车体，安装在车体底部的脚轮以及安装在车体外表面的若干个挂杆，夹环的两侧均安装有悬挂装置，限位垫的一端安装有弹簧，上固定杆的一端设置有第一卡杆，下固定杆的一端设置有第二卡杆，该线束 kit 车，第一卡杆和第二卡杆卡紧，并将挂环固定在悬挂杆整体内部，而悬挂杆设置在夹环的两侧进而使得布线人员能够在车体两侧进行组装工作，减少布线人员的走动，从而提高工作效率，安装板和凹槽为垂直状态，安装板卡在凹槽表面，线束能够从钩槽处取出，安装板与凹槽平行状态时，安装板卡入凹槽内部，使得钩槽卡在凹槽内，能够将线束固定在挂钩内，便于对线束的取拿与放置。

Edit translation

ated links

- [WIPO Translate: Cutting-Edge Translation Tool For Patent Documents](#)
- [Interested in your own version of WIPO Translate? Find out more](#)

the invention relates to the technical field of machinery, in particular to a wire harness kit vehicle which comprises a vehicle body, a foot wheel installed at the bottom of the car body, and a plurality of hanging rods arranged on the outer surface of the car body; the two sides of the clamping ring are respectively provided with a suspension device, a spring is arranged at one end of the limiting pad, a first clamping rod is arranged at one end of the upper fixing rod, and a second clamping rod is arranged at one end of the lower fixing rod, the wire harness kit vehicle, the first clamping rod and the second clamping rod are clamped, and the hanging ring is fixed in the whole suspension rod, and the suspension rods are arranged on the two sides of the clamp ring, so that the wiring personnel can assemble and work on the two sides of the vehicle body., the walking of wiring personnel is reduced, so that the working efficiency is improved, the mounting plate and the groove are in a vertical state, and the mounting plate is clamped on the surface of the groove, the wire harness can be taken out from the

Choose among proposals, or edit the text

the walking of wiring personnel is reduced, so that the working efficiency is improved, the mounting plate and the groove are in a vertical

Ok

the walking of wiring personnel is reduced, so that the working efficiency is improved, the mounting plate and the groove are in a vertical state, and the mounting plate is clamped on the surface of the groove

the walking of wiring personnel is reduced, and therefore the working efficiency is improved; the mounting plate and the groove are in a vertical state, and the mounting plate is clamped on the surface of the groove

the walking of wiring personnel is reduced, so that the working efficiency is improved, the mounting plate and the groove are in the vertical state, and the mounting plate is clamped on the surface of the groove

the walking of wiring personnel is reduced, the working efficiency is improved, the mounting plate and the groove are in a vertical state, and the mounting plate is clamped on the surface of the groove

the walking of wiring personnel is reduced, and therefore the working efficiency is improved; the mounting plate and the groove are in the vertical state, and the mounting plate is clamped on the surface of the groove

and therefore the working efficiency is improved; the mounting plate and the groove are in a vertical state, and the mounting plate is clamped on the surface of the groove

and the walking of wiring personnel is reduced, so that the working efficiency is improved, the mounting plate and the groove are in a vertical state, and the mounting plate is clamped on the surface of the groove

WIPO Pearl

← → ↻ 🏠 <https://patentscope.wipo.int/search/en/search.jsf> ☆ 🔒 ⬇️ 📄 ☰

WIPO IP PORTAL MENU PATENTSCOPE HELP 🌐 ENGLISH LOGIN WIPO

Feedback Search ▾ Browse ▾ Tools ▾ Settings

SIMPLE SEARCH

Using PATENTSCOPE you can search 104 million patent documents including 4.3 million published international patent applications (PCT). [Detailed coverage info](#)
PCT publication 22/2022 [02.06.2022] is now available [here](#). The next PCT publication 23/2022 is scheduled for 09.06.2022. [More](#)
Check out the [new PATENTSCOPE features](#): CPC, NPL, Families ...
[Search Facility to Support COVID-19 Innovation Efforts](#)

Field
Front Page ▾ Search terms...

WIPO Translate
WIPO Pearl
IPC Green Inventory
Portal to patent registers 🔍

Query Examples

[Search options](#) | [Reset](#)2 HITS for dishwasher [Filters](#)Source language [All](#)Target language [All](#)Subject field [All](#)▶ Terms [dishwasher](#) (HOME), [automatic dishwasher detergent](#) (CHEM)...**HOME / DOMESTIC APPLIANCES & UTENSILS** [Show full record](#)

▶	AR › عسالة الأطباق	Reliability 3 / 4	...
▶	DE › Geschirrspüler	Reliability 3 / 4	...
▶	› Geschirrspülmaschine	Reliability 3 / 4	...
▶	EN › dishwasher	Reliability 3 / 4	...
▶	ES › lavaplatos	Reliability 3 / 4	...
▶	› lavavajillas	Reliability 3 / 4	...
▶	FR › lave-vaisselle	Reliability 3 / 4	...

IPC Green Inventory

The screenshot shows the WIPO Patentscope website interface. At the top, there is a navigation bar with 'WIPO IP PORTAL', 'MENU', 'PATENTSCOPE', 'HELP', 'ENGLISH', and 'LOGIN'. Below this, a secondary navigation bar contains 'Feedback', 'Search', 'Browse', 'Tools', and 'Settings'. The 'Tools' menu is currently open, displaying a list of options: 'WIPO Translate', 'WIPO Pearl', 'IPC Green Inventory' (highlighted in red), and 'Portal to patent registers'. The main content area is titled 'SIMPLE SEARCH' and contains introductory text about the search capabilities, including a mention of 104 million patent documents and a link to 'Detailed coverage information'. Below the text is a search input field with a dropdown menu set to 'Field' and 'Front Page', and a search button.

WIPO IP PORTAL MENU PATENTSCOPE HELP ENGLISH LOGIN WIPO

Feedback Search Browse Tools Settings

SIMPLE SEARCH

Using PATENTSCOPE you can search 104 million patent documents including 4.3 million published international patent applications (PCT). [Detailed coverage information](#)
PCT publication 22/2022 (02.06.2022) is now available [here](#). The next PCT publication 23/2022 is scheduled for 09.06.2022. [More](#)
Check out the [new PATENTSCOPE features](#): CPC, NPL, Families ...
[Search Facility to Support COVID-19 Innovation Efforts](#)

Field Front Page Search terms...

WIPO Translate
WIPO Pearl
IPC Green Inventory
Portal to patent registers

IPC GREEN INVENTORY

The "IPC Green Inventory", developed by the [IPC Committee of Experts](#), facilitates searches for patent information relating to Environmentally Sound Technologies (ESTs), as listed by the [United Nations Framework Convention on Climate Change \(UNFCCC\)](#). ESTs are currently scattered widely across the IPC in numerous technical fields. The Inventory attempts to collect them in one place.

For more information about how to use the IPC Green Inventory please click [here](#).

The Inventory does not purport to be fully exhaustive in its coverage

TOPIC

IPC

PATENTSCOPE

▶ ALTERNATIVE ENERGY PRODUCTION

▶ TRANSPORTATION

▶ ENERGY CONSERVATION

▶ WASTE MANAGEMENT

▶ AGRICULTURE / FORESTRY

▶ ADMINISTRATIVE, REGULATORY OR DESIGN ASPECTS

▶ NUCLEAR POWER GENERATION

IPC GREEN INVENTORY

The "IPC Green Inventory", developed by the [IPC Committee of Experts](#), facilitates searches for patent information relating to Environmentally Sound Technologies (ESTs), as listed by the [United Nations Framework Convention on Climate Change \(UNFCCC\)](#). ESTs are currently scattered widely across the IPC in numerous technical fields. The Inventory attempts to collect them in one place.

For more information about how to use the IPC Green Inventory please click [here](#).

The Inventory does not purport to be fully exhaustive in its coverage

TOPIC	IPC	PATENTSCOPE
▶ ALTERNATIVE ENERGY PRODUCTION		
▼ TRANSPORTATION		
▶ VEHICLES IN GENERAL		
▶ VEHICLES OTHER THAN RAIL VEHICLES		
▶ RAIL VEHICLES	B61	B61
▶ MARINE VESSEL PROPULSION		
▶ COSMONAUTIC VEHICLES USING SOLAR ENERGY	B64G 1/44	B64G 1/44
▶ ENERGY CONSERVATION		
▶ WASTE MANAGEMENT		
▶ AGRICULTURE / FORESTRY		
▶ ADMINISTRATIVE, REGULATORY OR DESIGN ASPECTS		
▶ NUCLEAR POWER GENERATION		

Account

SIMPLE SEARCH

Using PATENTSCOPE you can search 104 million patent documents including 4.3 million published international patent applications (PCT). [Detailed coverage information](#)

PCT publication 22/2022 [02.06.2022] is now available [here](#). The next PCT publication 23/2022 is scheduled for 09.06.2022. [More](#)

Check out the [new PATENTSCOPE features](#): CPC, NPL, Families ...

[Search Facility to Support COVID-19 Innovation Efforts](#)

Field	▼	Search terms...	🔍
Front Page			
			Query Examples

Benefits of account: RSDAW

- **RSS**
- **Save**
- **Download**
- **Access**
- **Wildcards & Watched applications**

HELP

SANDRINE AMMANN



Bro

MY WIPO ACCOUNT



ENGLISH



SESSION QUERIES

SAVED QUERIES
















MARKUSH BATCHES

WATCHED APPLICATIONS

LOGOUT

SAVED QUERIES

These are all queries saved in your PATENTSCOPE profile.
They are available every time you log in!

Name	Search for	Offices	Sort by	Stem	Single Family Member	Page	Size	Private	
Electric car	FP:(EN_TI:"electric car")	All	Relevance	<input type="checkbox"/>	<input type="checkbox"/>	1	10	<input checked="" type="checkbox"/>	  
Wind turbine	EN_AB:"wind turbine"	All	Relevance	<input type="checkbox"/>	<input type="checkbox"/>	1	10	<input checked="" type="checkbox"/>	  
Magnetic chip	EN_AB:"magnetic chip"	All	Relevance	<input type="checkbox"/>	<input type="checkbox"/>	1	10	<input checked="" type="checkbox"/>	  
test		All	Relevance	<input type="checkbox"/>	<input type="checkbox"/>	1	10	<input checked="" type="checkbox"/>	  
human space flight	EN_ALL:"human space flight" OR "manned space flight" OR "crewed space flight" OR "human spaceflight" OR "manned spaceflight" OR "crewed spaceflight" OR FP:(((EN_TI:("space flight human"~21 OR "space flying human"~21 OR "space aerial human"~21 OR "space aircraft human"~21 OR "space airborne human"~21 OR "space aircrew human"~21 OR "spatial flight human"~21 OR "spatial flying human"~21 OR "spatial aerial human"~21 OR "spatial aircraft human"~21 OR "spatial airborne human"~21 OR "spatial aircrew human"~21 OR "shuttle flight human"~21 OR "shuttle flying human"~21 OR EN_AB:("space flight human"~21 OR "space flying human"~21 OR "space aerial human"~21 OR "space aircraft human"~21 OR "space airborne human"~21 OR "space aircrew human"~21 OR "spatial flight human"~21 OR "spatial flying human"~21 OR "spatial aerial human"~21 OR "spatial aircraft human"~21 OR "spatial airborne human"~21 OR "spatial aircrew human"~21 OR "shuttle flight human"~21 OR "shuttle flying human"~21) OR EN_CL:("space flight human"~21 OR "space flying human"~21 OR "space aerial human"~21 OR "space aircraft human"~21 OR "space airborne human"~21 OR "space aircrew human"~21 OR "spatial flight human"~21 OR "spatial flying human"~21 OR "spatial aerial human"~21 OR "spatial aircraft human"~21 OR "spatial airborne human"~21 OR "spatial aircrew human"~21 OR "shuttle flight human"~21 OR "shuttle flying	All	Relevance	<input type="checkbox"/>	<input type="checkbox"/>	1	10	<input checked="" type="checkbox"/>	  

SIMPLE SEARCH

Using PATENTSCOPE you can search 104 million patent documents including 4.3 million published international patent applications (PCT). [Detailed coverage information](#)
PCT publication 22/2022 [02.06.2022] is now available [here](#). The next PCT publication 23/2022 is scheduled for 09.06.2022. [More](#)
Check out the [new PATENTSCOPE features](#): CPC, NPL, Families ...
[Search Facility to Support COVID-19 Innovation Efforts](#)

Field Front Page Search terms... Query Examples

SETTINGS

Reset Close Save

Query Office Result Download Interface Others

Settings form with checkboxes for: Tooltip Help, IPC Tooltip Help, Advanced Search Instant Help, Show Google Translate, Result and detail side by side, Multiple Windows Interface, Default Search Form, Field Combination.

CHEMICAL COMPOUNDS SEARCH ▼

[Convert structure](#)

[Upload structure](#)

[Structure editor](#)

[Found compounds](#)

[Found Markush Formulas](#)

Search type

Compound name ▼

|Type an accepted name, commercial name, CAS name, IUPAC name

Search for scaffold

Include enumerated Markush structures

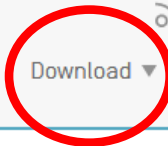
Offices

All ▼

Reset

Show in editor

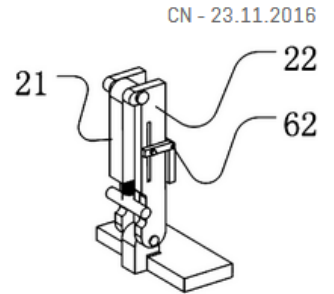
Exact Structure Search



1. 106143720 BALANCE CAR

Int.Class B62K 3/00 Appl.No 102016000525593 Applicant SHANG YANYAN Inventor SHANG YANYAN

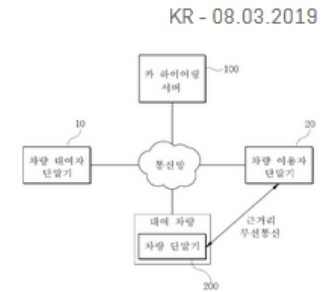
The invention discloses a balance car. The balance car comprises a balance car body and a car rod arranged on the balance car body. The car rod comprises a car rod operating part and a car rod steering part. The car rod steering part is connected with the balance car body. The length of the car rod operating part is smaller than that of the car rod steering part. The car rod operating part and the car rod steering part are connected through rotary shafts. When the balance car is folded, the car rod operating part rotates to get close to and be attached to the car rod steering part. Due to the fact that the length of the car rod operating part is smaller than that of the car rod steering part, the control effect applied by the car rod on the balance car for use cannot be affected after the balance car is folded, the car rod of the balance car can still be normally used after being folded, a user can operate and control the car rod steering part through the legs, the height of the balance car is reduced after the car rod is folded, and the user can normally use the balance car in places with the limitation to the space height or on the occasions where the balance car can be used only by being temporarily folded slightly.



2. 1020190024240 CAR HIRING SERVICE SYSTEM INCLUDING SECURITY FUNCTION

Int.Class G06Q 30/06 Appl.No 1020170111032 Applicant 동국대학교 산학협력단 Inventor KIM, WOONG SUP

The present invention relates to a car hiring service system including a security function. According to a car hiring service, which allows car hiring between a car lender and a user by lending a car registered by the car lender to a car user who needs a car through a car hiring server after cost payment, a car terminal for sensing whether a car drives, communicating with the car hiring server, and connected to a car user terminal through a short distance wireless communication using a beacon to perform user authentication, is provided in a rental car of the car lender. Therefore, when the authenticated car user uses the rental car of the car lender, the driving of a corresponding car is checked through the car terminal, and also, connection of the short distance wireless communication with the car user terminal is periodically sensed to transmit a warning message to the car lender and the authenticated car user terminal when the short distance communication is not connected with the car user terminal in a car driving state other than a car parking/ stopping state, thereby effectively preventing car theft or loss, or illegal use of a car by a unauthorized user to improve the security. COPYRIGHT KIPO 2019

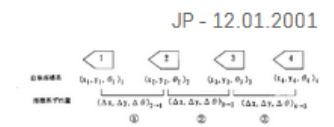


3. 2001006100 AUTOMATIC FOLLOWING TRAVELING SYSTEM

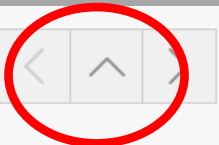
Int.Class G08G 1/16 Appl.No 1999177530 Applicant HONDA MOTOR CO LTD Inventor TAMURA KAZUYA

PROBLEM TO BE SOLVED: To reduce the calculating processing load of each vehicle and to reduce communication buffer capacity.

SOLUTION: A following car is provided with a preceding car position detecting means C for detecting the position information of a preceding car on a present car coordinate system, a preceding car coordinate system present car position correcting means D for correcting the present car position information from the present car coordinate system to a preceding car coordinate system on the basis of the position information of the preceding car on the present car coordinate system, present car position information on the present car coordinate system and preceding car position information I1 on the preceding car coordinate system transmitted by inter-car communication, a leading car coordinate system present car position correcting means E for correcting the present car position information corrected to the preceding car coordinate system to a leading car coordinate system and a vehicle control means F for traveling the present car while following the leading car on the basis of the result corrected by the leading car coordinate




1. WO2017107165 - MULTI-LEVEL OVEN




PCT Biblio. Data Full Text Drawings ISR/WOSA/A17[2][a] National Phase Notices Documents

PermaLink






International Application Status			
Date	Title	View	Download
20.09.2021	International Application Status Report	HTML , PDF , XML	PDF , XML

Published International Application			
Date	Title	View	Download 
29.06.2017	Initial Publication with ISR[(A1 26/2017)]	PDF (25p.)	PDF (25p.) , ZIP(XML + TIFFs) , FullText <input type="checkbox"/>

Search and Examination-Related Documents			
Date	Title	View	Download 
26.06.2018	[IB/373] International Preliminary Report on Patentability Chapter I	PDF (4p.)	PDF (4p.) , ZIP(XML + TIFFs) <input type="checkbox"/>
30.04.2018	English Translation of the Written Opinion of the International Searching Authority	PDF (5p.)	PDF (5p.) , ZIP(XML + TIFFs) <input type="checkbox"/>
29.06.2017	[ISA/210] International Search Report	PDF (5p.)	PDF (5p.) , ZIP(XML + TIFFs) , FullText <input type="checkbox"/>
29.06.2017	Translation of the ISR	PDF (3p.)	PDF (3p.) , ZIP(XML + TIFFs) <input type="checkbox"/>
29.06.2017	[ISA/237] Written Opinion of the International Searching Authority	PDF (3p.)	PDF (3p.) , ZIP(XML + TIFFs) , FullText <input type="checkbox"/>

DOCUMENTS DOWNLOAD

You currently have 5 documents, totaling 36 pages, selected for download.

Application ↕	Date ↕	Title ↕	Filename ↕	Pages ↕	Remove
W02021098647	27.05.2021	Translation of the ISR	W02021098647-ETISR-20210527-2841.pdf	3	
W02021098647	27.05.2021	[ISA/237] Written Opinion of the International Searching Authority	W02021098647-WOSA-20210527-0870.pdf	3	
W02017124775	24.07.2018	[IB/373] International Preliminary Report on Patentability Chapter I	W02017124775-IPRP1-20180724-9715.pdf	5	
W02017124775	27.07.2017	[ISA/210] International Search Report	W02017124775-ISR-20170727-6934.pdf	4	
W02011120124	06.10.2011	Initial Publication with ISR	W02011120124-PAMPH-20111006-2279.pdf	21	

[Reset](#)[Download](#)

HELP

SANDRINE AMMANN



Bro

MY WIPO ACCOUNT



ENGLISH



SESSION QUERIES

SAVED QUERIES

MARKUSH BATCHES

WATCHED APPLICATIONS

LOGOUT

FRANÇAIS

DEUTSCH

ESPAÑOL

PORTUGUÊS

РУССКИЙ

日本語

中文



한국어

عربي

Help menu

The image shows a screenshot of the WIPO website's help menu. The top navigation bar is black with white text. On the left, it says 'HELP'. In the center, it says 'SANDRINE AMMANN'. On the right, there are icons for a notification bell and a shopping cart. The far right of the bar says 'WIPO'. Below the navigation bar, there is a white dropdown menu. The menu items are: 'CONTACT US', 'FAQs', 'FORUM', 'PATENTSCOPE HELP' (circled in red), 'TERMS OF USE', and 'PRIVACY POLICY'. To the left of the dropdown menu, there are links for 'Feedback', 'Goto', and 'Search'. Below the dropdown menu, there is a search bar with a magnifying glass icon on the right.

Feedback Goto Search

HELP SANDRINE AMMANN   WIPO

CONTACT US

FAQs

FORUM


PATENTSCOPE HELP

TERMS OF USE

PRIVACY POLICY

tent applications [PCT]. [Detailed coverage information](#)

06.2022. [More](#)



HELP

HOW TO SEARCH

- [User's Guide](#)
- [Query Syntax](#)
- [Fields Definition](#)
- [IPC/CPC classification fields](#)
- [Wildcard vs Stemming](#)
- [Tutorials](#)
- [Tips And Tricks](#)
- [Webinars](#)

PATENTSCOPE NEWS

- [New RSS feed in PATENTSCOPE](#) [May 19, 2022]
- [National Collection of Austria Now Available in PATENTSCOPE](#) [May 2, 2022]
- [Wildcards and fields in PATENTSCOPE](#) [Mar 31, 2022]
- [Milestone celebration: over 100 million patent documents in PATENTSCOPE](#) [Jan 12, 2022]
- [Search in PATENTSCOPE and access other services using the WIPO IP Portal widgets](#) [Dec 6, 2021]

LATEST NEWSLETTER

DATA COVERAGE

- [PCT applications](#)
- [PCT national phase entry](#)
- [National collections](#)
- [Global Dossier public](#)
- [Chemical documents](#)
- [Standard ST37 Authority Definition File](#)

NATIONAL COLLECTIONS - DATA COVERAGE

[Offices for which PCT national phase information is available](#)

Updated: March 14, 2023

Country	Latest Biblio	Update Frequency	Biblio Data	Abstract	Chemical Data	Chemical indexed	Doc images	OCR [full-text] Indexed	Nb records
PCT	14.03.2023	Daily	19.10.1978 - 09.03.2023	24.01.1980 - 09.03.2023	11.01.1979 - 09.03.2023	933,689	4,543,536	Total: 4,540,491 Arabic: 223 German: 432,086 English: 2,527,387 Spanish: 30,252 French: 145,862 Japanese: 763,060 Korean: 160,427 Portuguese: 6,250 Russian: 22,719 Chinese: 452,225	4,543,536
African Regional Intellectual Property Organization (ARIPO)			03.07.1985 - 28.07.2008	03.07.1985 - 28.07.2008			1,676	Total: 1,671 English: 1,671	1,868
Argentina	09.02.2023	Monthly	11.02.1965 -	31.10.1990 -			9,741	Total: 8,906	174,396

PCT: 4,543,536

Offices: 104,765,692

Overall: 109,309,228

HOW TO SEARCH

- [User's Guide](#)
- [Query Syntax](#)
- [Fields Definition](#)
- [IPC/CPC classification fields](#)
- [Wildcard vs Stemming](#)
- [Tutorials](#)
- [Tips And Tricks](#)
- [Webinars](#)

TIPS AND TRICKS

Date ▾	Title ⇅	
07.03.2023	patent families inclusion criterias	Special features/tools
21.02.2023	patent families info	Special features/tools
07.02.2023	How to group results by families	Special features/tools
24.01.2023	wildcards	Search
10.01.2023	fuzzy search	Search
29.11.2022	Authority File	Miscellaneous
27.09.2022	Save chemical structure	Special features/tools
20.09.2022	Help	What's new
12.09.2022	new NPL	What's new
28.06.2022	Field Combiation	Search
21.06.2022	AI Index	Miscellaneous
14.06.2022	one searches	Search

TIPS AND TRICKS

Date ▾

21.09.2021

TIPS AND TRICKS

Close

WIPO PATENTSCOPE MENU PATENTSCOPE Covid-19 Update X HELP ENGLISH LOGIN WIPO

Feedback Search ▾ Browse ▾ Tools ▾ Settings

SIMPLE SEARCH

Using PATENTSCOPE you can search 97 million patent documents including 4.1 million published international patent applications (PCT). [Detailed coverage information](#)
PCT publication 30/2021 (29.07.2021) is now available here. The next PCT publication 31/2021 is scheduled for 05.08.2021. [More](#)
Check out the [new PATENTSCOPE features](#): CPC, NPL, Families ...
[Search Facility to Support COVID-19 Innovation Efforts](#)

Field
Front Page ▾ Search terms... 🔍

Query Examples

Watch in Picture-in-Picture

Did you know that you could give one or more terms more weight in your searches in PATENTSCOPE?

0:03 / 0:56

How to contact us?

- Chat
- Feedback
- Forum
- Contact us in help menu
- patentscope@wipo.int



Chat

Feedback

Goto

Search

CONTACT US

FAQs

FORUM

PATENTSCOPE HELP

TERMS OF USE

PRIVACY POLICY

SIMPLE SEARCH

Using PATENTSCOPE you can search 104 million patent documents including 4.3 million published international patent applications (PCT). [Detailed coverage information](#)

PCT publication 22/2022 [02.06.2022] is now available [here](#). The next PCT publication 23/2022 is scheduled for 09.06.2022. [More](#)

Check out the [new PATENTSCOPE features](#): CPC, NPL, Families ...

[Search Facility to Support COVID-19 Innovation Efforts](#)

Field

Front Page



Search terms...



Query Examples

Offices

All



Future/past webinars:

PATENTSCOPE Webinars

WIPO offers free online seminars (webinars) to deliver information, training and updates on the [PATENTSCOPE Search System](#). If you or your organization are interested in a webinar on a specific topic, please [contact us](#).

wipo.int/patentscope/en/webinar

Register for upcoming webinars

[PATENTSCOPE for beginners](#)

March 14, 2023 (English) 17:30 - 18:30 Geneva time

[Online registration](#)

[PATENTSCOPE for beginners](#)

March 16, 2023 (English) 08:30 - 09:30 Geneva time

[Online registration](#)

[PATENTSCOPE for experts](#)

April 25, 2023 (English) 17:30 - 18:30 Geneva time

[Online registration](#)

[PATENTSCOPE for experts](#)

April 27, 2023 (English) 08:30 - 09:30 Geneva time

[Online registration](#)

[All PATENTSCOPE webinars](#)





patentscope@wipo.int