



# PCT Statistics

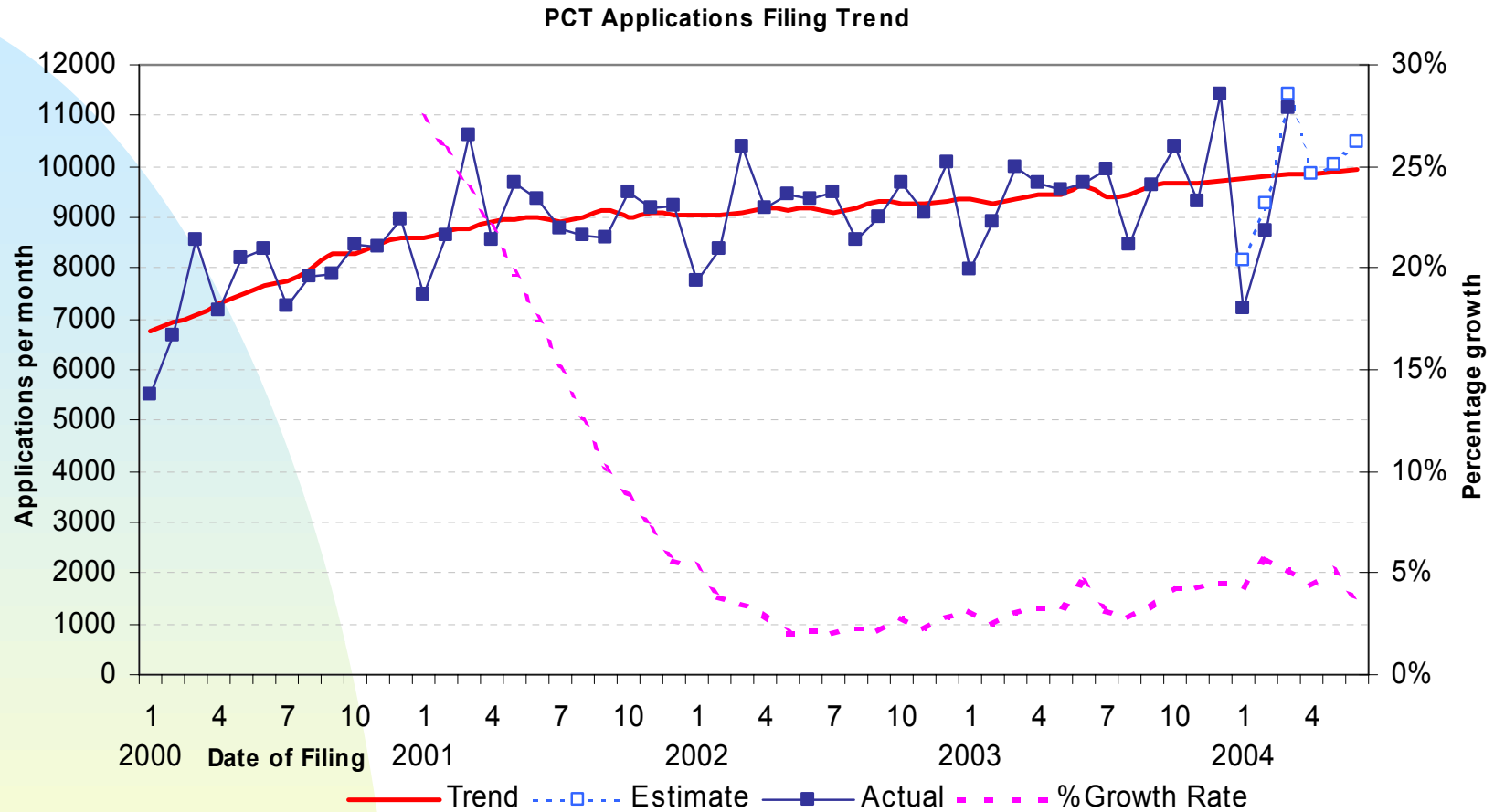
---

Meeting of International Authorities under  
the PCT

September 13-15, 2004

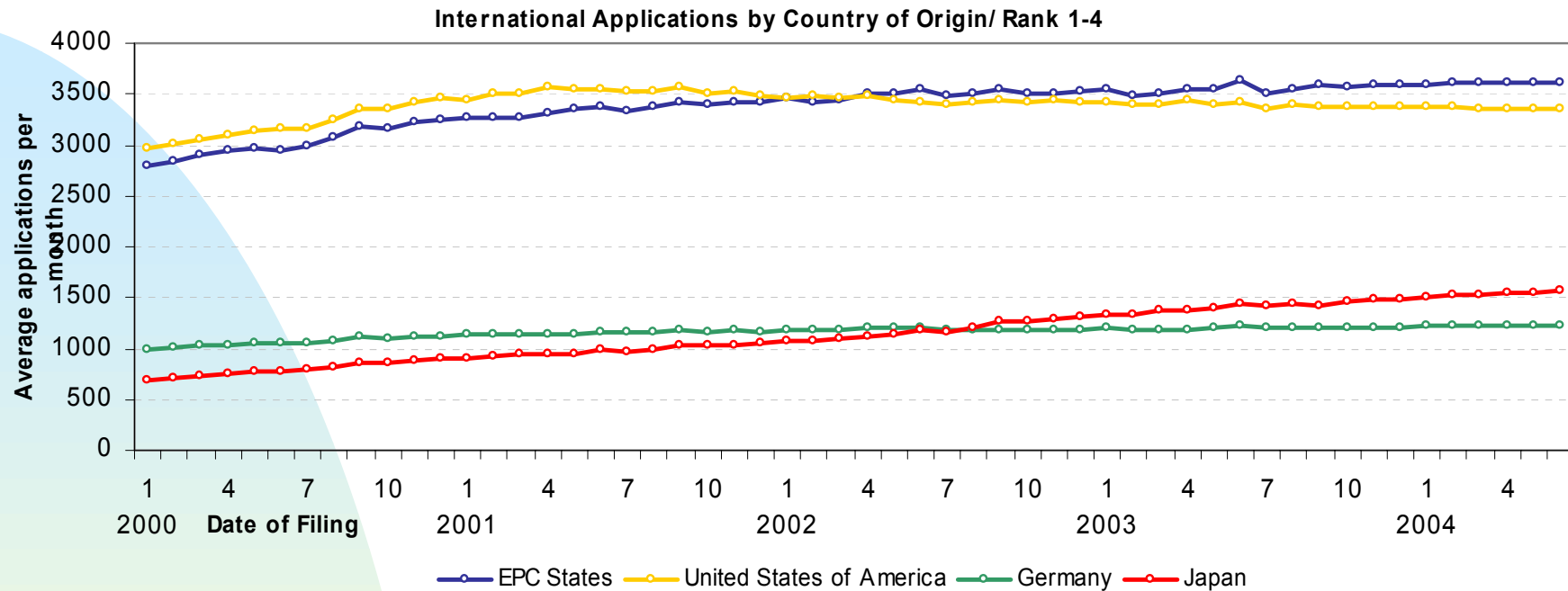
presentation by William Meredith,  
Section Head, PCT Functional Support Section

# PCT Filing Trends



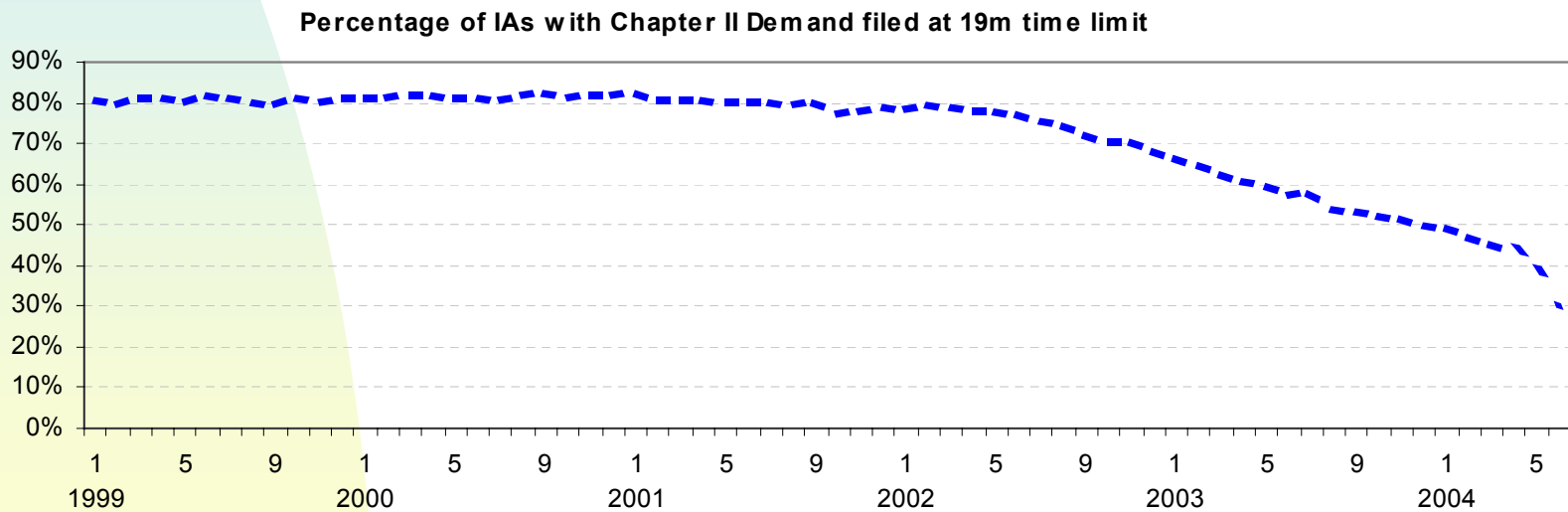
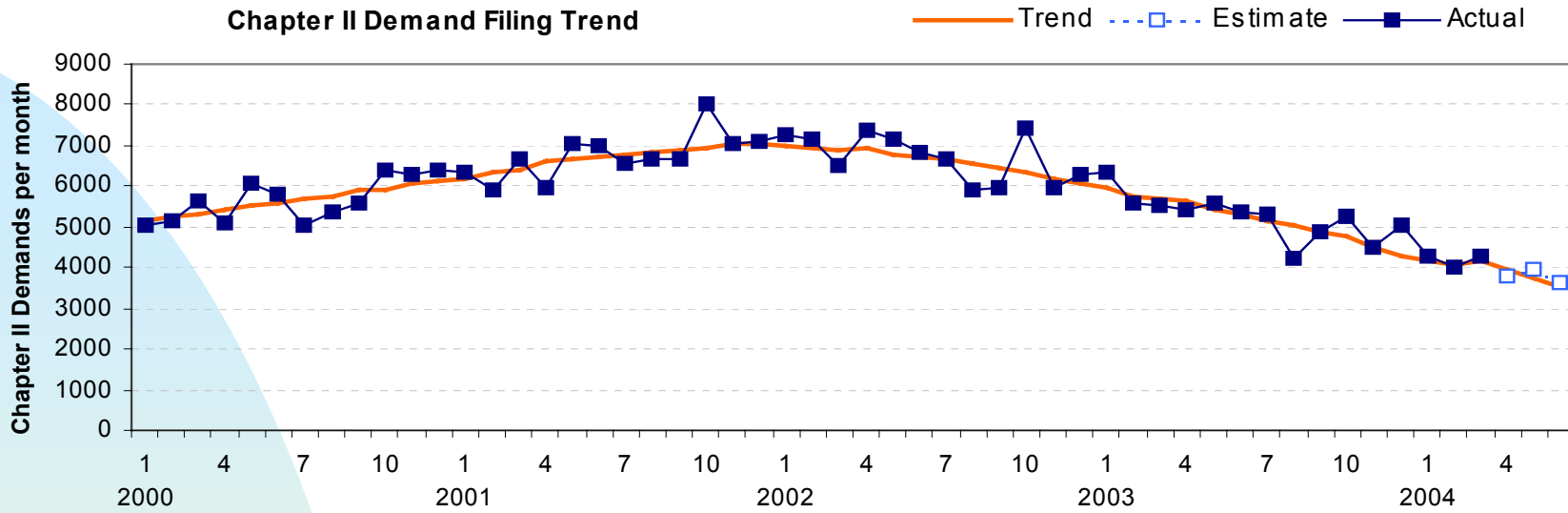
	2000	2001	2002	2003	2004 (forecast)
IAs Filed	93,239	108,227	110,387	114,870	119,600
Growth Rate		16.1%	2.0%	4.1%	4.1%

# PCT Filing Trends - Country of Origin



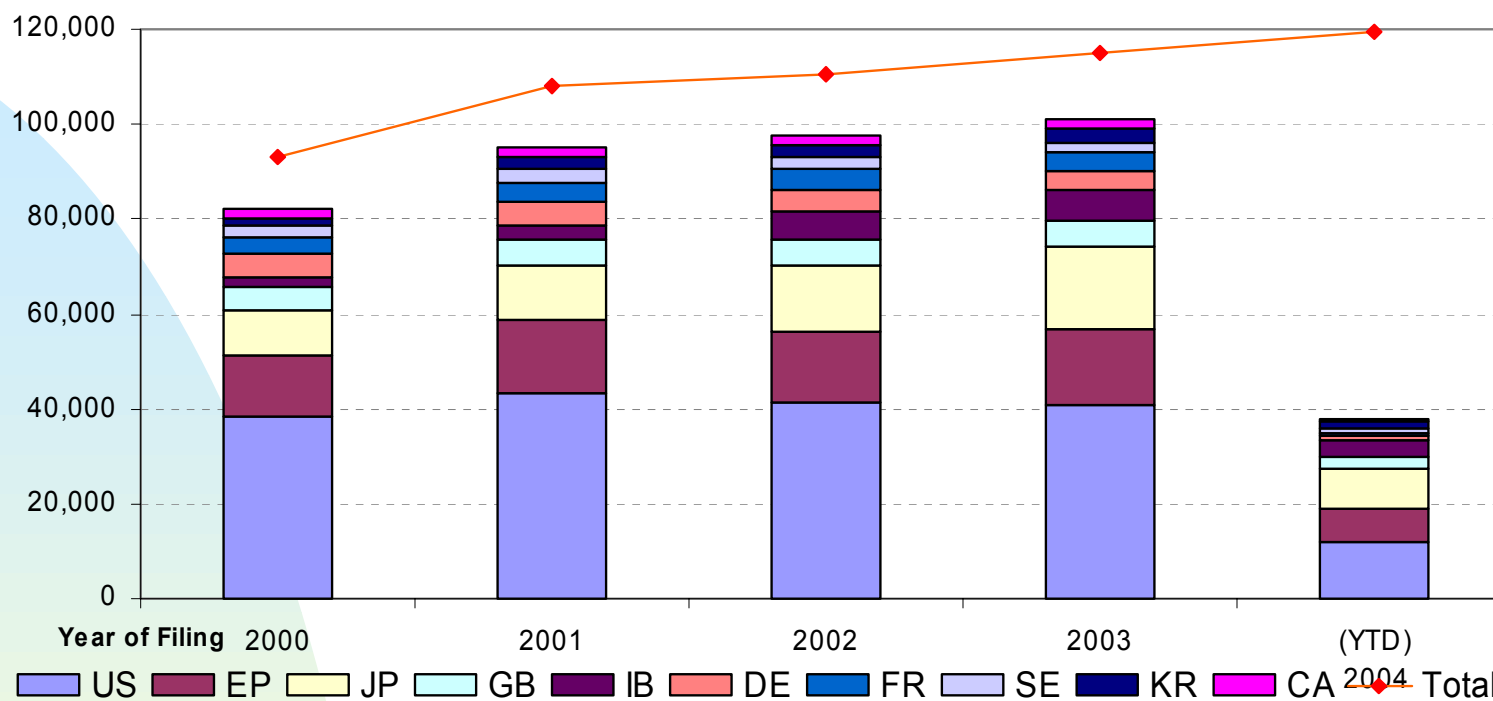
	2000	2001	2002	2003	2003 (percent)	2003 (growth)
EPC States	36,003	40,383	42,439	43,113	37.5%	1.6%
United States of America	38,005	42,891	41,298	40,984	35.7%	-0.8%
Japan	9,567	11,757	14,061	17,360	15.1%	23.5%
Germany	12,582	13,932	14,325	14,653	12.8%	2.3%
United Kingdom	4,795	5,462	5,370	5,215	4.5%	-2.9%
France	4,138	4,684	5,088	5,167	4.5%	1.6%
Netherlands	2,928	3,372	3,979	4,430	3.9%	11.3%
Republic of Korea	1,579	2,305	2,522	2,953	2.6%	17.1%
Switzerland	1,989	2,333	2,754	2,831	2.5%	2.8%
Sweden	3,091	3,412	2,991	2,620	2.3%	-12.4%
Canada	1,801	2,104	2,259	2,271	2.0%	0.5%
Italy	1,394	1,603	1,984	2,165	1.9%	9.1%
Australia	1,576	1,646	1,761	1,685	1.5%	-4.3%
Finland	1,578	1,691	1,761	1,556	1.4%	-11.6%
China	784	1,689	1,017	1,288	1.1%	26.6%

# PCT Filing Trends - Chapter II Demands



	2000	2001	2002	2003	2004
Demand	67812	81046	80392	62646	41200
Growth		19.5%	-0.8%	-22.1%	-34.2%

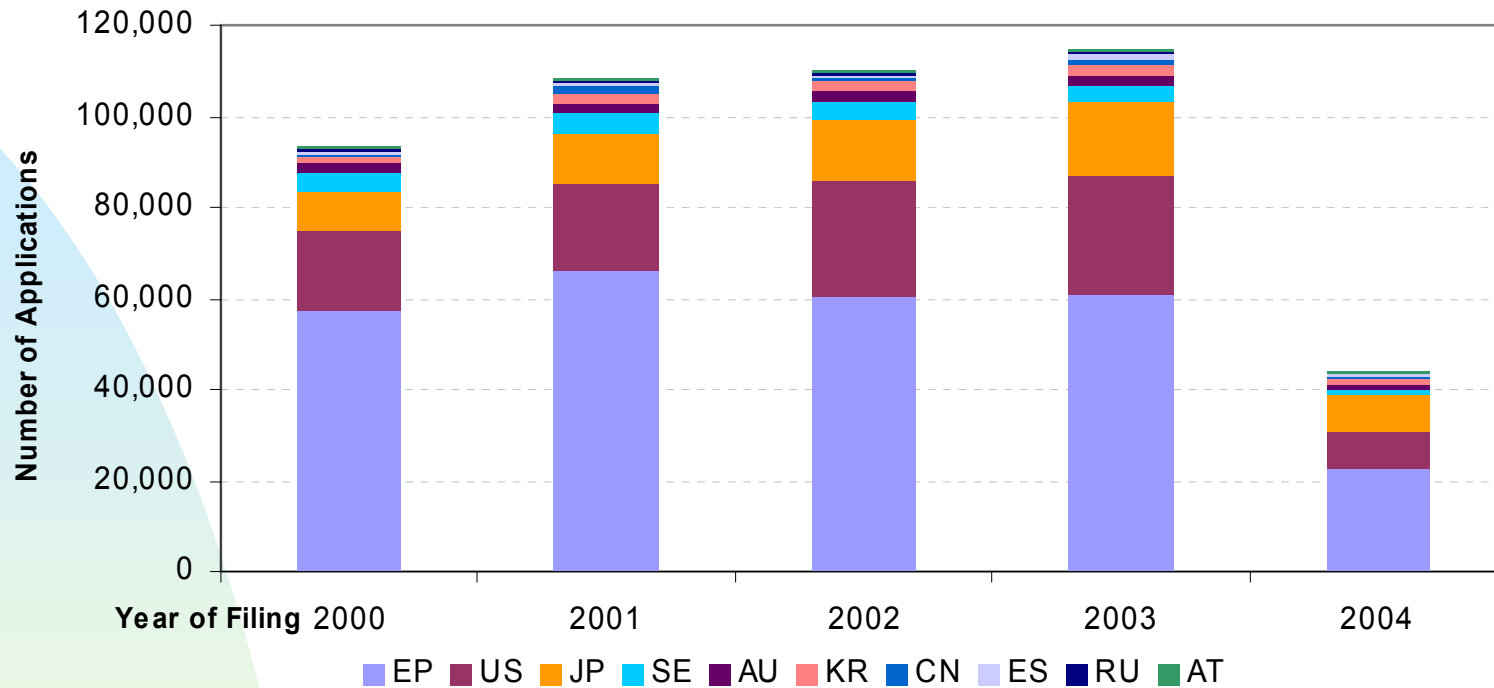
# Top 10 Receiving Offices by Number of IAs



Year RO	2000	2001	2002	2003	2004 (YTD)	2003 (percent)
US	38,092	43,212	41,278	41,019	12,157	40.5%
JP	9,447	11,687	13,880	17,096	8,616	16.9%
EP	13,245	15,358	14,816	15,853	6,647	15.7%
IB	2,069	2,904	5,825	6,509	3,147	6.4%
GB	5,008	5,657	5,741	5,533	2,571	5.5%
DE	4,647	4,934	4,738	4,282	1,030	4.2%
FR	3,588	4,022	4,237	3,868	759	3.8%
KR	1,573	2,314	2,511	2,942	1,341	2.9%
SE	2,691	2,915	2,455	2,097	953	2.1%
CA	1,590	1,872	2,020	2,036	786	2.0%
Total	93,239	108,227	110,387	114,870	119,600	

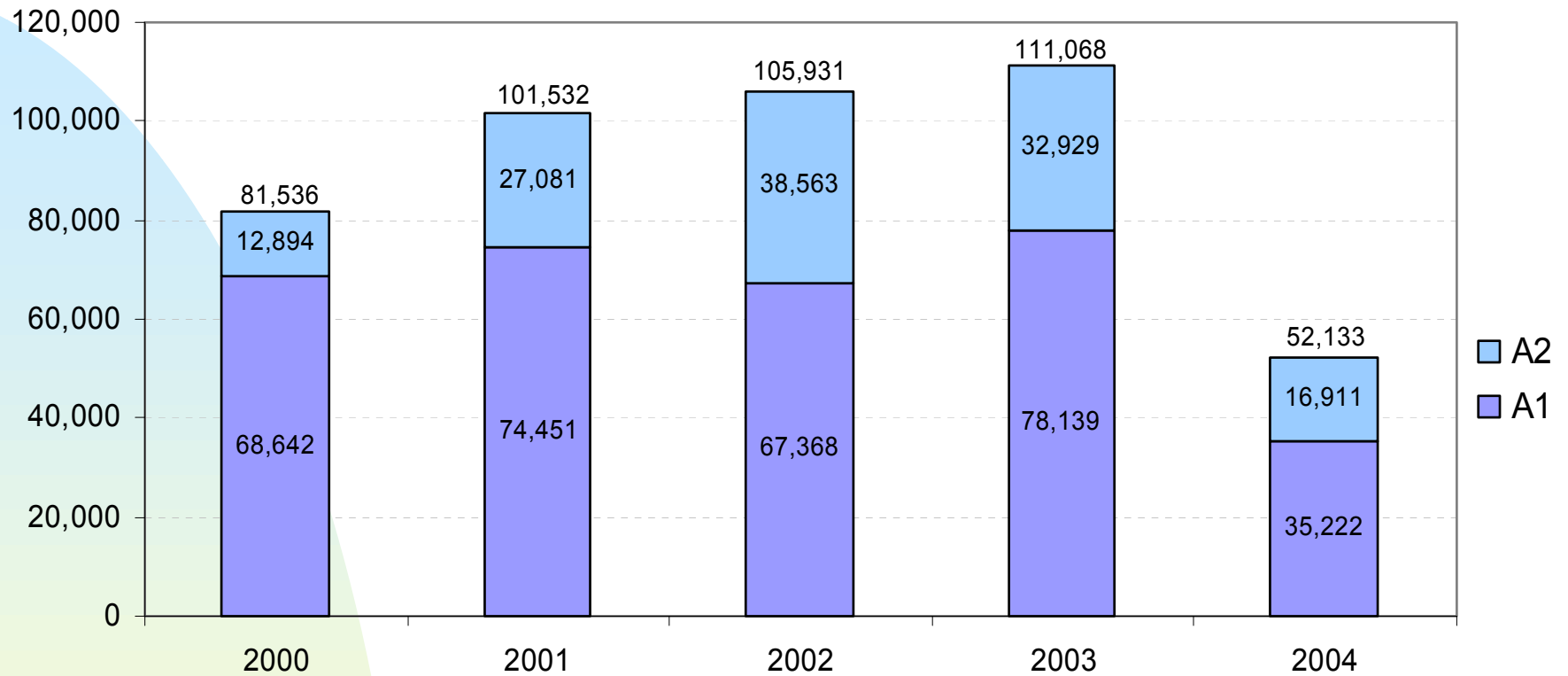
# International Search Authorities

ISA Selected for IAs Filed in each Year



Year	2000	2000	2001	2001	2002	2002	2003	2003	2004
ISA		(Percent)		(Percent)		(Percent)		(Percent)	Year to date
EP	57,210	61.4%	65,988	61.0%	60,419	54.7%	60,744	52.9%	22,542
US	17,502	18.8%	19,408	17.9%	25,528	23.1%	26,270	22.9%	8,017
JP	8,961	9.6%	11,091	10.2%	13,161	11.9%	16,143	14.1%	8,096
SE	4,077	4.4%	4,328	4.0%	3,999	3.6%	3,512	3.1%	1,540
KR	1,287	1.4%	2,052	1.9%	2,247	2.0%	2,595	2.3%	1,206
AU	1,890	2.0%	2,064	1.9%	2,208	2.0%	2,249	2.0%	1,096
CN	770	0.8%	1,678	1.6%	977	0.9%	1,224	1.1%	613
AT	514	0.6%	481	0.4%	531	0.5%	747	0.7%	334
ES	462	0.5%	515	0.5%	686	0.6%	746	0.6%	361
RU	557	0.6%	615	0.6%	625	0.6%	632	0.6%	215
<b>Total</b>	<b>93,230</b>		<b>108,220</b>		<b>110,381</b>		<b>114,862</b>		<b>44,020</b>

# Publication with/without International Search Reports

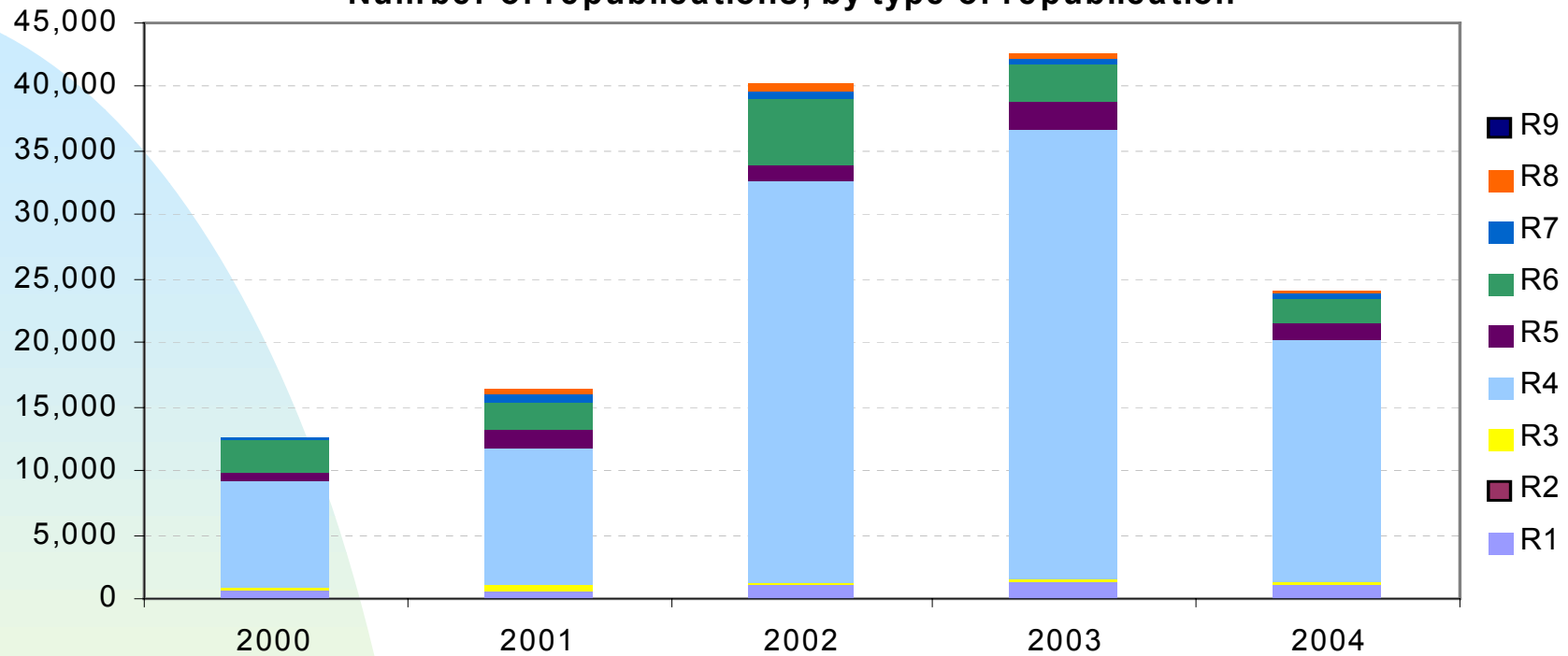


A1 Published with International Search Report  
 A2 Published without International Search Report

	2000	2001	2002	2003	2004
A1	84%	73%	64%	70%	68%
A2	16%	27%	36%	30%	32%

# Republication

Number of republications, by type of republication

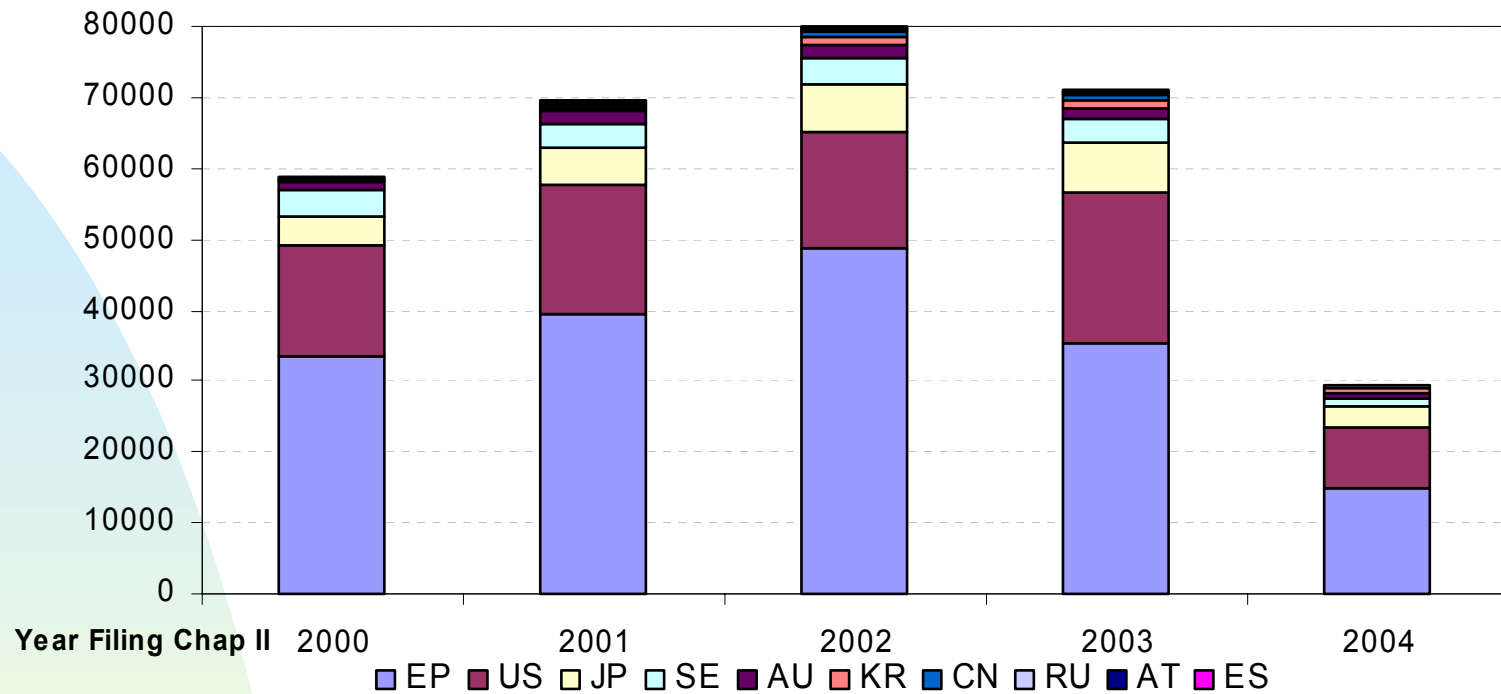


## Republication Codes

	2000	2001	2002	2003	2004
R1 - Late Publication of Article 19 Amendment	637	696	1021	1319	1019
R2 - Supplementary ISR	5	4	10	10	7
R3 - Revised ISR	301	426	288	251	288
R4 - Late Publication of ISR	8178	10557	31289	35080	18845
R5 - Correction of an Entry in Section I	692	1555	1242	2145	1464
R6 - Corrected Pamphlet	2548	2061	5165	3057	1857
R7 - Corrected Version of a Pamphlet Front Page	200	710	676	463	319
R8 - Later Publication Of A Declaration Under Article 17(2)(A)	14	309	662	388	194
R9 - Revised Version of ISR Translation	5	9	7	3	5
	12580	16327	40360	42716	23998



# International Preliminary Examination Authorities



Year	2000	2001	2002	2003	2004	2003
IPEA					year to date	(Percent)
EP	33437	39302	48633	35297	14954	49.8%
US	15657	18390	16667	21208	8317	29.9%
JP	4194	5248	6617	7127	3028	10.0%
SE	3541	3439	3755	3295	1236	4.6%
AU	1249	1741	1831	1510	811	2.1%
KR	41	456	1125	1299	525	1.8%
CN	220	302	715	666	270	0.9%
RU	268	341	386	318	102	0.4%
AT	352	338	238	224	110	0.3%
ES	0	0	0	0	13	0.0%
Total	58959	69557	79967	70944	29366	



# Thank you

For further information, see

[www.wipo.int/pct/en/statistics](http://www.wipo.int/pct/en/statistics)

or

[www.wipo.int/ipstats](http://www.wipo.int/ipstats)