

The webinar will begin in:



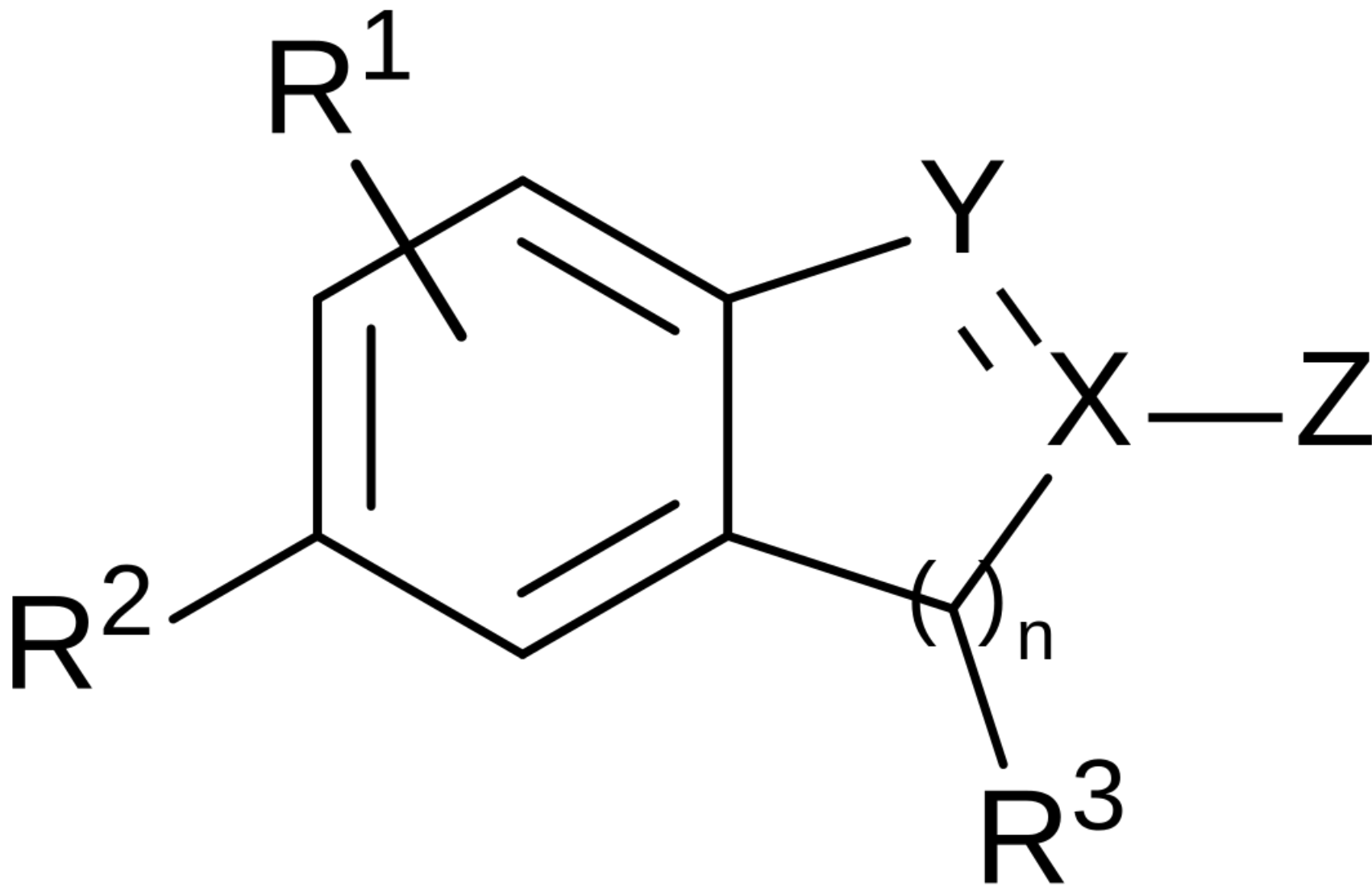
0:00

WELCOME



Questions/concerns

patentscope@wipo.int



Flash webinar


- March 23 at 5:30pm CET or 25 at 8:30 am CET

wipo.int/patentscope/en/webinar

Search: aspirin in Japanese patents

301. [2007516954](#) DIARYL 2-[5H]-FURANONE OXIDE-RELEASING PRODRUGS THAT ACT AS CYCLOOXYGENASE -2 INHIBITORS

JP - 28.06.2007


Int.Class [C*07C-317/46](#)  Appl.No 2006529472 Applicant メルク フロスト カンパニー Inventor ヘルゼレッテ, カール

The present invention encompasses novel compounds of formula (I). This is a diaryl 2-[5H] furanone oxide-releasing prodrug useful in the treatment of cyclooxygenase -2 mediated diseases. The present invention also encompasses several pharmaceutical compositions and methods for treating cyclooxygenase -2 mediated diseases, including the use of compounds of formula (I). The above compounds can be used to treat chronic cyclooxygenase -2 mediated diseases or conditions as a combination therapy with low dose aspirin and may also reduce the risk of thrombogenic cardiovascular events

NO
IMAGE
AVAILABLE

302. [2014506319](#) A BLOOD SAMPLING DEVICE COMPRISING A BLOOD STABILIZER

JP - 13.03.2014


Int.Class [G*01N*33/48](#)  Appl.No 2013542211 Applicant ベクトン・ディキンソン・アンド・カンパニー Inventor クレイグ エー. ゲルフアント

A device 10 is disclosed for collecting and stabilizing blood, including a blood stabilizer, which comprises a blood stabilizer, the blood stabilizer containing an amount effective to stabilize blood, respectively. A method of making and using the device and a kit including the device are also provided.

NO
IMAGE
AVAILABLE

303. [2001525058](#) MEANS FOR VERIFYING PERSONAL RISK PROFILE FOR ATHEROSCLEROSIS DISEASE

JP - 04.12.2001

Int.Class [G*01N*33/68](#)  Appl.No 1998542023 Applicant Inventor リッドカー, ポール

NO
IMAGE
AVAILABLE

Access

- Available freely at <https://patentscope.wipo.int>
- Access only with a WIPO account


The screenshot shows the WIPO Patentscope search interface. The browser address bar displays <https://patentscope.wipo.int/search/en/search.jsf>. The top navigation bar includes 'WIPO PORTAL', 'MENU', 'PATENTSCOPE', 'Covid-19 Update', 'HELP', 'ENGLISH', 'LOGIN', and 'WIPO'. The 'Search' dropdown menu is open, showing options: 'Simple', 'Advanced Search', 'Field Combination', 'Cross Lingual Expansion', and 'Chemical compounds [login required]'. The 'Chemical compounds [login required]' option is highlighted with a green box. A red circle highlights the 'LOGIN' button in the top right, and a red arrow points from the text 'Access only with a WIPO account' to it. The main content area is titled 'SIMPLE SEARCH' and contains a search form with a 'Field' dropdown set to 'Front Page' and a search input field containing 'Search terms...'. The WIPO logo and 'WORLD INTELLECTUAL PROPERTY ORGANIZATION' are visible in the bottom right corner.

Structure search - the concept

- Recognize names and structures of chemical compounds in patent texts and embedded drawings
- Standardize all the different representations of chemical structures into InChIkeys
- InChIkeys can be used by non chemists

Inchikeys

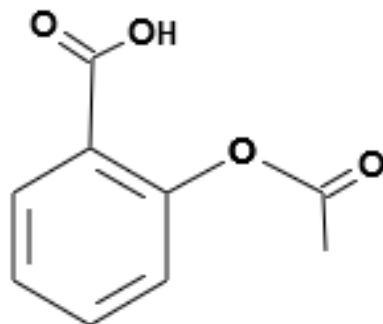
- Definition: a short, fixed-length character signature based on a hash code of the InChI string.



- Provide a precise & robust IUPAC* approved structure-derived tag for a chemical substance.

*[International Union of Pure and Applied Chemistry](#)

Example: InChI – InChIKey for aspirin



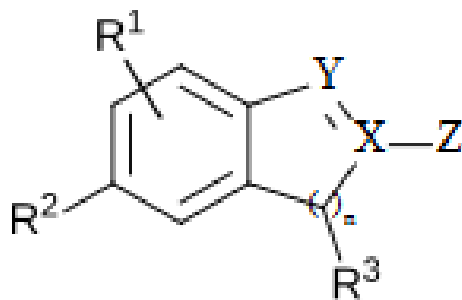
InChI: InChI=1S/C9H8O4/c1-6(10)13-8-5-3-2-4-7(8)9(11)12/h2-5H,1H3,(H,11,12)
InChIKey: BSYNRYMUTXBXSQ-UHFFFAOYSA-N

InChIKey = a fixed-length (27-character) condensed digital representation of an **InChI**

InChI = is a textual identifier developed to make it easy to perform web searches for chemical structures

Scope

- Works on **developed exact formulas** \neq Markush structures (-R) that are chemical symbols used to indicate a collection of chemicals with similar structures.



Collections

- China [1996 -2021]
- European Patent Office [1978 -2021]
- Eurasian Patent Office [1998 -2021]
- Japan [1993 -2021]
- Republic of Korea [1980 -2021]
- PCT [1979 -2021]
- Russia [1995 -2021]
- United States [1979 -2021]

IPC codes

- A01N
- A01P
- A23J
- A61K
- A61L
- A61P
- A61Q
- B01J
- B01S
- C01B
- C01C
- C01D
- C01F
- C01G
- C06B
- C07B
- C07C
- C07D
- C07F
- C07H
- C07J
- C07K
- C08F
- C08G
- C08J
- C08K
- C08L
- C09B
- C09C
- C09D
- C09J
- C09K
- C10H
- C10L
- C10M
- C10N
- C11D
- C12C
- C12H
- C12M
- C12N
- C12P
- C12Q
- C13B
- C13K
- C14C
- C23C
- C25B
- C40B
- H05B
- G01N
- G03C

Fields

- Title
- Abstract
- Description
- Claim

Limitations

- Long automated procedures, no supervision
- Will not recognize 100%! Same drawbacks as the OCR
- Depends on OCR quality for PCT applications
- Does not work with simple formulas such H₂O
- Not all collections and related languages

Why is it useful?

- Terms such as “aspirin”, “paracetamol” not always used in patent documents
- Many ways of representing formulas
- Expansion of searches

How does it work?

WIPO IP PORTAL MENU PATENTSCOPE What is this? x HELP SANDRINE AMMANN

Feedback Search Browse Tools Settings

SIMPLE SEARCH

Using PATENTSCOPE you can search 77 million patent documents including 3.6 million published international patent applications (PCT). [Detailed coverage](#)
PCT Publication 43/2019 [24.10.2019] is now available. The next publication date is scheduled as follows: Gazette number 44/2019 [31.10.2019]. [More](#)
Help us improve PATENTSCOPE and prioritize the next steps by answering [this quick survey](#)

Field Front Page Search terms... Query Examples

Offices All

4 options

CHEMICAL COMPOUNDS SEARCH ▾

Convert structure Structure editor SubStructure Upload structure

Search type
Compound name



Type an accepted name, commercial name, CAS name, IUPAC name

Search for scaffold

Offices
All



Reset

Show in editor

Exact Structure Search

Scaffold

- Basic skeleton of a molecule to which further groups and moieties are attached
- Secondary information is ignored
- ≠Markush
 - Markush = searches for a formula implicitly cited in a patent using a Markush formula
 - Scaffold = searches for formulas explicitly cited in patents

Upload a structure

[Convert structure](#) [Structure editor](#) [SubStructure](#) [Upload structure](#)

Search type
Compound name



Type an accepted name, commercial name, CAS name, IUPAC name

Search for scaffold

Offices
All



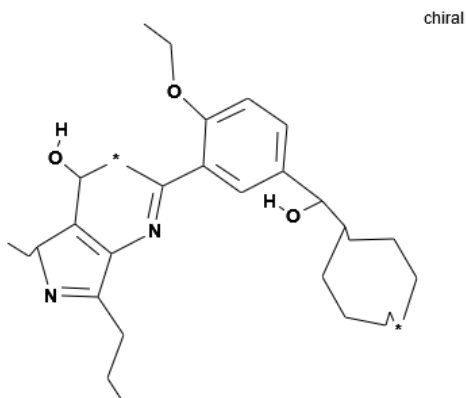
Reset

Show in editor

Exact Structure Search

Example

Convert structure Structure editor SubStructure Upload structure



InChI: InChI=1S/C28H40N2O3/c1-6-11-14-20[12-7-2]28[32]21-15-16-26[33-10-5]22[17-21]18-29-27-23[19-31]24[9-4]30-25[27]13-8-3/h15-17,19-20,24,28,31-32H,1-2,6-14H2,3-5H3

InChIKey: IJXUACSRGSDII-UHFFFAOYSA-N

Molecular Formula: C28H40N2O3

Molecular Weight: 0.0 g/mol

Search for scaffold

Offices

All

Reset

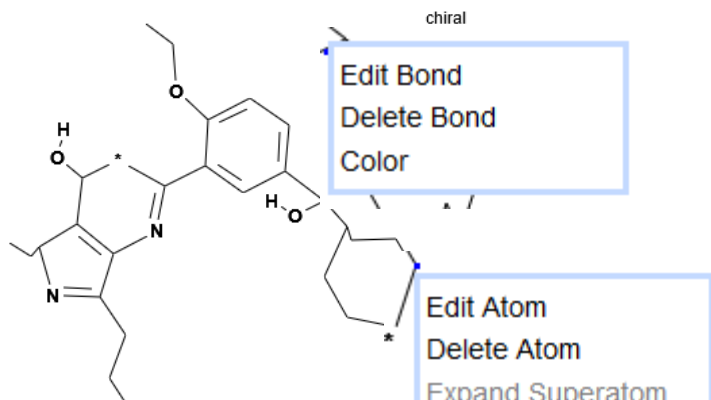
Substructure Search

Exact Structure Search

Evaluate

Structure editor

Convert structure **Structure editor** Su Structure Upload structure



InChI: InChI=1S/C28H40N2O3/c1-6-11-14-20[12]-29-27-23[19-31]24[9-4]30-25[27]13-8-3/h15-17,19-20,24,28,31-32H,1-2,6-14H2,3-5H3
InChIKey: IJXUACSRGSIIDII-UHFFFAOYSA-N
Molecular Formula: C28H40N2O3
Molecular Weight: 0.0 g/mol

Search for scaffold

Offices
All

Reset

Substructure Search

Exact Structure Search

Evaluate

Convert a structure

Convert structure Structure editor SubStructure Upload structure

Search type

Compound name

Compound name

INN

InChI

SMILES

AS name, IUPAC name

Reset

Show in editor

Exact Structure Search

Convert structure: aspirin

Convert structure

Structure editor

SubStructure

Upload structure

Search type
Compound name

Type an accepted name, commercial name, CAS name, IUPAC name
aspirin|

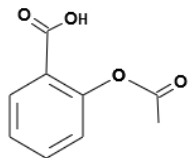

Search for scaffold

Offices
All

Reset

Show in editor

Exact Structure Search



InChI: InChI=1S/C9H8O4/c1-6[10]13-8-5-3-2-4-7[8]9[11]12/h2-5H,1H3,[H,11,12]

InChIKey: BSYNRYMUTXBXSQ-UHFFFAOYSA-N

Molecular Formula: C9H8O4

Molecular Weight: 180.1598 G/mol

Search for scaffold

Offices

All

Reset

Substructure Search

Exact Structure Search

Evaluate

CHEM:(BSYNRYMUTXBXSQ-UHFFFAOYSA-N)

177,411 results Offices All Languages All Stemming True

Analysis Sort: **Relevance** ▼ Per page: 10 ▼

Page 1 / 17,742

Download ▼ Machine

1. **104471403** CANCER DETECTION METHOD

Int.Class G01N 33/574 ⓘ Appl.No 201380038351.5 Applicant 东丽株式会社 Inventor 井户隆喜

The present invention provides: a cancer detection method that includes measuring, in a biological sample and using an antigen-antibody reaction, of the expression of a polypeptide that has binding reactivity with an antibody against CAPRIN-1 having an amino acid sequence represented by any of the even sequence numbers from SEQ ID NO:2-30 in the sequence listing; a cancer detection method for determining the presence of CAPRIN-1 and the amount thereof in a cancer patient sample, in order to determine the administration, to the cancer patient, of therapeutic treatment that targets CAPRIN-1; and a cancer diagnostic agent or a kit containing an anti-CAPRIN-1 antibody.

2. **1020150034688** 암의 검출 방법

Int.Class G01N 33/574 ⓘ Appl.No 1020147034434 Applicant 도레이 카부시카가이샤 Inventor 이도 타카요시

본 발명은 생체 시료에 있어서, 서열목록의 서열번호 2~30 중 짝수의 서열번호로 나타내어지는 어느 하나의 아미노산 서열을 갖는 CAPRIN-1에 대한 항체와 항원 항체 반응에 의해 결합하는 반응성을 갖는 폴리펩티드의 발현을 측정하는 것을 포함하는 암의 검출 방법, CAPRIN-1을 표적으로 하는 치료약의 암환자への 투여를 결정하기 위해서 암환자 시료 중 CAPRIN-1의 존재 및 그 양을 결정하는 암의 검출 방법, 및 항CAPRIN-1 항체를 포함하는 암 진단약, 키트를 제공한다.

3. **107530363** METHOD OF TREATING OR PREVENTION OF ATHEROTHROMBOTIC EVENTS IN PATIENTS WITH HISTORY OF MYOCARDIAL INFARCTION

National Biblio. Data

Description

Claims

Drawings

Compounds

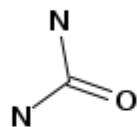
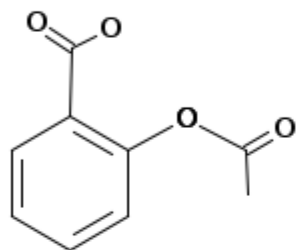
Documents

Title

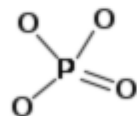
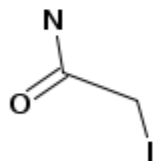
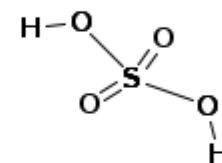
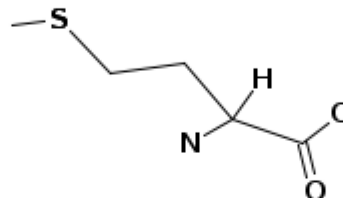
Abstract

Description

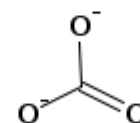
Claims



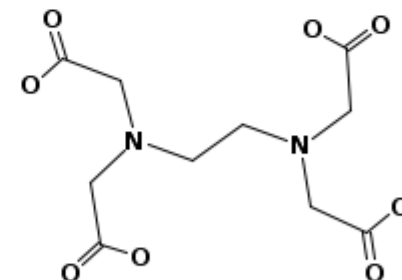
Methionine



Ca²⁺



Edetic acid



본 발명은 CAPRIN-1을 종양 마커로 하는 암의 검출 방법에 관한 것이다.

배경기술

암은 전체 사망 원인의 제 1위를 차지하는 질환이고, 현재 행해지고 있는 치료는 수술 요법을 주체로 방사선 요법과 화학 요법을 조합시킨 것이다. 지금까지의 의료 기술의 진보에 의해, 암종에 따라서는 조기 발견할 수 있으면 고칠 수 있는 가능성이 높은 질환이 되고 있다. 그 때문에, 암환자의 체력적, 경제적 부담이 없고, 간편하게 검사할 수 있는 암의 검출 방법이 요구되고 있다.

최근에는, 종양 마커 등의 종양 생산물을 측정하는 방법이 보급되어 왔다. 종양 생산물이란, 종양에 관련되는 항원, 효소, 특정 단백질, 대사산물, 종양 유전자, 종양 유전자 생산물 및 종양 억제 유전자 등을 가리키고, 암태아성 항원 CEA, 당 단백질 CA19-9, 전립선 특이 항원 PSA, 갑상선에서 생산되는 펩티드 호르몬인 칼시토닌 등이 일부의 암에서 종양 마커로서 암진단에 활용되고 있다. 그러나, 다른 많은 암종에 있어서는 암진단에 유용한 종양 마커는 존재하지 않는다. 또한, 현재 알려져 있는 종양 마커의 대부분은 체액 중에 극히 미량(pg/mL 오더 정도)밖에 존재하지 않기 때문에, 그들을 검출하기 위해서는 고감도한 측정법이나 특수한 기술을 필요로 한다. 이러한 현재 상황 중에서, 각종 암을 간편한 조작으로 고감도로 검출할 수 있는 신규한 암 검사 수단을 제공할 수 있으면, 각종 암에 대한 진단 용도가 열린다고 기대된다.

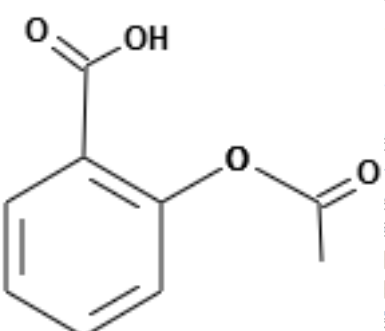
한편, 최근 새로운 수술법의 개발이나 새로운 항암제의 발견에도 불구하고, 일부 암을 제외하고 대부분의 암에서는 효과적인 암 진단 기술이 확립되어 있지 않다. 그러므로, 암을 조기에 발견할 수 없고, 암의 치료 성적은 그다지 향상되지 않은 것이 현재 상황이다.

최근, 분자생물학이나 암면역학의 진보에 의해, 암에 특이적으로 반응하는 항체나, 암화나 암의 악화에 관련되는 암 항원에 대한 분자 표적약 등, 암 항원류를 타깃으로 한 특이적 암 치료법에의 기대가 높아지고 있다. 그 중에서도, 암세포 상의 항원 단백질을 표적으로 한 암을 치료하기 위한 항체 의약이 복수 상시되어 암 치료에 사용되고 있다. 항체 의약은 암 특이적 치료약으로서 일정 약효를 얻을 수 있으므로 주목받고 있지만, 표적이 되는 항원 단백질의 대부분은 정상세포에도 발현되는 것이고, 항체 투여의 결과, 암세포뿐만 아니라 항원이 발현되는 정상세포도 장애되어버려, 그 결과 생기는 부작용이 문제가 되고 있다. 또한, 암환자에 의해 병인은 다양하기 때문에 암 치료의 효과는 개인차가 매우 크다. 예를 들면, 수술, 화학 요법 또는 방사선 요법에 있어서, 암의 진행 단계에 의해 그 치료 및 예후는 크게 좌우된다. 개체의 다양성에 의해, 동일한 암 치료약에 대해서도 개개인으로 다른 감수성을 가진다는 것이 알려져 있고, 어떤 환자에 유효한 약이 다른 환자에게도 유효하다고는 할 수 없다.

그래서, 미리 환자의 질환 관련 유전자나 단백질의 발현을 측정하고, 어떤 특정 약품이 특정 유전자 또는 단백질을 발현하고 있는 암환자에 대하여 유효할 것인지 아닌지를 평가한 후에, 그 암환자에의 치료약의 투여 결정이 이루어지고 있다. 구체적으로는, 어느 종류의 암에 대한 질환 관련 유전자나 단백질을 측정하는 검출법을 사용하여, 임상 현장에서 암환자 유래의 시료, 예를 들면 혈청이나 조직 중에 암 항원이 존재하는지 아닌지를 검사한 후에 암 항원 특이적인 치료약의 투여 결정이 이 비특스의 유효성을 예측한 후에 알비투스의 투여를 결정하여 허셉틴의 적용을 결정하고 있다.

그런데, 반려동물은 가족의 일원으로서 사육되고, 기르는 것이 알려져 있다.

대표적인 반려동물인 개는 인간과 비교하여 7배 빨리 나고 20년 정도의 혼합백신이 일반적으로 보급되고, 개 파보바이러스, 렙토스피라병이라는 치사율이 높은 감염증이 감소했다. 그 일로를 걷고 있다. 미국에서는 1년에 약 400만마리의 개가 기 때문에 발견이 늦어, 종양이 커지고 처음으로 주인이 일 때문에, 수의사가 악성이라고 판단했을 경우에는 수술하지 실시할 필요가 있다. 수술 후 즉시 항암제 치료를 시작하고 유전자나 단백질을 측정하는 검출법이 존재하면, 지금까지



가 많다. 그 때문에, 반려동물의 암 감염에 의해, 기르는 주인이 장래 암을 발병할 위험성이 높은 것을 예측할 수 있

다. 일본에서는 약 670만마리, 또한 미국에서는 약 1764만마리라고 알려져 있다. 광견병 예방접종 이외에 5종, 7종, 8라인플루엔자(컨넬코프), 개 아데노바이러스 2형 감염증(컨넬코프), 개 전염성 간염, 개 코로나바이러스 감염증, 및 3종의 고령개는 전체 사육수의 35.5%를 차지하고 있다. 사망 원인도 인간과 같이 암이나 고혈압, 심장병 등이 증가의 요인으로 약 160만마리에 어떤 종양이 있다고 알려져 있다. 그러나, 반려동물은 인간과 같이 건강진단이 보급되어 있지 않기 때문에, 악성인 경우, 수술 등의 외과적 요법이나 항암제 등의 투약을 행한다 해도, 이미 너무 늦은 경우가 대부분이다. 그러나, 수술을 행할 경우에도, 마진 확보의 크기나 수술 중의 혈액, 세포 비산 대책이라고 한 수술 중의 대책도 엄중하게 행한다. 따라서, 암에 걸린 반려동물에 있어서도 암 치료약의 투약은 필수적이고, 어떤 종류의 암에 대한 질환관련 유전자나 단백질의 발현을 측정하는 검출법이 존재하면, 지금까지도 수의사에 있어서도 메리트가 크다.

Cytoplasmic-and proliferation-associated protein 1(CAPRIN-1)은 휴지기의 정상세포가 활성화나 세포분열을 일으킬 때에 발현되고, 또한 세포내에서 RNA와 세포내 스트레스 과립을 형성하여 mRNA의 수송, 번역의 제어에 관여하는 것으로 알려져 있는 세포내 단백질이다. 한편으로, 본 발명자들은 유방암세포의 막 표면에 CAPRIN-1이 고발현하고 있는지, CAPRIN-1에 대한 항체가 유방암세포에 대하여 강한 항종양 효과를 발휘하는지를 밝혀냈다(특허문헌 1). 또한, 세포 표면에 발현하고 있는 CAPRIN-1에 결합하는 항체를 사용하여, 환자에 유래하는 시료 중의 CAPRIN-1의 발현을 측정함으로써, 암의 검출 및 암의 악성도를 평가할 수 있는 것이 보고되고 있다. 즉, 세포막 단백질의 하나인 CAPRIN-1은 암 치료 등의 타깃이 될 수 있는 것이 기재되어 있다. 한편 상술한 바와 같이, 암환자의 다양성으로부터 CAPRIN-1을 표적으로 한 치료약, 예를 들면 항체의 투여를 결정하기 위해서는 미리 암환자 유래 시료 중의 CAPRIN-1의 발현을 검증할 필요가 있다. 그러나, 이와 같이 특이적인 치료약을 적용하기 위한 CAPRIN-1의 검출 방법에 관한 보고는 없고, 또한 암환자 시료를 사용한 암을 검출하는 시약은 존재하지 않는다.

선행기술문헌
특허문헌
[특허문헌 0001] W02010/016526
[특허문헌 0002] W02010/016527

Example formula searching

- 4-(3-chloro-2-fluoroanilino)-7-methoxy-6-((1-(N-methylcarbamoylmethyl)piperidin-4-yl)oxy)quinazoline

Search type
Compound name




Type an accepted name, commercial name, CAS name, IUPAC name

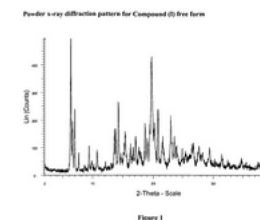
4-[3-chloro-2-fluoroanilino]-7-methoxy-6-[[1-[N-methylcarbamoylmethyl]piperidin-4-yl]oxy]quinazoline

1. **2303276** FUMARATE SALT OF 4-[3-CHLORO-2-FLUOROANILINO]-7-METHOXY-6-[[1-[N-METHYLCARBAMOYLMETHYL]PIPERIDIN-4-YL]OXY]QUINAZOLINE

EP - 06.04.2011


Int.Class A61K 31/517  Appl.No 09746098 Applicant ASTRAZENECA AB Inventor BOARDMAN KAY ALISON

4-[3-chloro-2-fluoroanilino]-7-methoxy-6-[[1-[N-methylcarbamoylmethyl]piperidin-4-yl]oxy]quinazoline difumarate, pharmaceutical compositions containing the difumarate, the use of the difumarate in the treatment of hyperproliferative disorders such as cancer and processes for the manufacture of the difumarate are described.



2. **20120108814** PROCESS FOR THE PREPARATION OF 4-[3-CHLORO-2-FLUOROANILINO]-7-METHOXY-6-[[1-[N-METHYLCARBAMOYLMETHYL]PIPERIDIN-4-YL]OXY]QUINAZOLINE

US - 03.05.2012

Int.Class C07D 239/72  Appl.No 13264217 Applicant Boardman Kay Alison Inventor Boardman Kay Alison

Processes for the preparation of 4-[3-chloro-2-fluoroanilino]-7-methoxy-6-[[1-[N-methylcarbamoylmethyl]piperidin-4-yl]oxy]quinazoline, salts thereof, and the intermediates used in the process are described.



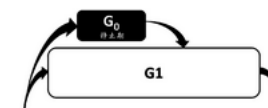
FIGURE 1

3. **109562176** COMBINATIONS FOR THE TREATMENT OF NEOPLASMS USING QUIESCENT CELL TARGETING AND EGFR INHIBITORS

CN - 02.04.2019

Int.Class A61K 45/06  Appl.No 201780037696.7 Applicant FELICITEX THERAPEUTICS INC Inventor VILENCHIK MARIA

The present invention provides compositions and methods for the treatment of neoplasms, in particular, by targeting of quiescent cancer cells with therapeutic agents in combination with other treatments effective against certain neoplastic conditions, in particular, anti-cancer treatment with EGFR inhibitor agents.



Example: Ritonavir

Convert structure

Structure editor

SubStructure

Upload structure

Search type

Compound name

Type an accepted name, commercial name, CAS name, IUPAC name

ritonavir

Search for scaffold

Offices

All

Res

ANALYSIS

Close

Filters Charts

Countries		Offices		Applicants		Inventors		IPC code		Publication Dates		Filing Dates	
United States of America	10,331	United States of America	12,606	Human Genome Sciences, Inc.	366	Ruben Steven M.	328	A61K	22,637	1994	1	1993	5
PCT	6,805	Japan	7,231	HUMAN GENOME SCIENCES, INC.	336	Rosen Craig A.	309	A61P	11,272	1995	6	1994	7
Japan	4,047	PCT	6,805	BRISTOL-MYERS SQUIBB COMPANY	290	RUBEN, Steven, M.	249	C07D	9,524	1996	29	1995	44
China	2,759	China	4,132	ROSEN, Craig, A.	248	ROSEN, Craig, A.	248	C07K	4,565	1997	51	1996	66
European Patent Office	1,893	European Patent Office	2,381	RUBEN, Steven, M.	249	Ni Jian	157	C12N	3,188	1998	111	1997	184
Republic of Korea	768	Republic of Korea	2,053	ROSEN, Craig, A.	248	Shi Yanggu	92	C12Q	1,833	1999	145	1998	281
Eurasian Patent Organization	509	Canada	1,375	ASTRAZENECA AB	239	Ebner Reinhard	88	G01N	1,765	2000	392	1999	368
Russian Federation	268	India	1,068	Gilead Sciences, Inc.	219	Moore Paul A.	82	C07C	1,459	2001	540	2000	876
		Eurasian Patent Organization	1,056	NOVARTIS AG	195	BARASH, Steven, C.	70	C07H	1,426	2002	902	2001	890
		Russian Federation	874	MERCK SHARP & DOHME CORP.	191	NI, Jian	69	C12P	1,057	2003	1,113	2002	1,095
		Mexico	804	AbbVie Inc.	189	Meanwell Nicholas A.	68	A01N	974	2004	1,014	2003	1,130
						Barash Steven C.	67	C07F	786	2005	1,212	2004	1,284
								A61I	522	2006	1,222	2005	1,600

Patent landscape Report on Ritonavir-

- Ritonavir is an antiretroviral drug from the protease inhibitor class used to treat HIV infection and AIDS. Ritonavir is included in the WHO Model List of Essential Medicines (EML)1.
- The originator company is Abbott Laboratories, which markets Ritonavir under the brand name Norvir, or in combination with the protease inhibitor Lopinavir, as Kaletra or Aluvia. **The U.S. Food and Drug Administration (FDA) approved the drug in March 1996 for oral solution and in June 1999 for capsules.**

http://www.wipo.int/edocs/pubdocs/en/patents/946/wipo_pub_946.pdf

Sub-structure search – the concept

- Identification of elements in larger structures

Substructure search

Convert structure	Structure editor	SubStructure	Upload structure
-------------------	------------------	--------------	------------------

Search type
Compound name

type an accepted name, commercial name, CAS name, IUPAC name
copanlisib

Search for scaffold

Offices
All

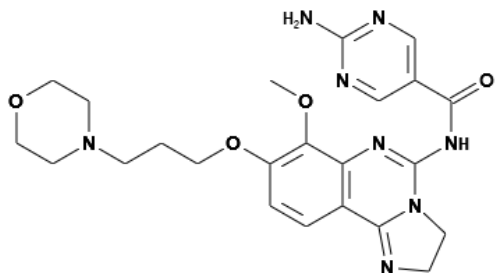
Reset Show in editor Exact Structure Search

Convert structure

Structure editor

SubStructure

Upload structure



InChI: InChI=1S/C23H28N8O4/c1-33-19-17[35-10-2-6-30-8-11-34-12-9-30]4-3-16-18[19]28-23[31-7-5-25-20[16]31]29-21[32]15-13-26-22[24]27-14-15/h3-4,13-14H,2,5-12H2,1H3,[H2,24,26,27][H,28,29,32]

InChiKey: PZBCKZWLPGJMAO-UHFFFAOYSA-N

Molecular Formula: C23H28N8O4

Molecular Weight: 480.5278 G/mol

Search for scaffold

Offices

All

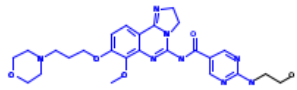
Reset

Substructure Search

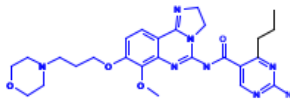
Exact Structure Search

Evaluate

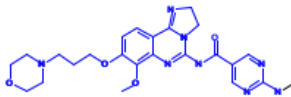
AWEMTJCLIBJLT-UHFFFAOYSA-N



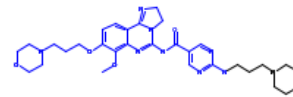
BEMUPKPURPXIOV-UHFFFAOYSA-N



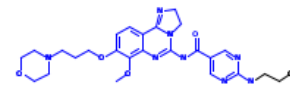
BYQRULUQVLMQBK-UHFFFAOYSA-N



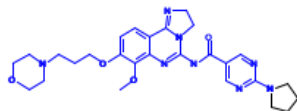
GEPRBHREQZSKPV-UHFFFAOYSA-N



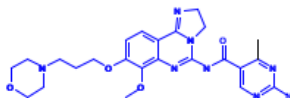
HPLTXEACLZILLB-UHFFFAOYSA-N



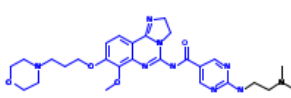
JLKWVDHZVRQTKD-UHFFFAOYSA-N



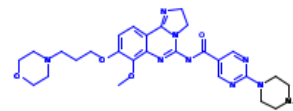
JVNVQISIPMQGT-UHFFFAOYSA-N



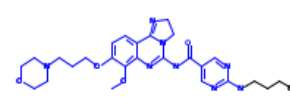
LIEXRQYJPIVUTI-UHFFFAOYSA-N



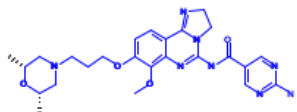
NAEZHXLXJNXOAL-UHFFFAOYSA-N



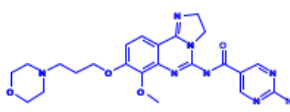
NCJVKJJBGMJLRZ-UHFFFAOYSA-N



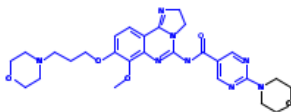
NZOFGIMATUBYTC-IYBDPMFKSA-N



PZBCKZWLPGJMAO-UHFFFAOYSA-N



ZIDFUBHWWUXLRT-UHFFFAOYSA-N

[Show more...](#)

Results

CHEM:(BSYNYRMUTXBXSQ-UHFFFAOYSA-N)

11,475 results Offices all Languages all Stemming true Single Family Member false

COUNTRY=KR

Sort: Relevance Per page: 100 View: All+Image

1 / 115

Download Machine translation

1. 1020140028011 신규한 티카그렐라 공결정

Int.Class C07D 487/04 Appl.No 1020137030753 Applicant 아스트라제네카 아베 Inventor 코스그로브 스테판 데이비드

본 발명은 코포머 분자가 아세틸 살리실산인 것이 하기 화학식(I)의 화합물의 신규한 공결정. 상기 공결정을 제조하는 방법. 상기 공결정을 함유하는 약학 조성물. 관상 동맥, 뇌혈관 또는 말초 혈관 질환 환자에서 동맥 혈전성 합병증을 예방하는 데 사용하기 위한 약제의 제조에서 상기 공결정의 용도. 및 치료적 유효량의 상기 공결정을 투여함으로써 인간 또는 동물 신체에서 상기 질환을 치료하는 방법에 관한 것이다. <화학식(I)>. JPEG pct00015.jpg 68 75

WIPO Translate

Google Translate

2. 1020060120388 CYSLTR2 POLYMORPHISMS ASSOCIATED WITH ASPIRIN INTOLERANCE IN ASTHMA, PARTICULARLY FOR DIAGNOSIS AND ANTICIPATION OF ASPIRIN INTOLERANCE INCLUDING FOUR HUMAN CYSLTR2 GENE POLYMORPHISMS

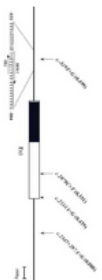
KR - 27.11.2006

Int.Class C12N 15/11 Appl.No 1020050042207 Applicant SNP GENETICS, INC. Inventor SHIN, HYOUNG D00

PURPOSE: CysLTR2[cysteinyll-leukotriene receptor 2] polymorphisms associated with aspirin intolerance in asthma are provided to diagnose and anticipate the aspirin intolerance, and develop drugs for controlling aspirin intolerance.

CONSTITUTION: The CysLTR2 polymorphisms for diagnosis and anticipation of aspirin intolerance are provided, wherein the CysLTR2 polymorphisms include CysLTR2-819G>T, CysLTR2+2079C>T, CysLTR2+2534A>G and CysLTR2+2842A>G gene polymorphisms.

© KIPO 2007



National Biblio. Data

Description

Claims

Drawings

Compounds

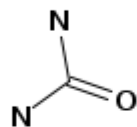
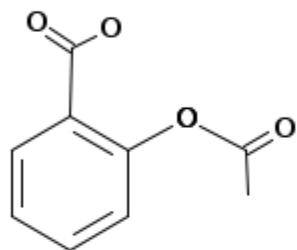
Documents

Title

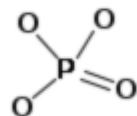
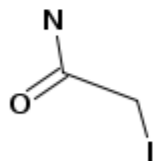
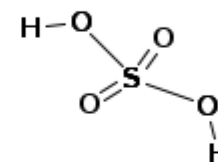
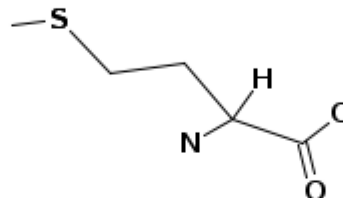
Abstract

Description

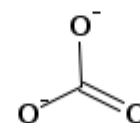
Claims



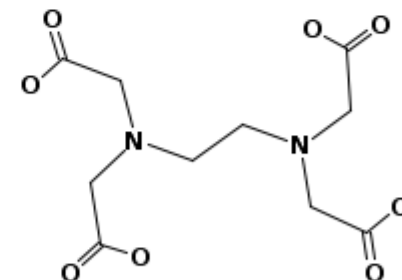
Methionine



Ca²⁺



Edetic acid



본 발명은 CAPRIN-1을 종양 마커로 하는 암의 검출 방법에 관한 것이다.

배경기술

암은 전체 사망 원인의 제 1위를 차지하는 질환이고, 현재 행해지고 있는 치료는 수술 요법을 주체로 방사선 요법과 화학 요법을 조합시킨 것이다. 지금까지의 의료 기술의 진보에 의해, 암종에 따라서는 조기 발견할 수 있으면 고칠 수 있는 가능성이 높은 질환이 되고 있다. 그 때문에, 암환자의 체력적, 경제적 부담이 없고, 간편하게 검사할 수 있는 암의 검출 방법이 요구되고 있다.

최근에는, 종양 마커 등의 종양 생산물을 측정하는 방법이 보급되어 왔다. 종양 생산물이란, 종양에 관련되는 항원, 효소, 특정 단백질, 대사산물, 종양 유전자, 종양 유전자 생산물 및 종양 억제 유전자 등을 가리키고, 암태아성 항원 CEA, 당 단백질 CA19-9, 전립선 특이 항원 PSA, 갑상선에서 생산되는 펩티드 호르몬인 칼시토닌 등이 일부의 암에서 종양 마커로서 암진단에 활용되고 있다. 그러나, 다른 많은 암종에 있어서는 암진단에 유용한 종양 마커는 존재하지 않는다. 또한, 현재 알려져 있는 종양 마커의 대부분은 체액 중에 극히 미량(pg/mL 오더 정도)밖에 존재하지 않기 때문에, 그들을 검출하기 위해서는 고감도한 측정법이나 특수한 기술을 필요로 한다. 이러한 현재 상황 중에서, 각종 암을 간편한 조작으로 고감도로 검출할 수 있는 신규한 암 검사 수단을 제공할 수 있으면, 각종 암에 대한 진단 용도가 열린다고 기대된다.

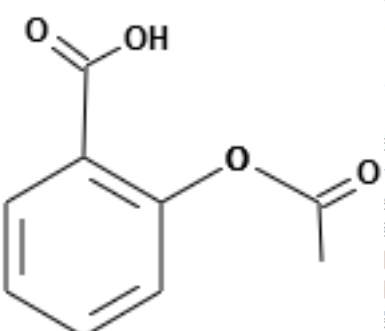
한편, 최근 새로운 수술법의 개발이나 새로운 항암제의 발견에도 불구하고, 일부 암을 제외하고 대부분의 암에서는 효과적인 암 진단 기술이 확립되어 있지 않다. 그러므로, 암을 조기에 발견할 수 없고, 암의 치료 성적은 그다지 향상되지 않은 것이 현재 상황이다.

최근, 분자생물학이나 암면역학의 진보에 의해, 암에 특이적으로 반응하는 항체나, 암화나 암의 악화에 관련되는 암 항원에 대한 분자 표적약 등, 암 항원류를 타깃으로 한 특이적 암 치료법에의 기대가 높아지고 있다. 그 중에서도, 암세포 상의 항원 단백질을 표적으로 한 암을 치료하기 위한 항체 의약이 복수 상시되어 암 치료에 사용되고 있다. 항체 의약은 암 특이적 치료약으로서 일정 약효를 얻을 수 있으므로 주목받고 있지만, 표적이 되는 항원 단백질의 대부분은 정상세포에도 발현되는 것이고, 항체 투여의 결과, 암세포뿐만 아니라 항원이 발현되는 정상세포도 장애되어버려, 그 결과 생기는 부작용이 문제가 되고 있다. 또한, 암환자에 의해 병인은 다양하기 때문에 암 치료의 효과는 개인차가 매우 크다. 예를 들면, 수술, 화학 요법 또는 방사선 요법에 있어서, 암의 진행 단계에 의해 그 치료 및 예후는 크게 좌우된다. 개체의 다양성에 의해, 동일한 암 치료약에 대해서도 개개인으로 다른 감수성을 가진다는 것이 알려져 있고, 어떤 환자에 유효한 약이 다른 환자에게도 유효하다고는 할 수 없다.

그래서, 미리 환자의 질환 관련 유전자나 단백질의 발현을 측정하고, 어떤 특정 약품이 특정 유전자 또는 단백질을 발현하고 있는 암환자에 대하여 유효할 것인지 아닌지를 평가한 후에, 그 암환자에의 치료약의 투여 결정이 이루어지고 있다. 구체적으로는, 어느 종류의 암에 대한 질환 관련 유전자나 단백질을 측정하는 검출법을 사용하여, 임상 현장에서 암환자 유래의 시료, 예를 들면 혈청이나 조직 중에 암 항원이 존재하는지 아닌지를 검사한 후에 암 항원 특이적인 치료약의 투여 결정이 이 비특스의 유효성을 예측한 후에 알비투스의 투여를 결정하여 허셉틴의 적용을 결정하고 있다.

그런데, 반려동물은 가족의 일원으로서 사육되고, 기르는 것이 알려져 있다.

대표적인 반려동물인 개는 인간과 비교하여 7배 빨리 나고 20년 정도의 혼합백신이 일반적으로 보급되고, 개 파보바이러스, 렙토스피라병이라는 치사율이 높은 감염증이 감소했다. 그 일로를 걷고 있다. 미국에서는 1년에 약 400만마리의 개가 기 때문에 발견이 늦어, 종양이 커지고 처음으로 주인이 일 때문에, 수의사가 악성이라고 판단했을 경우에는 수술하지 실시할 필요가 있다. 수술 후 즉시 항암제 치료를 시작하고 유전자나 단백질을 측정하는 검출법이 존재하면, 지금까지



가 많다. 그 때문에, 반려동물의 암 감염에 의해, 기르는 주인이 장래 암을 발병할 위험성이 높은 것을 예측할 수 있

다. 일본에서는 약 670만마리, 또한 미국에서는 약 1764만마리라고 알려져 있다. 광견병 예방접종 이외에 5종, 7종, 8라인플루엔자(컨넬코프), 개 아데노바이러스 2형 감염증(컨넬코프), 개 전염성 간염, 개 코로나바이러스 감염증, 및 3종의 고령개는 전체 사육수의 35.5%를 차지하고 있다. 사망 원인도 인간과 같이 암이나 고혈압, 심장병 등이 증가의 요인으로 약 160만마리에 어떤 종양이 있다고 알려져 있다. 그러나, 반려동물은 인간과 같이 건강진단이 보급되어 있지 않기 때문에, 악성인 경우, 수술 등의 외과적 요법이나 항암제 등의 투약을 행한다 해도, 이미 너무 늦은 경우가 대부분이다. 그러나, 수술을 행할 경우에도, 마진 확보의 크기나 수술 중의 혈액, 세포 비산 대책이라고 한 수술 중의 대책도 엄중하게 행한다. 따라서, 암에 걸린 반려동물에 있어서도 암 치료약의 투약은 필수적이고, 어떤 종류의 암에 대한 질환관련 유전자나 단백질의 발현을 측정하는 검출법이 존재하면, 지금까지도 수의사에 있어서도 메리트가 크다.

Cytoplasmic-and proliferation-associated protein 1(CAPRIN-1)은 휴지기의 정상세포가 활성화나 세포분열을 일으킬 때에 발현되고, 또한 세포내에서 RNA와 세포내 스트레스 과립을 형성하여 mRNA의 수송, 번역의 제어에 관여하는 것 등이 알려져 있는 세포내 단백질이다. 한편으로, 본 발명자들은 유방암세포의 막 표면에 CAPRIN-1이 고발현하고 있는지, CAPRIN-1에 대한 항체가 유방암세포에 대하여 강한 항종양 효과를 발휘하는지를 밝혀냈다(특허문헌 1). 또한, 세포 표면에 발현하고 있는 CAPRIN-1에 결합하는 항체를 사용하여, 환자에 유래하는 시료 중의 CAPRIN-1의 발현을 측정함으로써, 암의 검출 및 암의 악성도를 평가할 수 있는 것이 보고되고 있다 즉, 세포막 단백질의 하나인 CAPRIN-1은 암 치료 등의 타깃이 될 수 있는 것이 기재되어 있다. 한편 상술한 바와 같이, 암환자의 다양성으로부터 CAPRIN-1을 표적으로 한 치료약, 예를 들면 항체의 투여를 결정하기 위해서는 미리 암환자 유래 시료 중의 CAPRIN-1의 발현을 검증할 필요가 있다. 그러나, 이와 같이 특이적인 치료약을 적용하기 위한 CAPRIN-1의 검출 방법에 관한 보고는 없고, 또한 암환자 시료를 사용한 암을 검출하는 시약은 존재하지 않는다.

선행기술문헌
특허문헌
[특허문헌 0001] W02010/016526
[특허문헌 0002] W02010/016527

Result sorting

CHEM:(BSYNYRMUTXBXSQ-UHFFFAOYSA-N)



11,475 results Offices all Languages all Stemming true Single Family Member false



COUNTRY: KR

Sort: Relevance per page: 100 View: All+Image

1 / 115

Download Machine translation

1. **1020**

Relevance

공결정

KR - 07.03.2014

Int.Class C

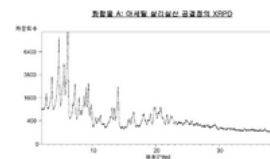
Pub Date Desc

7030753 Applicant 아스트라제네카 아베 Inventor 코스그로브 스테판 데이비드

본 발명은
는 말초 혈
신체에서 상

Pub Date Asc

인 하기 화학식(I)의 화합물의 신규한 공결정. 상기 공결정을 제조하는 방법. 상기 공결정을 함유하는 약학 조성물, 관상 동맥, 뇌혈관 또는 폐를 예방하는 데 사용하기 위한 약제의 제조에서 상기 공결정의 용도, 및 치료적 유효량의 상기 공결정을 투여함으로써 인간 또는 동물이다: <화학식(I)>. JPEG pct00015.jpg 68 75



App Date Desc

App Date Asc

2. **1020060120388** CYSLTR2 POLYMORPHISMS ASSOCIATED WITH ASPIRIN INTOLERANCE IN ASTHMA, PARTICULARLY FOR DIAGNOSIS AND ANTICIPATION OF ASPIRIN INTOLERANCE INCLUDING FOUR HUMAN CYSLTR2 GENE POLYMORPHISMS

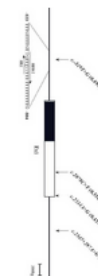
KR - 27.11.2006

Int.Class C12N 15/11 Applicant SNP GENETICS, INC. Inventor SHIN, HYOUNG DOO

PURPOSE: CysLTR2[cysteinyI-leukotriene receptor 2] polymorphisms associated with aspirin intolerance in asthma are provided to diagnose and anticipate the aspirin intolerance, and develop drugs for controlling aspirin intolerance.

CONSTITUTION: The CysLTR2 polymorphisms for diagnosis and anticipation of aspirin intolerance are provided, wherein the CysLTR2 polymorphisms include CysLTR2-819G>T, CysLTR2+2079C>T, CysLTR2+2534A>G and CysLTR2+2842A>G gene polymorphisms.

© KIPO 2007



Analysis

CHEM:(BSYNRYMUTXBXSQ-UHFFFAOYSA-N)



186,690 results Offices all Languages all Stemming true Single Family Member false

Sort: Relevance ▼ Per page: 100 ▼ View: All+Image ▼

< 1/1,867 >

1. 2212274 ROOM TEMPERATURE STABLE NON-CRYSTALLINE ASPIRIN

Int.Class A61K31/616 ⓘ Appl.No 08840270 Applicant OVOKAITYS TODD F Inventor STRACHAN JOHN SCOTT

The present invention provides stable non-crystalline aspirin that does not crystallize at room temperature during storage for prolonged periods of time and is a stable non-crystalline aspirin.

2. 20090131710 ROOM TEMPERATURE STABLE NON-CRYSTALLINE ASPIRIN AND METHOD FOR THE PREPARATION THEREOF

Int.Class A61K31/235 ⓘ Appl.No 12252447 Applicant Ovokaitys Todd F. Inventor Ovokaitys Todd F.

The present invention provides stable non-crystalline aspirin that does not crystallize at room temperature during storage for prolonged periods of time and is a stable non-crystalline aspirin.

Analysis

ANALYSIS

Close

Filters Charts Timeseries

Countries		Offices		Applicants		Inventors		IPC code		Publication Dates		Filing Dates	
United States of America	59,661	United States of America	70,586	BRISTOL-MYERS SQUIBB COMPANY	1,840	DOBIE KENNETH W.	278	A61K	141,176	2011	9,653	2011	8,611
China	39,285	China	47,911	ASTRAZENECA AB	1,797	RUBEN STEVEN M.	245	A61P	71,217	2012	8,881	2012	8,702
PCT	33,398	PCT	33,398	NOVARTIS AG	1,553	ROSEN CRAIG A.	234	C07D	50,254	2013	9,074	2013	8,776
Japan	27,094	Japan	28,749	MERCK & CO., INC.	1,358	AMMERMANN EBERHARD	226	C07K	17,087	2014	10,013	2014	9,201
European Patent Office	11,998	Republic of Korea	18,251	THE PROCTER & GAMBLE COMPANY	1,302	SCHELBERGER KLAUS	220	C12N	15,520	2015	9,328	2015	8,833
Republic of Korea	11,475	European Patent Office	14,229	MERCK SHARP & DOHME CORP.	1,144	ZHAO MING	219	C07C	11,233	2016	9,611	2016	8,844
Eurasian Patent Organization	1,887	Canada	6,561	GENENTECH, INC.	908	PENG SHIQI	215	A61L	9,679	2017	9,012	2017	9,047
Russian Federation	1,882	India	5,564	ISIS PHARMACEUTICALS, INC.	829	STRATHMANN SIEGFRIED	213	G01N	9,149	2018	9,845	2018	7,708
		Russian Federation	5,046	THE REGENTS OF THE UNIVERSITY OF CALIFORNIA	748	LORENZ GISELA	199	A01N	8,812	2019	9,574	2019	4,812
		Eurasian Patent Organization	4,104	PFIZER INC.	670	BENNETT C. FRANK	195	A61Q	7,490	2020	5,603	2020	720

Customize

Feedback Goto Search ▾ Browse ▾ Tools ▾ **Settings**

SETTINGS

Reset

Close

Save

Query Offices **Result** Download Interface Others

Result List Language

Query Language

Analysis tab open

Analysis type

Table

Analysis graph

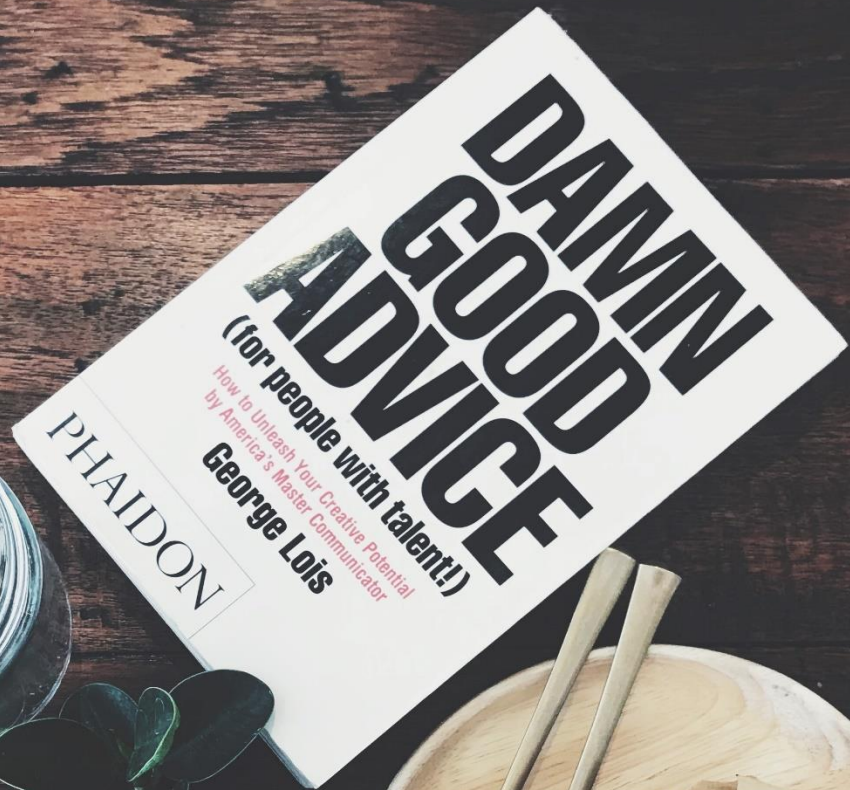
pie

No of Items/Group

50

Group by *

- Countries
- Offices
- Applicants
- Inventors
- IPC code
- CPC code
- Publication Dates
- Filing Dates
- Kind code



Search by CAS number

■ CAS83-88-5

ADVANCED SEARCH ▾

✓
CHEM:(CAS83x88x5)

Query Assistant [Query Examples](#)

本发明还涉及所述洗手液在日化用品中的应用。

优选的，所述日化用品为洗手巾，所述洗手液吸附于所述洗手巾上。

优选的，所述洗手液通过喷涂或浸泡的方法吸附至所述洗手巾上。

进一步的，所述洗手巾为棉浆纸、木浆纸或无纺布中的一种制成。

本发明中各组分的性质如下：

维生素B1，化学式 $C_{12}H_{16}N_4OS \cdot HCl$ ，为白色晶体，在有氧化剂存在时容易被氧化产生脱氢硫胺素，后者在有紫外光照射时呈现蓝色荧光。

维生素B2，化学式： $C_{17}H_{20}N_4O_6$ ，又叫核黄素，微溶于水，CAS号：83-88-5；为体内黄酶类辅基的组成部分，当缺乏时，就影响机体的生物氧化，使代谢发生障碍。

维生素C，化学式 $C_6H_8O_6$ ，又称L-抗坏血酸，为酸性己糖衍生物，是稀醇式己糖酸内酯，是高等灵长类动物与其他少数生物的必需营养素。

十二烷基硫酸钠，白色或淡黄色粉状，溶于水，对碱和硬水不敏感，CAS号：83-88-5，在日化行业用作乳化剂、灭火剂、发泡剂及纺织助剂，主要用作牙膏和膏状、粉状、洗发香波的发泡剂。

丙三醇，俗称甘油，是无色味甜澄明黏稠液体，无臭、有暖甜味，CAS号：56-81-5，在日化行业可用作软化剂、润滑剂或塑化剂。可与水以任何比例互溶，低浓度丙三醇溶液可做润滑油对皮肤进行滋润。

羧甲基纤维素钠，又名羧甲基纤维素钠盐，为白色纤维状或颗粒状粉末。无臭、无味、无味、有吸湿性，不溶于有机溶剂。CAS号：9004-32-4，在日用化学工业中用作黏结剂、抗再沉凝剂。

羊毛脂，是附着在羊毛上的一种分泌油脂，为淡黄色或棕黄色的软膏状物；有黏性而滑腻；臭微弱而特异。CAS号：8006-54-0，羊毛脂在氯仿或乙醚中易溶，在热乙醇中溶解，在乙醇中极微溶解。日用化学工业制造防裂膏、冷霜、高级香皂，对保护皮肤防止裂口具有特殊的效能。


硬脂酸钠，又名十八酸钠，为白色细微粉末或块状固体，CAS号：822-16-2，有滑腻感，有脂肪味，在空气中有吸水性。微溶于冷水，溶于热水或醇溶液，水溶液因水解而呈碱性。在日用化学工业中用作洗涤剂，用于控制漂洗过程中的泡沫。

本发明的有益效果为：



Compound + keywords + wildcard

CHEM:(BSYNRYMUTXBXSQ-UHFFFAOYSA-N)


 11,163 results Offices all Languages all Stemming true Single Family Member false

Sort: Relevance ▼ Per page: 100 ▼ View: All+Image ▼

< 1 / 112 >



CHEM:(BSYNRYMUTXBXSQ-UHFFFAOYSA-N) AND EN_ALL: (antipyre* OR analog*)

 187,231 results Offices all Languages all Stemming true Single Family Member false

Sort: Relevance ▼ Per page: 100 ▼ View: All+Image ▼

< 1 / 1,873 >

1 2212274 ROOM TEMPERATURE STABLE NON-CRYSTALLINE ASPIRIN

CHEM:(BSYNYRMUTXBXSQ-UHFFFAOYSA-N) AND EN_ALL: (antipyre* OR analog*)



73,869 results Offices all Languages all Stemming true Single Family Member false

Sort: Relevance ▼ Per page: 100 ▼ View: All+Image ▼

< 1 / 739 >

1. **2027860** THE USE OF NICOTINE, **ANALOGUES** THEREOF, PRECURSORS THEREOF OR DERIVATIVES THEREOF IN THE TREATMENT OF DISEASES CAPABLE OF IMPROVEMENT WITH ALPHA-MSH ADMINISTERED IN PROPHYLACTIC OR THERAPEUTIC FORM

Int.Class [A61K 31/465](#) ⓘ Appl.No 06747531 Applicant SOLIS HERRERA ARTURO Inventor SOLIS HERRERA ARTURO

This invention protects the use of nicotine, **analogues** thereof precursors thereof or its derivatives for treatment of inflammatory, infectious, candidal or other diseases of the central nervous system, of kidneys, the lungs, liver], depression, obesity, bone disease and the like, which can be improved by means of intensification of the effect of the hormone given the fact that this hormone has extraordinary properties: e.g. , it has an **antipyretic** potency 20,000 times as great as acetaminophen, its antimicrobial activity is greater than gentamycin, gentamycin, it is the best anticandidiasis known; it inhibits apoptosis of various stem cells, and significantly modulates the immune reactions, and therefore its release may have significant therapeutic potential. This patent protects the use of nicotine, **analogues** thereof, precursors thereof or its derivatives and/or reducing the bioavailability of \pm -MSH in blood and/or central or peripheral tissues to accentuate or diminish the effect of the \pm -MSH by means of its effect on the corresponding receptors of any cell, tissue or organ in the body, administered for therapeutic and/or prophylactic purposes in the short term.

2. **4812446** PHARMACEUTICAL PRODUCTS PROVIDING ENHANCED ANALGESIA

Int.Class [A61K 31/13](#) ⓘ Appl.No 07074655 Applicant The Procter & Gamble Company Inventor Brand Larry M.

An analgesic composition comprising capsaicin or a capsaicin **analogue** and an analgesic selected from the class of non-steroidal anti-inflammatory drugs is disclosed. This combination has been found to exhibit unexpectedly enhanced analgesic activity in humans and lower animals without a corresponding increase in side effects.

Antipyretic in Japanese?

CROSS LINGUAL EXPANSION ▾

Search terms... *

antipyretic

Query Language"

English ▾

The language of your query

Expansion Mode:

Automatic

Supervised

Use the **Supervised** mode to select the technical domains, the relevant variants, the languages to translate your query to and the fields to search by

Precision level ▾

High

Influences the precision of the suggested variants.

Highest level considers only the most relevant ones (less suggested variants)

Lowest level considers the less relevant as well (more suggested variants)

Search

EN_AB:("antipyretic") OR FR_AB:("antipyrétique") OR DE_AB:("antipyretischer" OR "Fieber erniedrigender" OR "Antipyretikum" OR "fiebersenkende") OR ES_AB:("antipireticas" OI



48,388 results Offices all Languages all Stemming true Single Family Member false



FULL QUERY

Close

Edit

EN_AB:("antipyretic") OR FR_AB:("antipyrétique") OR DE_AB:("antipyretischer" OR "Fieber erniedrigender" OR "Antipyretikum" OR "fiebersenkende") OR ES_AB:("antipireticas" OR "antipertico" OR "antipirectica") OR PT_AB:("antipirética") OR JA_AB:("解熱") OR RU_AB:("жаропонижающую" OR "антипиретической" OR "проявляющие антипиренную" OR "жаропонижающей активностью") OR ZH_AB:("解热" OR "退热" OR "清热") OR IT_AB:("antipiretica" OR "antiprietica") OR SV_AB:("antipyretisk" OR "feberbehandlings") OR NL_AB:("antipyretische") OR DA_AB:("antipyretiske" OR "antipyretisk")

CHEM:(BSYNYRMUTXBXSQ-UHFFFAOYSA-N) AND JA_AB:(“解熱”)



65 results Offices all Languages all Stemming true Single Family Member false



Sort: Relevance ▼ Per page: 100 ▼ View: All+Image ▼

< 1/1 >

Download ▼ Machine translation

1. **2008518914** COMPOSITIONS COMPRISING ACETAMINOPHEN, CAFFEINE AND OPTIONALLY AN ALKALINE SUBSTANCE TO ENHANCE ABSORPTION

JP - 05.06.2008

Int.Class [A*661K31/167](#) Appl.No 2007539060 Applicant ノバルティス アーゲー Inventor ロン・リユー

analgesia/ An effective amount of acetaminophen, caffeine, and optionally a first analgesic containing aspirin/ The active expression of the antipyretic composition is analgesia to the first composition/ At least one alkaline material is included to accelerate the onset of antipyretic activity, thereby increasing the production of the second composition. The second composition comprising the alkaline material is biologically equivalent to the first composition, but is more analgesic than the first composition/ The expression of the antipyretic activity is fast



2. **2003171266** ANTIPIRETTIC PREPARATION CONTAINING XYLITOL

JP - 17.06.2003

Int.Class [A61K31/047](#) Appl.No 2002358676 Applicant ROQUETTE FRERES Inventor WILS DANIEL

PROBLEM TO BE SOLVED: To provide an antipyretic preparation to be administered by any means except for oral administration.

SOLUTION: The antipyretic preparation is composed of an antipyretic agent and a synergistically active amount of xylitol. The antipyretic agent content is 2-100 mg and the xylitol content is 0.5-15 g wherein the content means the daily dose per 1 kg body-weight.

COPYRIGHT: [C]2003.JPO

	温度上昇 (°C)	再発のポジティブコントロールと比較した差異 (%)
バッチ 1	0.35	—
バッチ 2	2.95	0
バッチ 3	1.57	4.6
バッチ 4	2.73	7.5
バッチ 5	0.82	7.2

Combine with applicant

✓ Please enter a valid field... [for use UP/DOWN keys, and TAB or ENTER to select]

CHEM:(BSYNRYMUTXBXSQ-UHFFFAOYSA-N) AND app

Applicant Address

Applicant Address Country

Applicant All Data

Applicant Name

Applicant Nationality

Applicant Residence

Application Date

Application Number

Main Applicant Name

National Phase Application Number

ADVANCED SEARCH ▾



CHEM:(BSYNRYMUTXBXSQ-UHFFFAOYSA-N) AND PA:novartis

Query Assistant [Query Examples](#)

1. WO2003033001 - COMBINATIONS COMPRISING COX-2 INHIBITORS AND ASPIRIN

PCT Biblio. Data	Description	Claims	National Phase	Notices	Compounds	Documents
------------------	-------------	--------	----------------	---------	-----------	-----------

Latest bibliographic data on file with the International Bureau

[PermaLink](#) [Machin](#)

Publication Number

WO/2003/033001

Publication Date

24.04.2003

International Application No.

PCT/EP2002/011380

International Filing Date

10.10.2002

Chapter 2 Demand Filed

13.03.2003

IPC

[A61K 31/365 \[2006.01\]](#)

[A61K 31/415 \[2006.01\]](#)

[A61K 31/60 \[2006.01\]](#)

[A61K 45/06 \[2006.01\]](#)

View more classifications

Applicants

NOVARTIS AG [CH/CH]; Lichtstasse 35 CH-4056
Basel, CH [AE, AG, AL, AM, AU, AZ, BA, BB, BE, BG,
BR, BY, BZ, CA, CH, CN, CO, CR, CU, CY, CZ, DE, DK,
DM, DZ, EC, EE, ES, FI, FR, GB, GD, GE, GH, GR, HR,
HU, ID, IE, IL, IN, IS, IT, JP, KE, KG, KP, KR, KZ, LC,
LK, LT, LU, LV, MA, MC, MD, MK, MN, MX, NL, NO, NZ,
OM, PL, PT, RO, RU, SE, SG, SI, SK, TJ, TM, TN,

Title

[EN] COMBINATIONS COMPRISING COX-2 INHIBITORS AND ASPIRIN

[FR] COMBINAISONS CONTENANT UN INHIBITEUR DE COX-2 ET DE L'ASPIRINE

Abstract

[EN]

A pharmaceutical compisition is provided for treatment of conditions in mammals which are responsive to COX-2 inhibition which comprises COX-2 inhibitor and low-dosa aspirin for simultaneous, sequential or separate use.

[FR]

L'invention se rapporte à une composition pharmaceutique utile dans le traitement d'états chez les mammifères qui sont réceptifs à l'inhibition de la COX-2, comprenant à la fois un inhibiteur de COX-2 et de l'aspirine faiblement dosée pour une utilisation simultanée, séquentielle ou séparée.

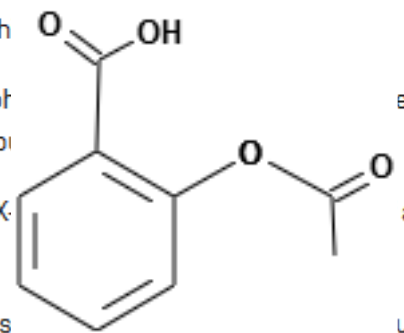
Also published as

[N020041432](#) [MXPA/a/2004/003365](#) [KR1020040044891](#) [VN9290](#) [ZA2004/01302](#) [IL160620](#) [EP1435968](#) [JP2005505606](#) [US20040235802](#) [US20040235803](#)

[CN1625405](#) [CA2458981](#) [NZ532158](#) [AU2002342814](#) [AU2006249254](#) [ID039.128](#)

It has been proposed to treat a condition selected from the group consisting of acute coronary ischemic syndrome, thrombosis, thromboembolism, thrombotic and first or subsequent thrombotic stroke, in a patient having the condition, comprising administering to the patient a therapeutically effective amount of an antiplatelet agent and a therapeutically effective amount of a COX-2 inhibitor [US Patent No. 6,136,804; Merck]. This combination therapy is stated to provide enhanced treatment options as compared to administering the antiplatelet agent alone. Aspirin is identified as an antiplatelet agent that may be used in this combination therapy and recommended for use at dosages generally in the range of 75 to 325 mg per day. It is found, in accordance with the present invention, that diseases involving platelet aggregation, such as those identified above, may be treated or avoided during treatment with a COX-2 inhibitor administered in combination with aspirin at dosages as described above and furthermore that particular advantageous results are obtained if a 5-alkyl-2-substituted salicylic acid is used in combination with aspirin as antiplatelet inhibitor.

Accordingly the present invention provides a pharmaceutical composition comprising a COX-2 inhibitor and low-dose aspirin, for simultaneous or sequential administration. Further the invention provides the use of a COX-2 inhibitor for the treatment of conditions in mammals which are responsive to COX-2 inhibition.



In a further embodiment the invention provides the use of a COX-2 inhibitor in combination with low-dose aspirin.

Yet further the invention provides use of low-dose aspirin to treat acute coronary ischemic syndrome, thrombosis, thromboembolism, thrombotic occlusion and myocardial infarction, and first or subsequent thrombotic stroke, in a patient having the condition, when the low-dose aspirin is administered in combination with an effective amount of a COX-2 inhibitor. Aspirin is administered together with the COX-2 inhibitor for cardio-protection, e.g. in view of the anti-platelet aggregation activity of aspirin.

In the present description the term "treatment" includes both prophylactic or preventative treatment as well as curative or disease modifying treatment, including treatment of patients suspected to have contracted the disease as well as ill patients. In preferred embodiments of the invention "treatment" comprises primary or secondary prevention.

The invention is generally applicable to the treatment of conditions in mammals which are responsive to COX-2 inhibition. For instance, for the treatment of cyclooxygenase mediated inflammation, pyresis, pain, osteoarthritis, rheumatoid arthritis, migraine headache, neurodegenerative diseases (such as multiple sclerosis), Alzheimer's disease and cancer. COX-2 inhibitors are further useful for the treatment of neoplasia particularly neoplasia that produce prostaglandins or express cyclooxygenase, including both benign and cancerous tumors, growths and polyps. COX-2 inhibitors may be employed for the treatment of any neoplasia as for example in US Patent Publication No. WO 98/16227, published 23 April 1998, in particular epithelium cell-derived neoplasia. COX-2 inhibitors are in particular useful for the treatment of breast cancer and, especially gastrointestinal cancer, for example cancer of the colon, and skin cancer, for example squamous cell or basal cell cancers and melanoma.

The compositions, uses and methods of the present invention represent an improvement to existing therapy of conditions in mammals which are responsive to COX-2 inhibition.

Combine with a country

REFINE OPTIONS

Close

Search

Offices

All

- All
- PCT
- Africa
 - African Regional Intellectual Property Organization [ARIPO]
 - Kenya
 - South Africa
- ARABPAT
 - Egypt
 - Saudi Arabia
 - Jordan
 - Tunisia
 - Morocco
- Americas
 - Canada
 - United States of America
- LATIPAT
 - Argentina
 - Colombia
 - Dominican Republic
 - Brazil
 - Costa Rica
 - Ecuador
 - Chile
 - Cuba
 - El Salvador

Combine 2 compounds

Convert structure

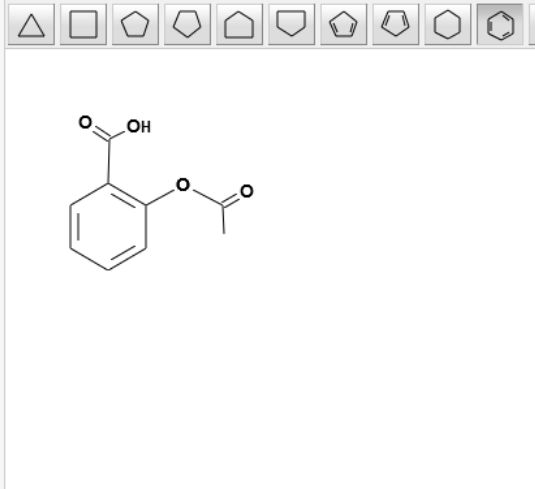
Structure editor

SubStructure

Upload structure

Search type
Compound name

Type an accepted name, commercial name, CAS name, IUPAC name
aspirin|



Untitled - Notepad

File Edit Format View Help

BSYNRYMUTXBXSQ-UHFFFAOYSA-N |

InChI: InChI=1S/C9H8O4/c1-6(10)13-8-5-3-2-4-7(8)9(11)12/h

InChIKey: BSYNRYMUTXBXSQ-UHFFFAOYSA-N

Molecular Formula: C9H8O4

Molecular Weight: 180.1598 G/mol

Search for scaffold

Offices

All

The present invention relates to orally disintegrating tablets, useful in particular for the treatment of pain, comprising a fixed dose combination of acetylsalicylic acid, acetaminophen, caffeine and corresponding manufacturing processes.

In an effort to develop more convenient dosage forms with an increased likelihood of improved compliance for certain product indications and patient populations, solid dosage forms are developed that can be ingested simply by placing them in the oral cavity, e.g. on the tongue. The products are designed to disintegrate rapidly on contact with saliva, thus eliminating the need to chew the tablet, swallow an intact tablet, or take the tablet with any liquids [7, 8, 9].

A fixed dose combination is a pharmaceutical preparation which contains one or more active pharmaceutical ingredients combined in a single dosage form presented in certain fixed doses. Typically, these fixed dose combination drug products offer benefits over the individually dosed single dose preparations, e.g. efficacy, dose reduction, ease of administration, safety, convenience, compliance.

A known fixed dose combination for the treatment of pain is the triple combination of acetylsalicylic acid, acetaminophen and caffeine. A triple combination of the above ingredients is also listed as a drug product with specifications within USP 31; the monograph is entitled "Acetaminophen, Aspirin and Caffeine Tablets"

[1]-

Acetylsalicylic acid, also known as aspirin (USAN), is 2[acetyloxy]benzoic acid, C₉H₈O₄, with a molecular mass of 180.157. Acetylsalicylic acid is slightly soluble in water, freely soluble in alcohol and soluble in chloroform and ether in air but hydrolyses in contact with moisture to acetic and salicylic acids. Its pK_a-value is 3.49. Acetylsalicylic acid exhibits:

Acetylsalicylic acid has a slightly bitter and pronounced acidic taste. Acetylsalicylic acid is used as an analgesic to relieve pain and inflammation. Due to its anti-clotting effect, acetylsalicylic acid (aspirin) is also indicated in long-term

Acetaminophen (USAN), also termed paracetamol, is N-[4-hydroxyphenyl]acetamide, C₈H₉NO₂, with a molecular mass of 151.15. Acetaminophen is sparingly soluble in water, soluble 1 in 20 of boiling water, and in 1 in 10 of alcohol. The compound is very slightly soluble in ether and in methylene chloride. Its pK_a-value is 9.38. The compound has a pronounced bitter taste. The drug substance is widely used as analgesic compound and antipyretic medication. In combination with non-steroidal anti-inflammatory drugs or opioid analgesics, acetaminophen is used also in the management of more severe pain [2].

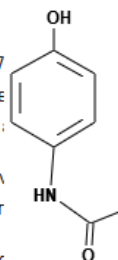
Caffeine, which is 1,3,7-trimethyl-1H-purine-2,6[3H,7H]-dione, C₈H₁₀N₄O₂, with a molecular mass of 194.19 g/mol. Caffeine, CAS 58-08-2, appears as odourless, white needles or powder, which sublime readily. Caffeine is sparingly soluble in water and freely soluble in boiling water and in chloroform. Caffeine is slightly soluble in dehydrated alcohol and in ether. Its pK_a-value is in the order of 0.6. The compound has a pronounced, long lasting, distinct bitter taste [2].

Drug products comprising these active ingredients in a certain ratio are known for decades, e.g. in 1946 Germany's Dr. Karl Thomae GmbH developed Thomapyrin[®] and Bristol-Myers Squibb introduced its Excedrin[®] Extra Strength within the United States within the early 60ties. Both products are non-prescription, over-the-counter pain relievers [3, 4].

The current German Thomapyrin[®] drug product (Thomapyrin[®] classic) comprises 250 mg acetylsalicylic acid, 200 mg acetaminophen and 50 mg caffeine. The current marketed drug product is formulated as an immediate release tablet.

Immediate release Excedrin Extra Strength for the US market comprises 250 mg acetylsalicylic acid, 250 mg acetaminophen and 65 mg caffeine. In contrast to the European product, the US preparation contains slightly higher drug substance loads for acetaminophen and caffeine, i.e. 50 mg and 15 mg, respectively. In addition, the US product is formulated as film-coated tablet instead of a plain tablet.

Paracetamol



salicylic acid, CAS 50-78-2, appears as colourless or white crystals or white powder. Salicylic acid should be stored in airtight containers. The compound is stable in air but hydrolyses in contact with moisture to acetic and salicylic acids. Its pK_a-value is 3.49. Acetylsalicylic acid exhibits:

Acetylsalicylic acid has a slightly bitter and pronounced acidic taste. Acetylsalicylic acid is used as an analgesic to relieve pain and inflammation. Due to its anti-clotting effect, acetylsalicylic acid (aspirin) is also indicated in long-term

Acetaminophen (USAN), also termed paracetamol, is N-[4-hydroxyphenyl]acetamide, C₈H₉NO₂, with a molecular mass of 151.15. Acetaminophen is sparingly soluble in water, soluble 1 in 20 of boiling water, and in 1 in 10 of alcohol. The compound is very slightly soluble in ether and in methylene chloride. Its pK_a-value is 9.38. The compound has a pronounced bitter taste. The drug substance is widely used as analgesic compound and antipyretic medication. In combination with non-steroidal anti-inflammatory drugs or opioid analgesics, acetaminophen is used also in the management of more severe pain [2].

Combine with dates/IPC

✓
CHEM:(BSYNRYMUTXBXSQ-UHFFFAOYSA-N) AND (AD:2018 OR PD:2018)

✓
CHEM:(BSYNRYMUTXBXSQ-UHFFFAOYSA-N) AND DP: [2018 TO 2019]

✓
CHEM:(BSYNRYMUTXBXSQ-UHFFFAOYSA-N) AND IC:C01

Restrict to the *claims* field

- CHEM:((BSYNRYMUTXBXSQ-UHFFFAOYSA-N BEFORE1000 description) AND (claims BEFORE1000 BSYNRYMUTXBXSQ-UHFFFAOYSA-N))

Can I search?

- CAS name
- Enantiomer
- Monomer
- Stereoisomer
- Transition metal complex like cisplatin
- Antibody sequence
- Compound within genus
- Inorganic cluster
- Intermediate and impurity search
- Metal-organic framework
- Peptide
- Polymer
- Polymorphs
- Poly(vinyl alcohol)
- Protein sequences
- Reaction search
- Table that contains structures



Future/past webinars:

PATENTSCOPE Webinars

WIPO offers free online seminars (webinars) to deliver information, training and updates on the [PATENTSCOPE Search System](#). If you or your organization are interested in a webinar on a specific topic, please [contact us](#).

Note – Participants should connect to the webinar 15-20 minutes before the starting time. Slides from all webinars will be archived.

wipo.int/patentscope/en/webinar

Register for upcoming webinars

Chemical searches in PATENTSCOPE

March 16, 2021 (English) 17:30 Geneva time

Online registration

Chemical searches in PATENTSCOPE

March 18, 2021 (English) 08:30 Geneva time

Online registration

Flash webinar: patent families and more in PATENTSCOPE

March 23, 2021 (English) 17:30 - 18:15 Geneva time

Online registration

Flash webinar: patent families and more in PATENTSCOPE

March 25, 2021 (English) 08:30 - 09:15 Geneva time

All PATENTSCOPE webinars

Platform Requirements

Please see the [system requirements](#) for attendees of our webinars.

Global Brand Database, Global Design Database

Webinars:

- <https://www.wipo.int/reference/en/branddb/webinar/index.html>
- <https://www.wipo.int/reference/en/designdb/webinar/index.html>





patentscope@wipo.int