



# Operational overview Madrid - Roundtable

Asta Valdimarsdottir, Director  
Operations Division  
Madrid Registry

Geneva  
October 29, 2013

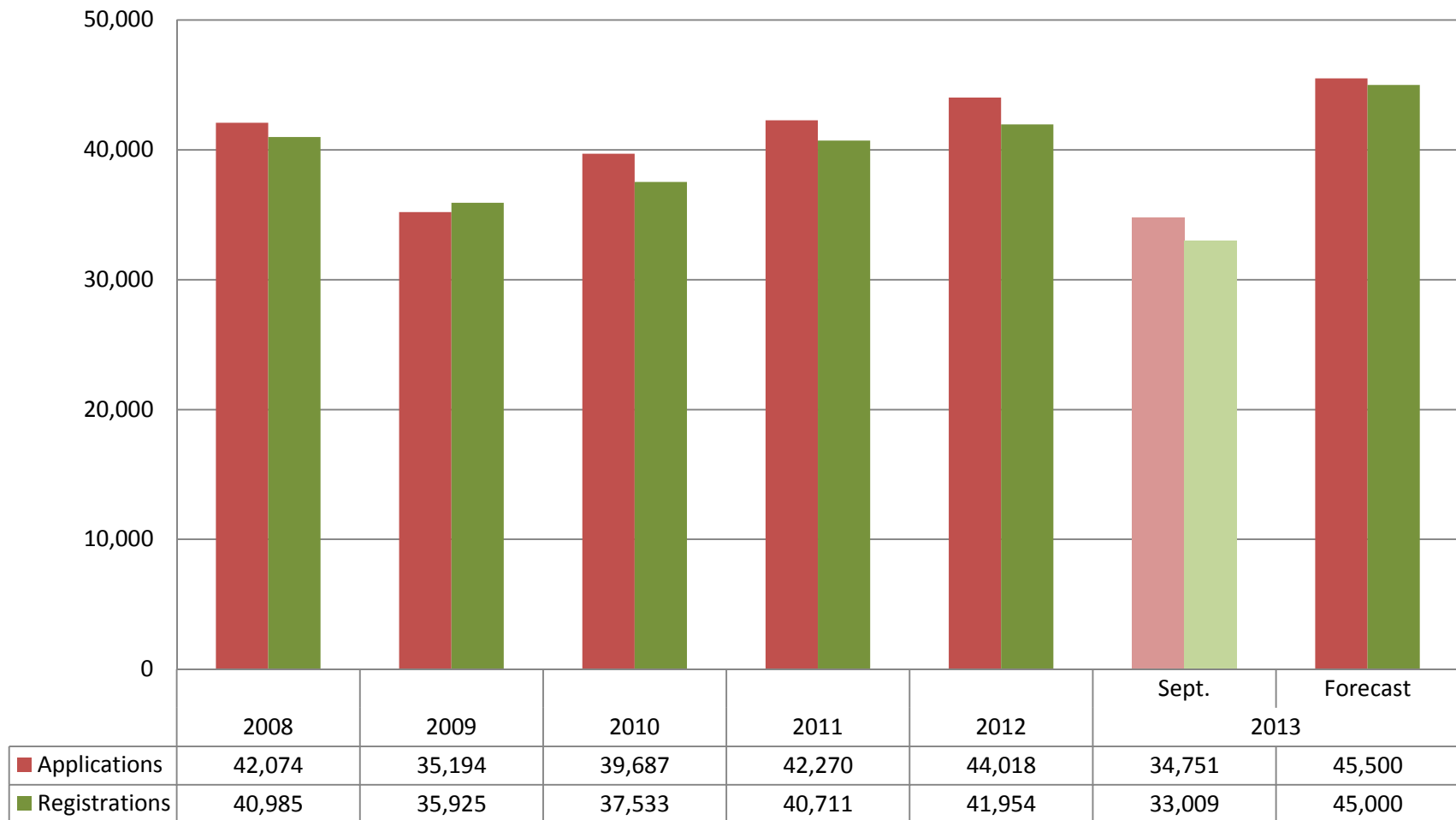
# The overview

- Figures
- Filing trends
- New services
  - Statistics for National Offices
  - Web forms – subsequent designations
  - Client Records Unit
  - Other news

# The main work in Operations

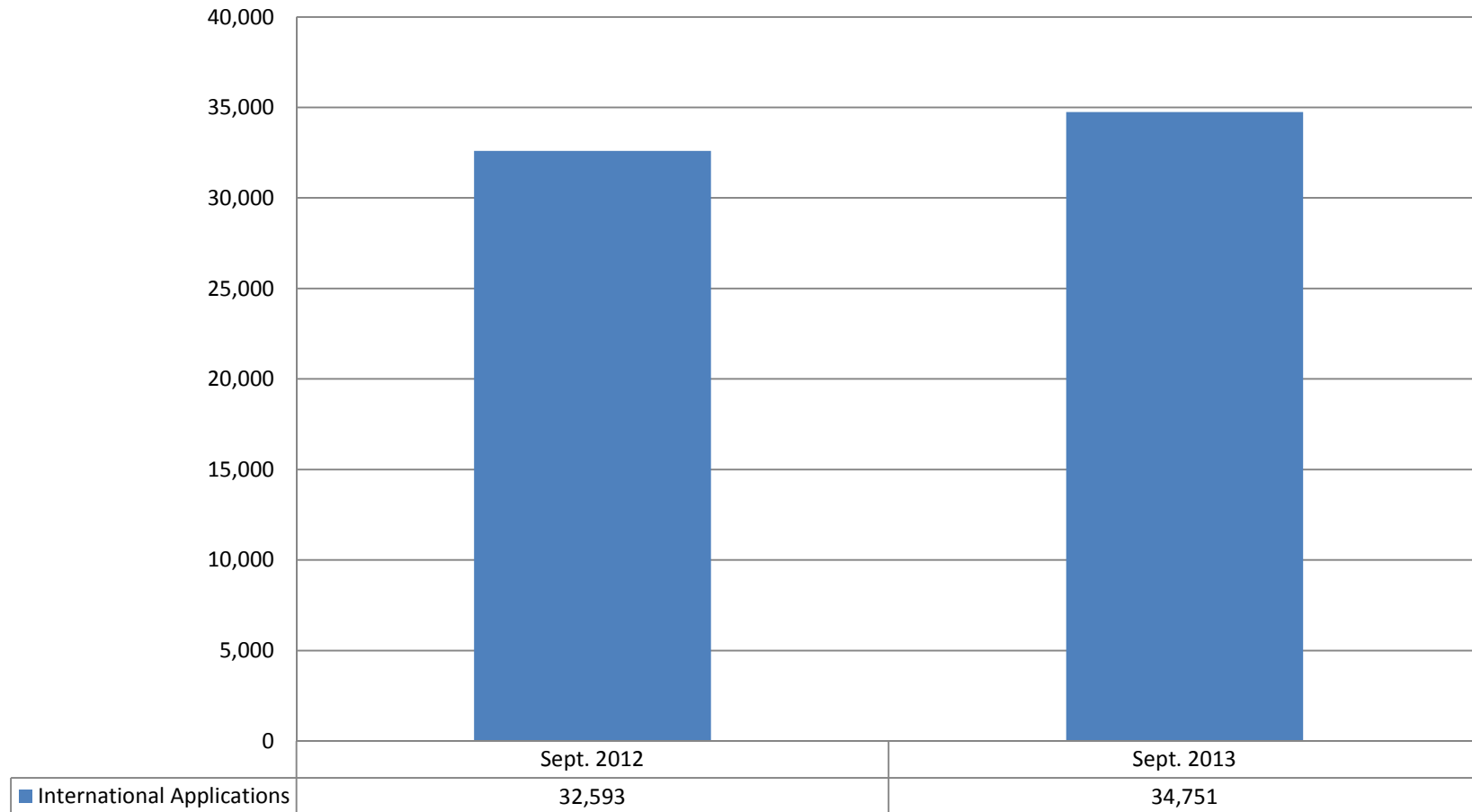
- Applications
- Modifications
- Decisions by Offices
- Renewals
- Corrections

# International Applications vs Registrations



# International Applications

**Growth: 6.6%**



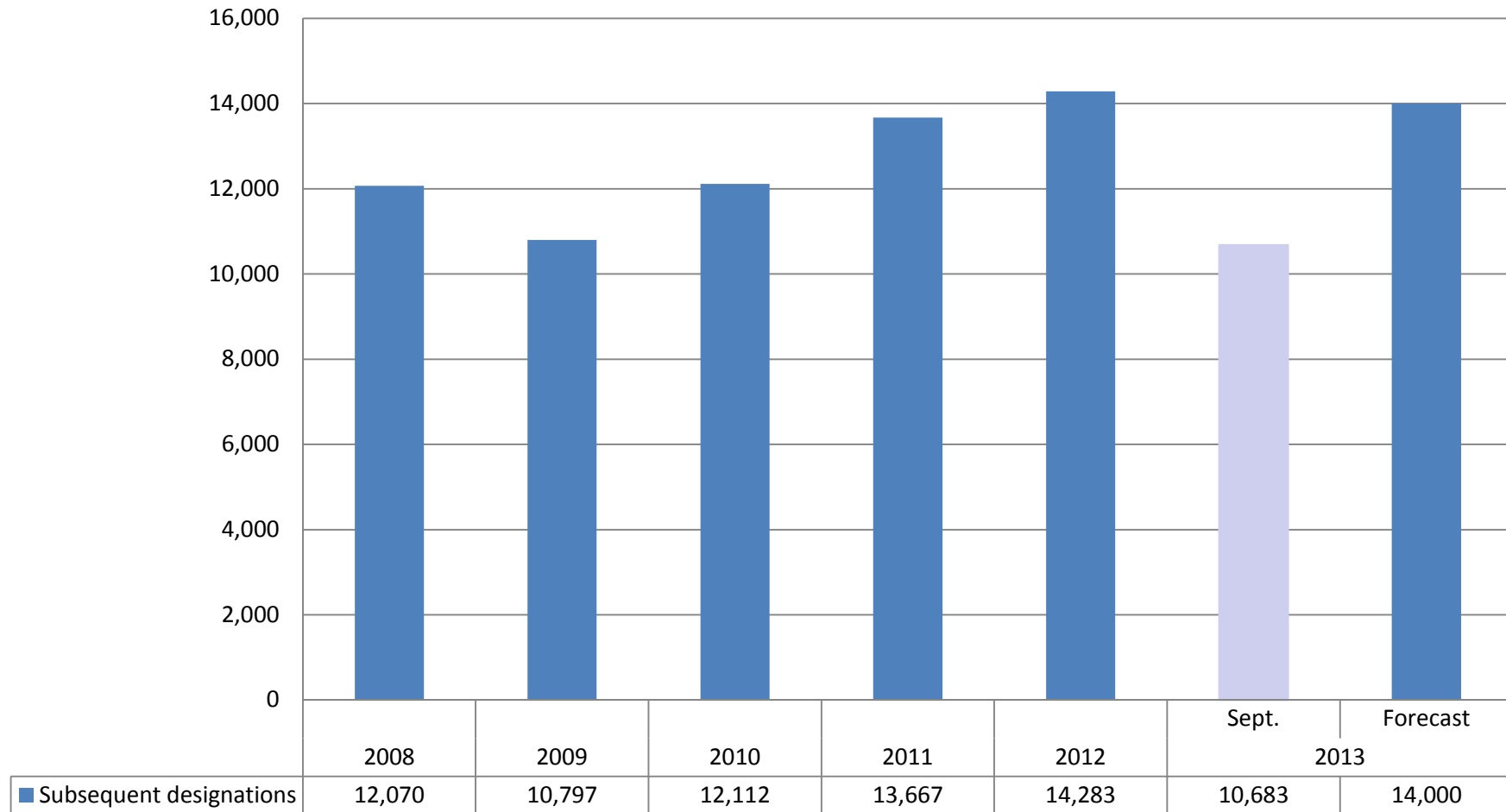
# Top filing Contracting Parties

	Sept. 2012	Sept. 2013	Growth
European Union	4,691	5,511	17.5%
United States of America	4,124	4,469	8.4%
Germany	3,286	3,366	2.4%
France	2,783	2,865	2.9%
Switzerland	1,986	2,210	11.3%
Italy	1,786	1,689	-5.4%
China	1,405	1,654	17.7%
Benelux	1,309	1,393	6.4%
Japan	1,537	1,368	-11.0%
United Kingdom	1,135	1,207	6.3%
Others	8,551	9,030	5.6%
Total	32,593	34,762	6.65%

# Top designated Contracting Parties

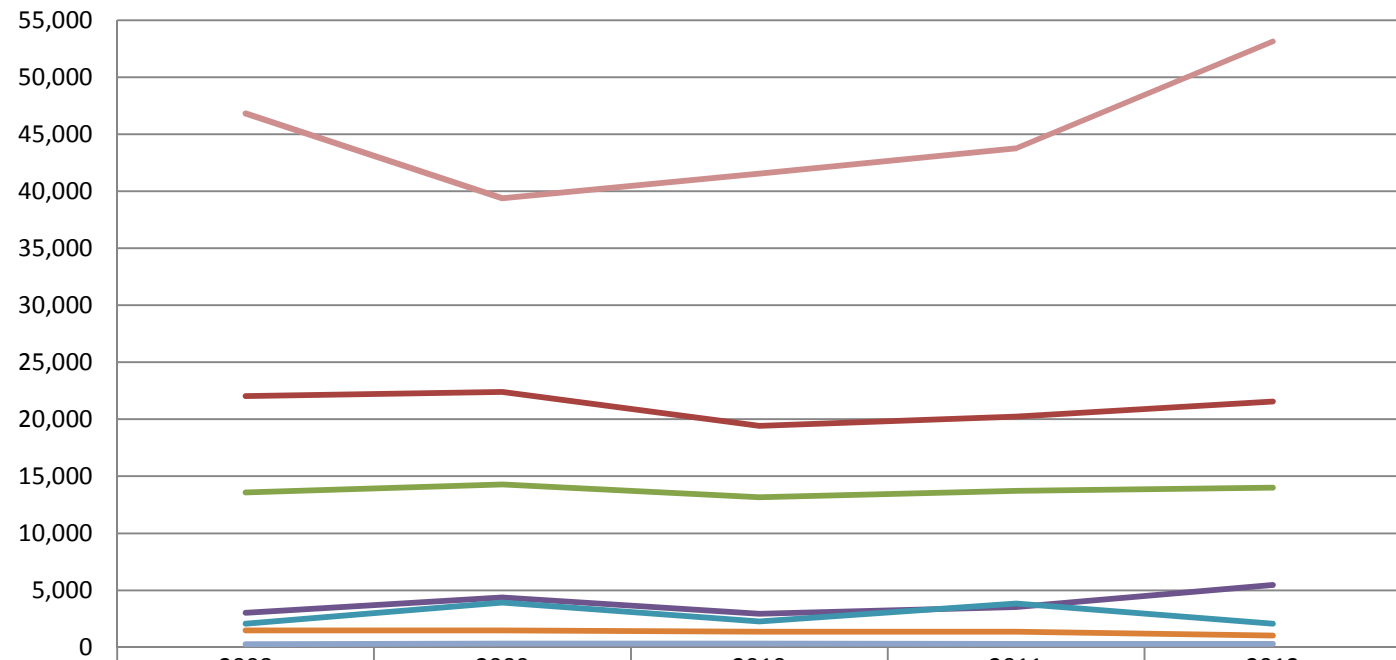
	Sept. 2012	Sept. 2013	Growth
China	13,190	15,080	14.3%
Russian Federation	10,973	13,720	25.0%
European Union	11,128	13,091	17.6%
United States of America	10,783	12,968	20.3%
Switzerland	9,078	9,903	9.1%
Japan	8,236	9,842	19.5%
Australia	6,939	8,737	25.9%
Republic of Korea	6,644	8,189	23.3%
Turkey	6,563	7,332	11.7%
Ukraine	6,332	7,193	13.6%
Others	130,618	155,435	19.0%
Total	220,484	261,490	18.6%

# Subsequent designations (SD)



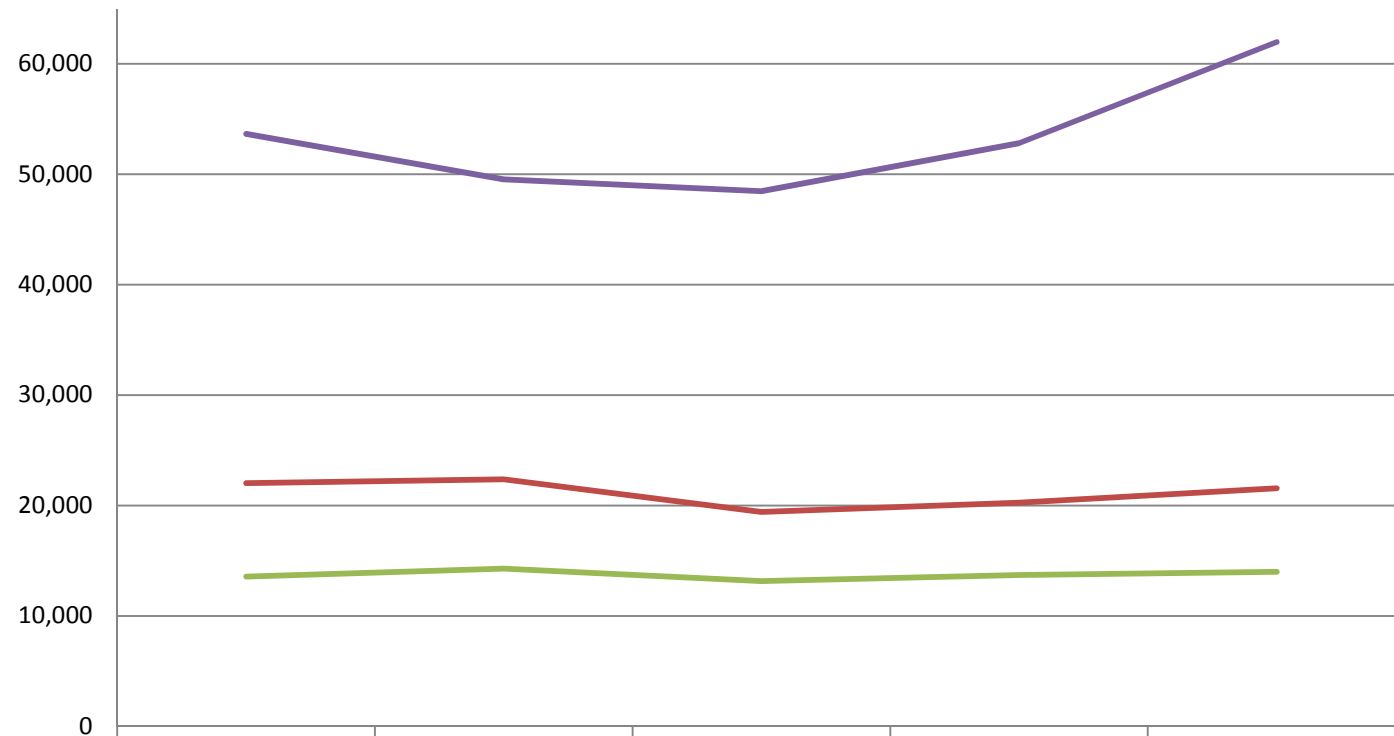


# Modifications



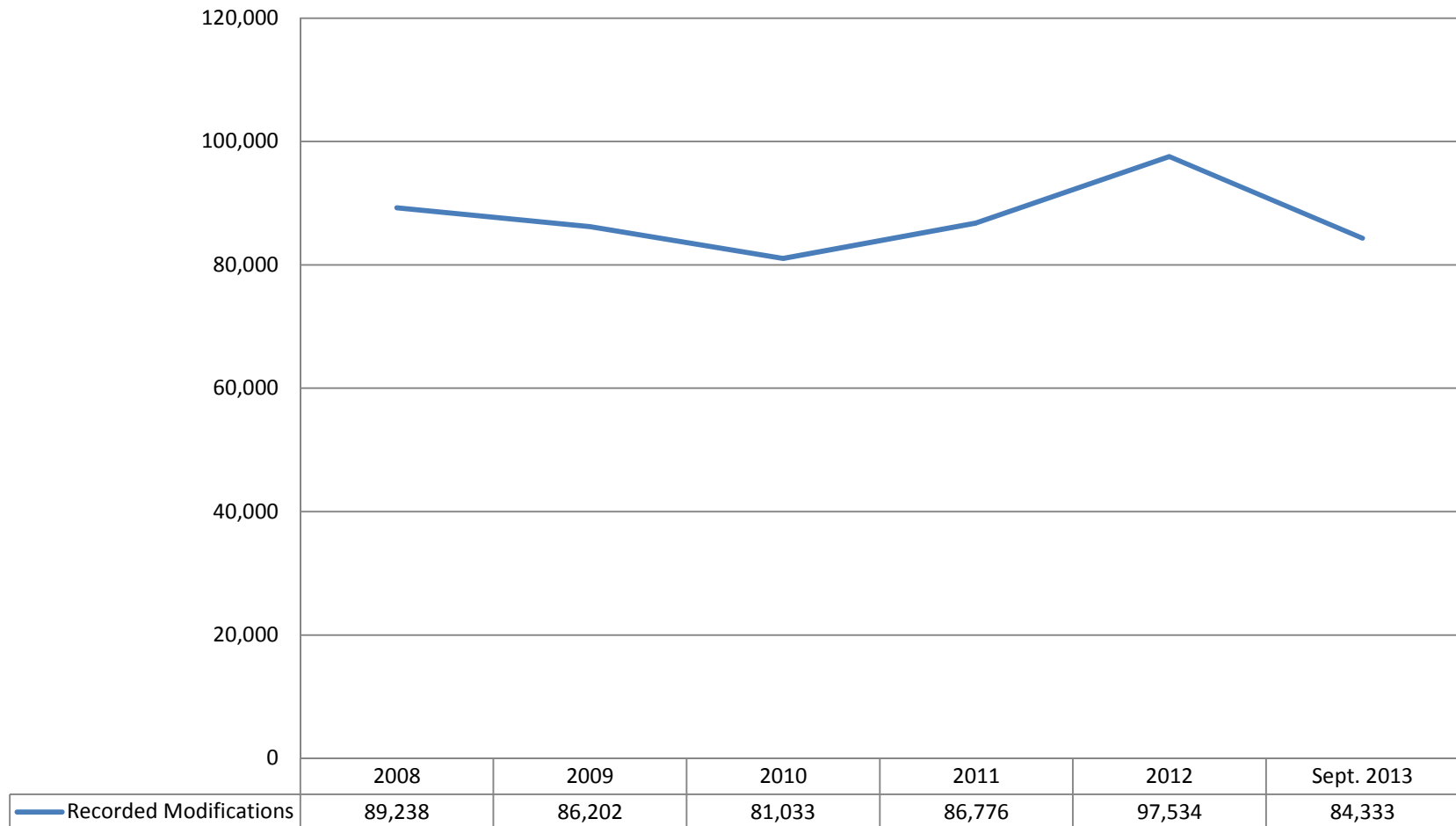
	2008	2009	2010	2011	2012
Recorded Modifications	89,238	86,202	81,033	86,776	97,534
Name/address of the holder	22,029	22,384	19,415	20,246	21,550
Changes in ownership	13,568	14,294	13,155	13,711	14,008
Limitations of the list of G&S	3,019	4,379	2,948	3,533	5,463
Ceasing of Effect	2,062	3,934	2,277	3,838	2,061
Renunciations	1,479	1,494	1,369	1,368	1,019
Cancellations by holder	272	342	328	311	296
Other (representation, corrections, ...)	46,809	39,375	41,541	43,769	53,137

# Modifications



	2008	2009	2010	2011	2012
Total Recorded Modifications	89,238	86,202	81,033	86,776	97,534
— Name/address of the holder	22,029	22,384	19,415	20,246	21,550
— Changes in ownership	13,568	14,294	13,155	13,711	14,008
— Others	53,641	49,524	48,463	52,819	61,976

# Modifications



# Decisions by Designated Contracting Parties

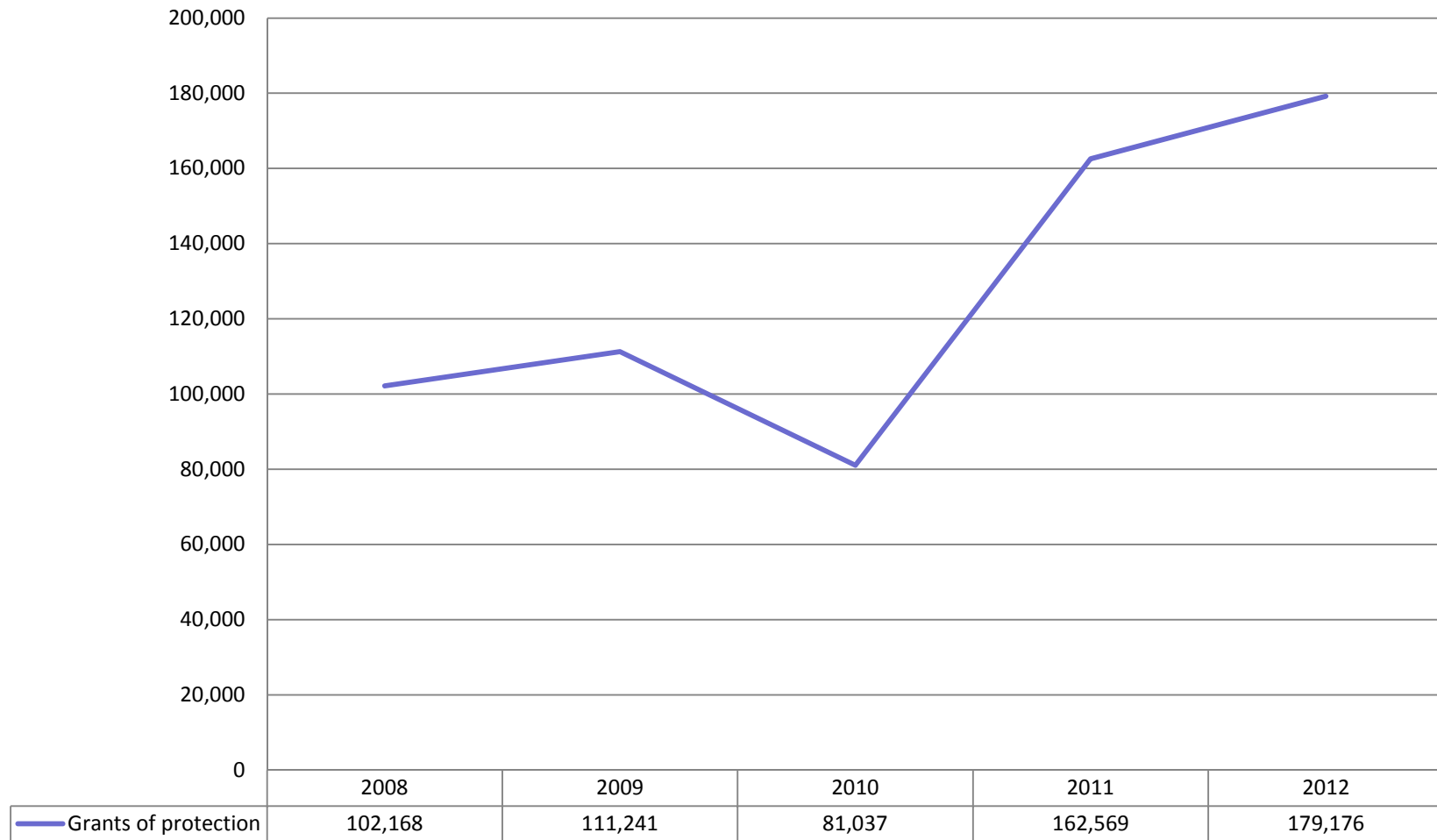
- Grants of Protection – Rule 18*ter*(1)
- Provisional Refusals – Rule 17
- Extensions of the time-limit for refusals based on opposition – Rule 16
- Final decisions following a refusal – Rule 18*ter*(2) and (3)
- Further decision – Rule 18*ter*(4)
- Interim Status – Rule 18*bis*

# Communications concerning the status of protection in designated Contracting Parties – 2012

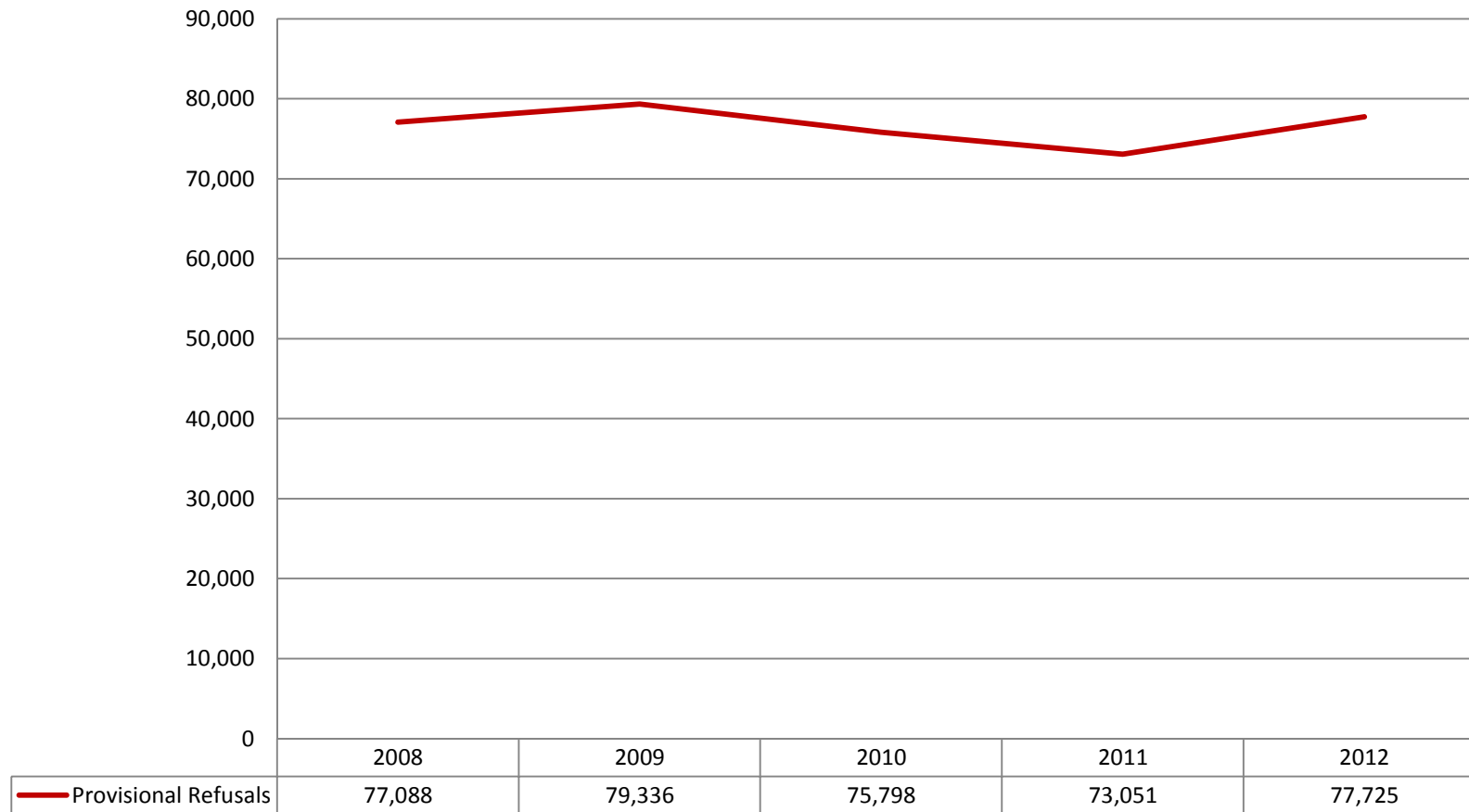
Designations in applications	282,605
Subsequent designations	45,417
Total	328,019

Grants of protection	179,176	54.63%
Provisional refusals	77,726	23.69%
Silence	71,117	21.68%

# Grants of Protection

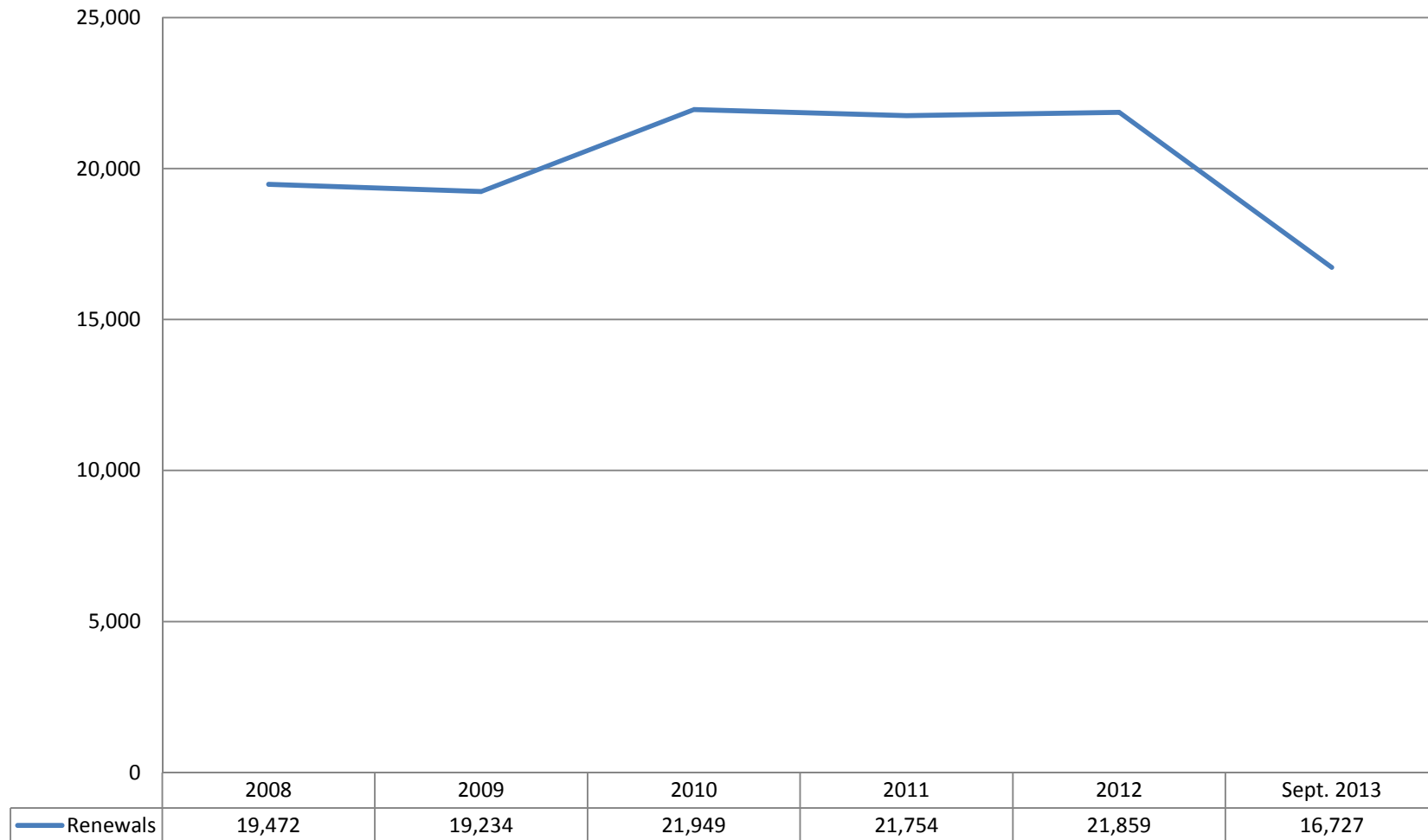


# Average Refusal Rate



- Refusal rates vary between Contracting Parties – from 0 to 91.02%
- The average provisional refusal rate in 2012 was 23.70 %

# Renewals





# Other services – telephone calls

- From January to September 1
  - Customer service unit – 18,556 calls
  - Madrid team 1 – 2,925 calls
  - Madrid team 2 – 1,588 calls
  - Madrid team 3 – 1,262 calls
  - Client Records Unit – 482 calls
  
- Total 23,240 calls (2,905 per week)

# Filing trends I

## ■ Language of the international application:

	2012		Sept. 2013	
English	34,213	77.74%	27,232	78.37%
French	8,612	19.57%	6,528	18.79%
Spanish	1,185	2.69%	986	2.84%

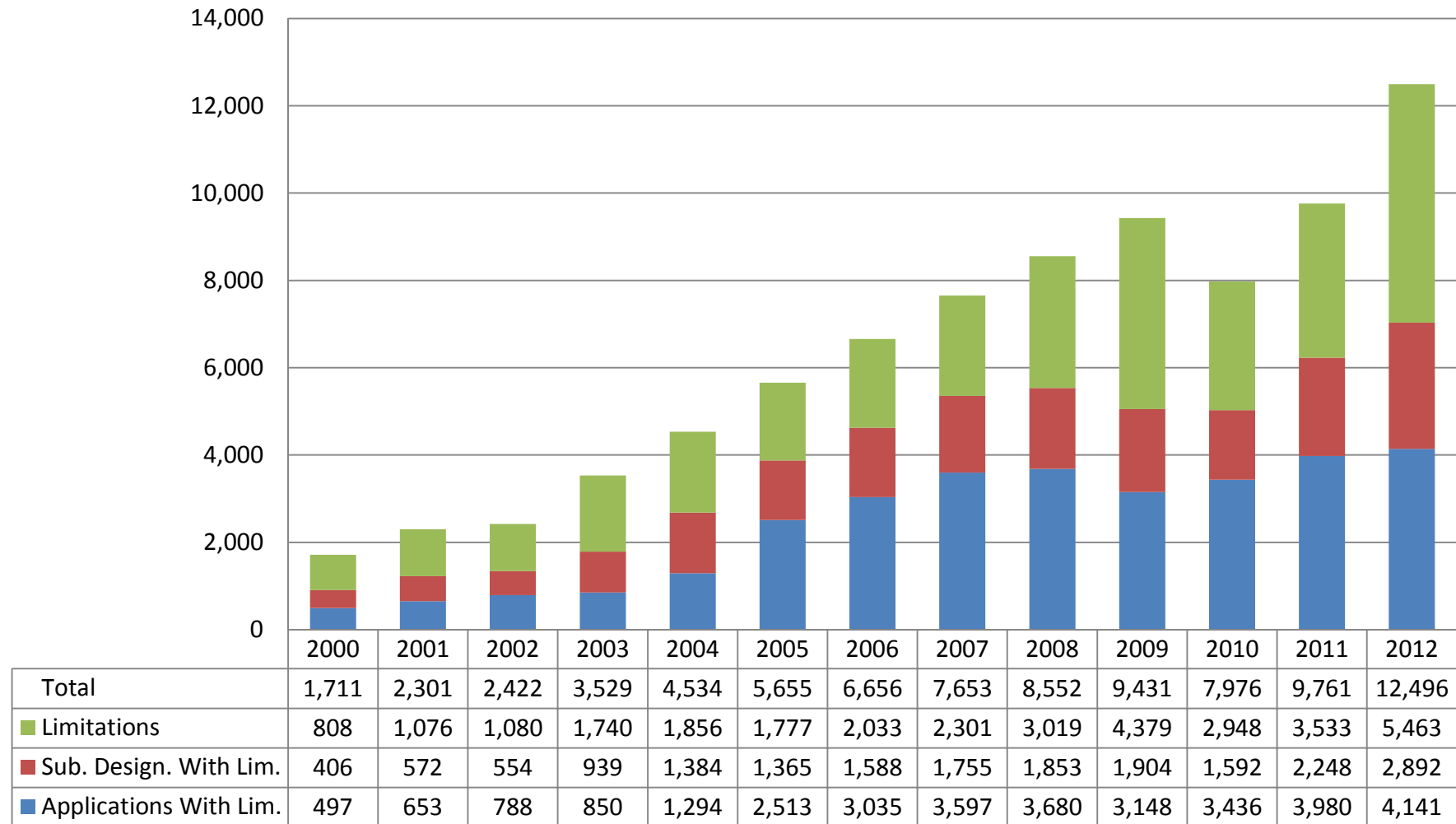
# Filing trends II

- Limitations

- In 2013

- 9.84% of the designations in international applications included a request for limitation
- 18.19% of subsequent designations included a request for limitation

# Filing trends III



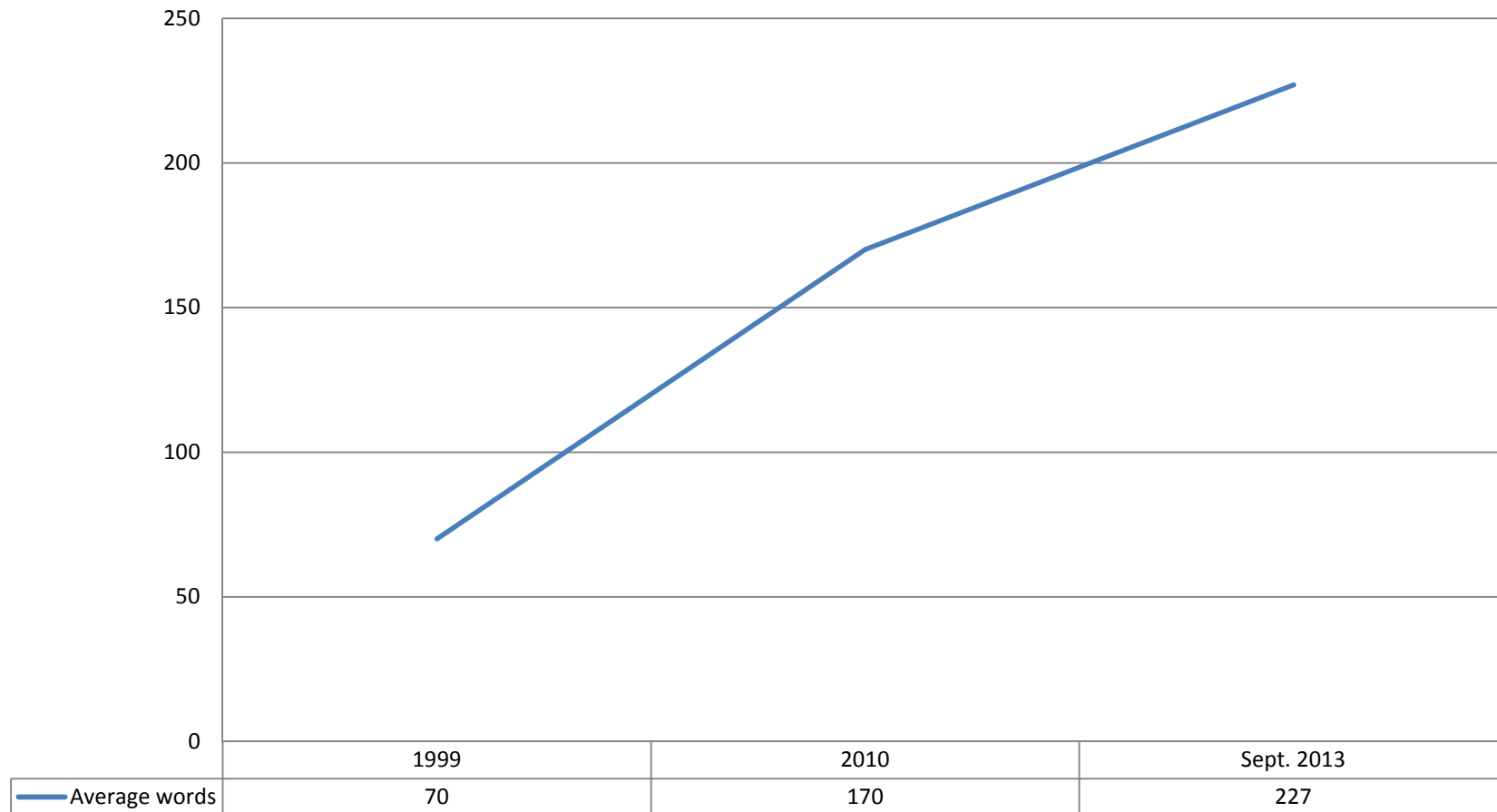
# Filing trends IV

- Length of the list of goods and services in an international application in 2013:

- The average number of words per international application is **227**

- Longest list: approx. **194,000 words**

# Filing trends V – average number of words per international application



# New services I

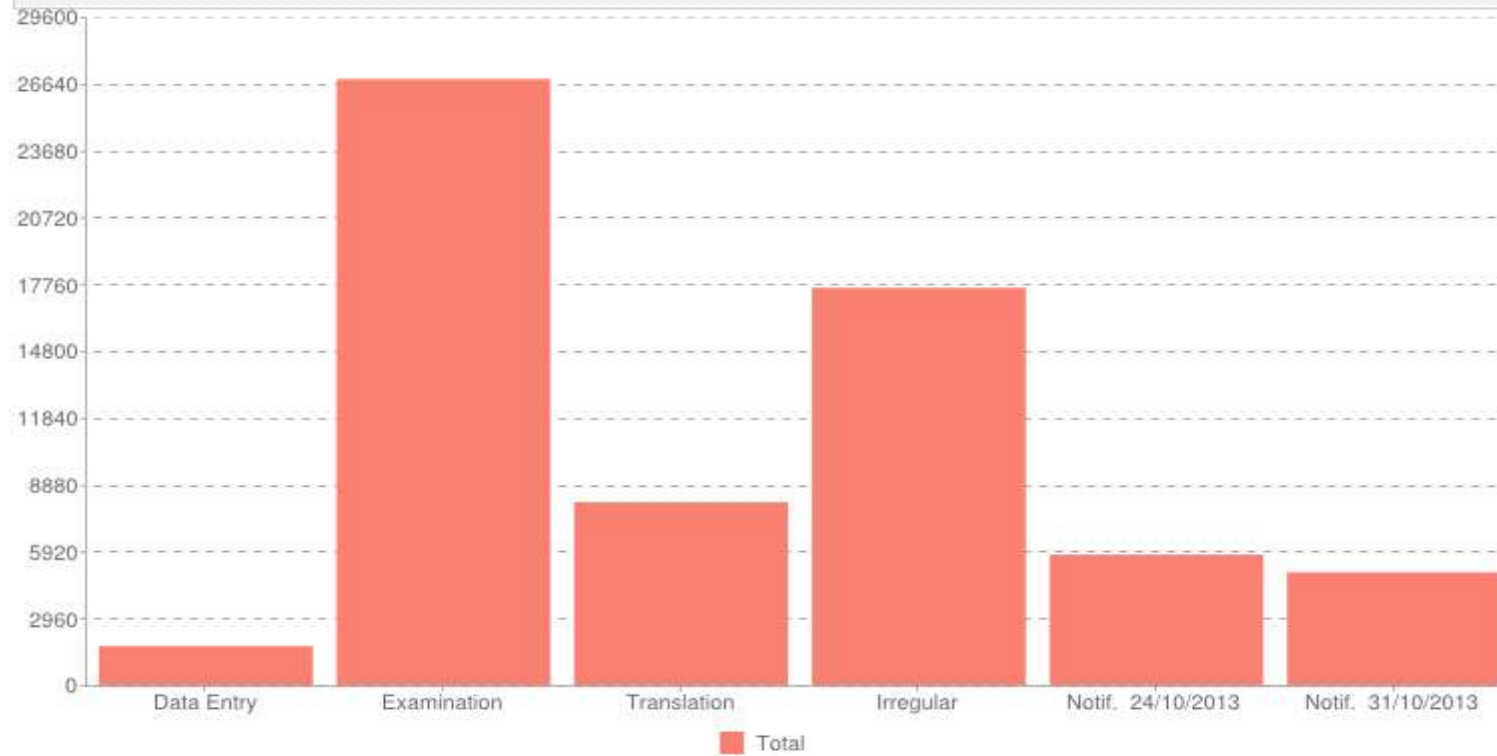
- Statistics - files “in progress”:
  - International applications: status by office of origin
  - Subsequent designations: status by office of the Contracting Party of the holder
  - International applications: status by designated Contracting Party
  - Subsequent designations: status by designated Contracting Party

## International applications: status by designated Contracting Party

Contracting Party

All contracting parties

Submit



CP	Contracting Party	Data Entry	Examination	Translation	Irregular, waiting to be remedied	To be notified on 24/10/2013	To be notified on 31/10/2013	Total
AL	Albania	13	174	59	123	30	29	471
DZ	Algeria	12	99	32	101	17	19	304
AG	Antigua and Barbuda	5	54	13	41	6	5	135
...								
<b>Total</b>		<b>1722</b>	<b>26842</b>	<b>8099</b>	<b>17595</b>	<b>5777</b>	<b>4991</b>	<b>70288</b>



# New services II

- Web forms:

- E-renewal:

**WIPO Marks E-Renewal System**

Please enter your **International Registration Number (IRN):**  (for example: 123456, 123456A) \*

- Subsequent designations:

**Online Subsequent Designation**

Please enter your International Registration Number

IRN

# Client Records Unit – New services

- Detailed certified extract from the International Register: Analysis of the status of an international registration
- Simple certified extract: Certified copies of all entries published in the WIPO Gazette
- **New special services:**
  - Certified copy of a certificate of international registration and of a certificate of its renewal
  - Expedited establishment of a certified extract
  - Legalization of a certified extract
- Requests must be sent to the following address:  
[madrid.records@wipo.int](mailto:madrid.records@wipo.int)

# Other new services

- A new website will launch on November 5, 2013
- Training workshop for Offices
  - 2 sessions per year (spring and autumn)
  - 10 Offices, 20 participants

# IRREGULARITIES

# Types of irregularities

- Classification of goods and/or services – Office of origin
  - Goods and services are not in the appropriate classes or not classified (Rule 12)
  
- Indication of goods and/or services – Office of origin
  - Too vague for the purposes of classification or incomprehensible or linguistically incorrect (Rule 13)
  
- Miscellaneous – Office of origin, applicant or both
  - Signature of the Office of origin, entitlement of the applicant, basic registration/application, priority claim, MM18 Form (Rule 11(4))
  - Fees (Rule 11(3))

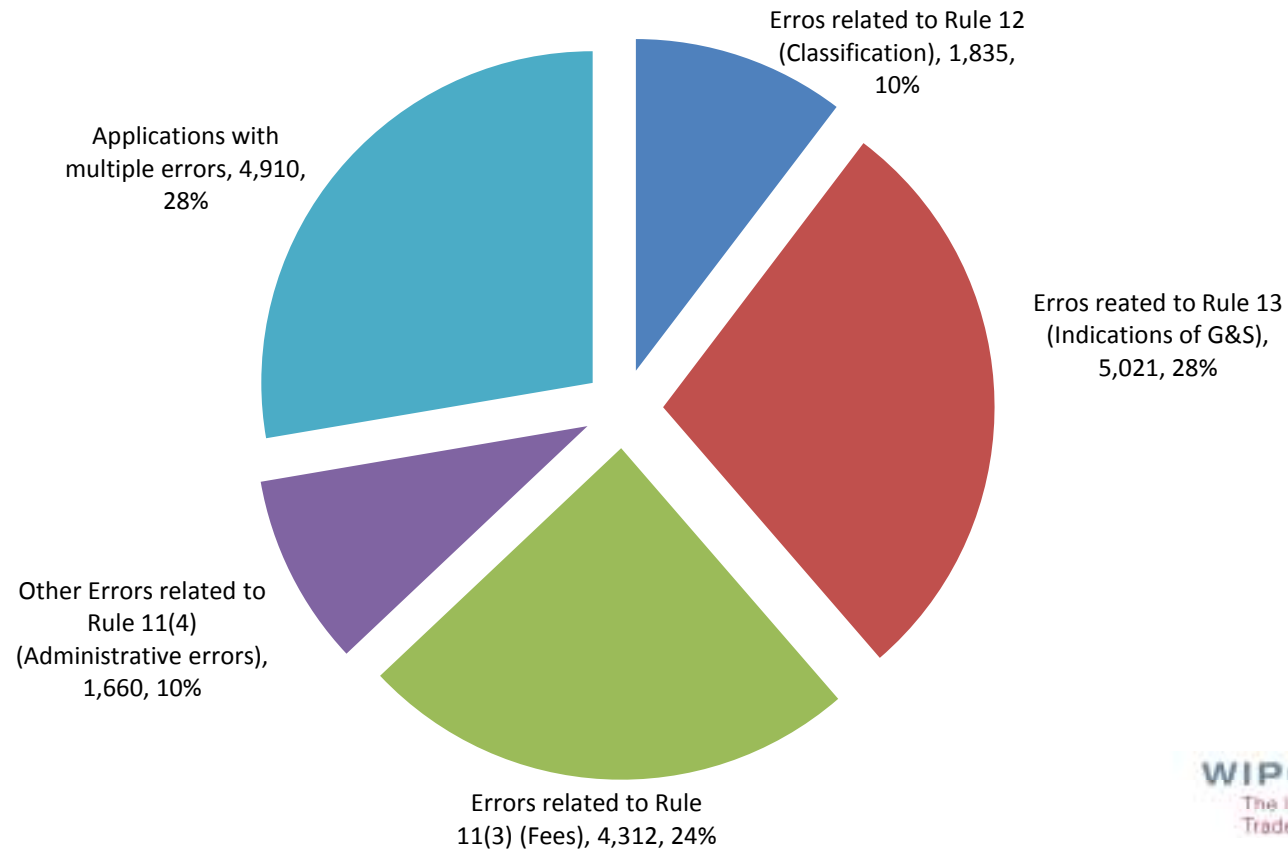
# International Applications - Irregularities

Total Number of International Applications: 44,009

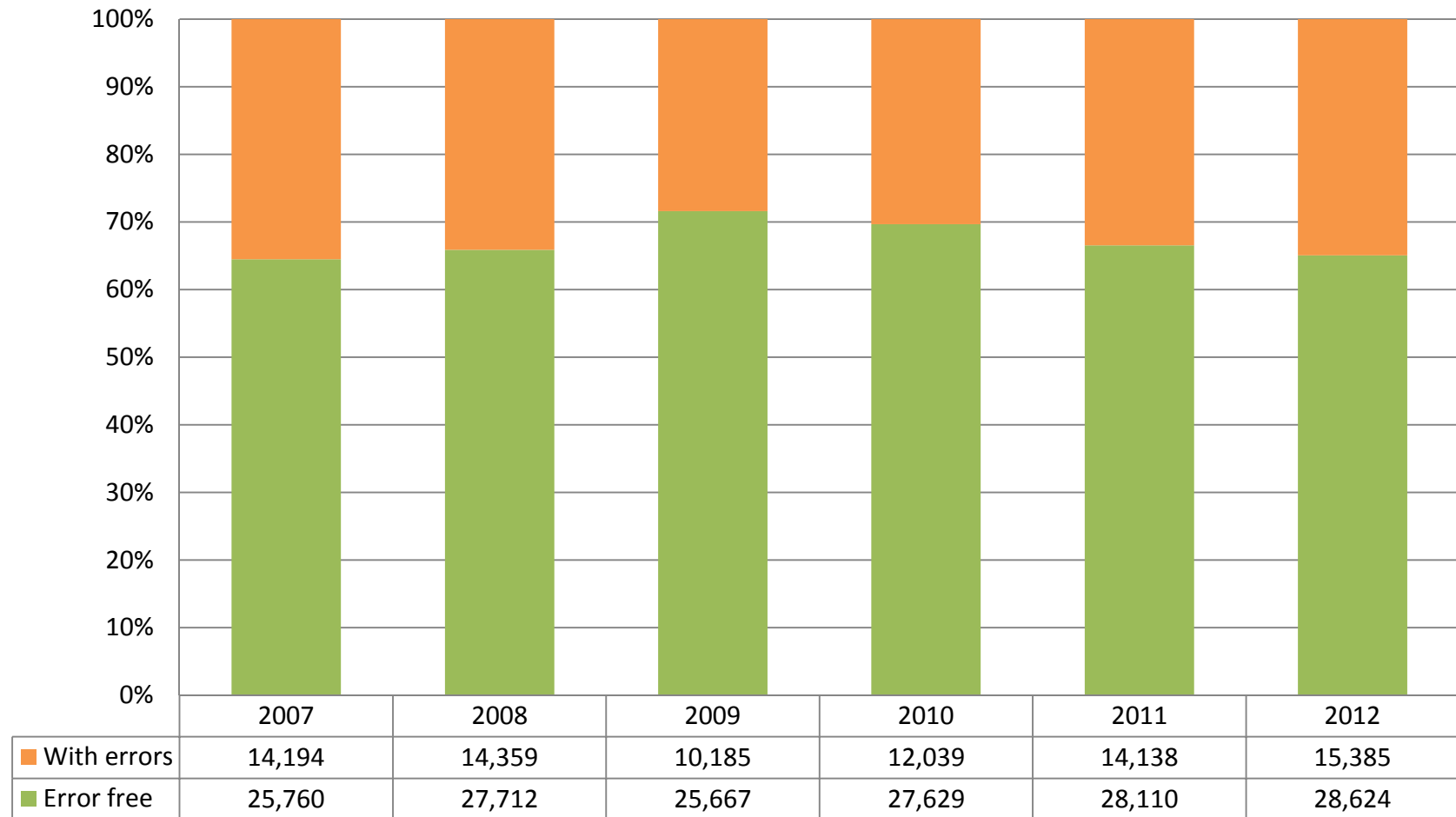


# Breakdown of Irregularity Letters in the Madrid system

International applications filed 44,009  
Total Number of Errors 15,385  
Total Number of Irregularity Letters 17,738

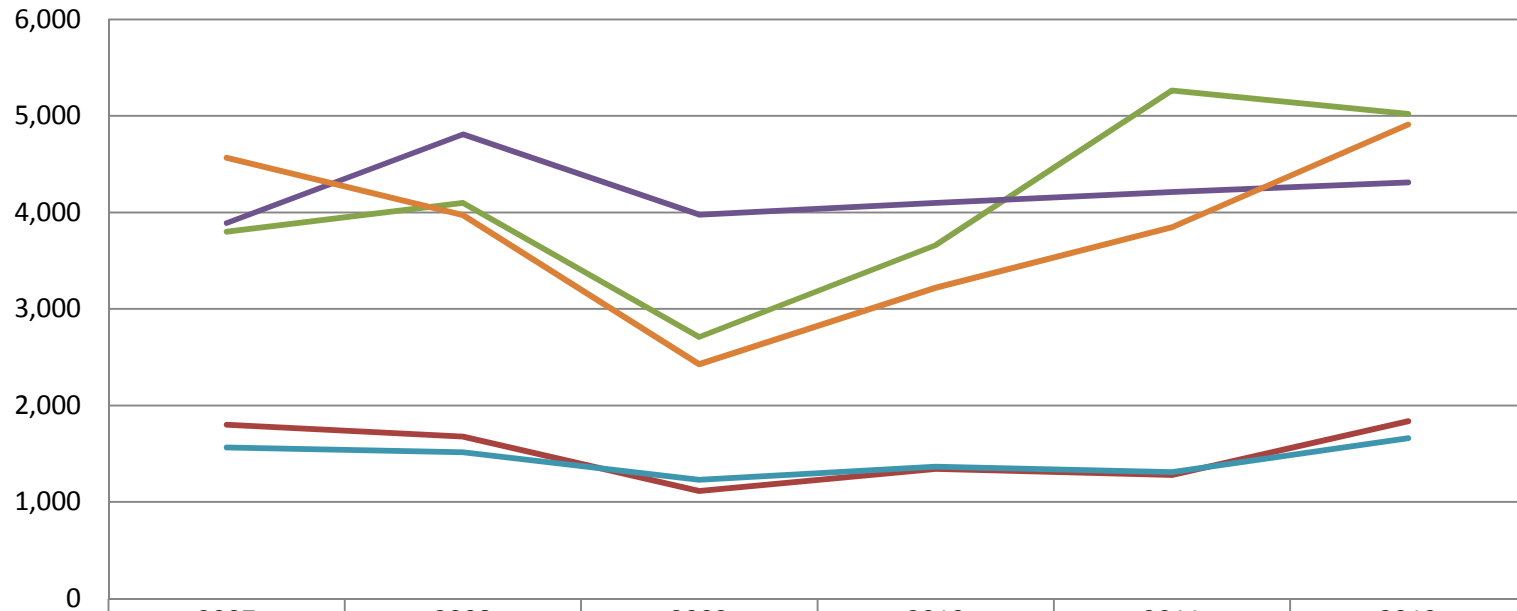


# Irregularities – trends (2007 -2012)





# Irregularities – trends (2007 -2012)



	2007	2008	2009	2010	2011	2012
Total letters	15,618	16,071	11,456	13,683	15,907	17,738
Rule 12	1,799	1,678	1,114	1,342	1,279	1,835
Rule 13	3,801	4,099	2,710	3,659	5,263	5,021
Fees	3,888	4,808	3,976	4,098	4,211	4,312
Other	1,565	1,514	1,228	1,364	1,307	1,660
Multiple	4,565	3,972	2,428	3,220	3,847	4,910



**Thank you!**

Asta Valdimarsdottir  
Director, Operations Division  
Madrid Registry  
(+41 22 338 9120)  
[asta.valdimarsdottir@wipo.int](mailto:asta.valdimarsdottir@wipo.int)