

Program and Budget Committee

Sixteenth Session

Geneva, January 12 and 13, 2011

OVERSIGHT RECOMMENDATION STATISTICS

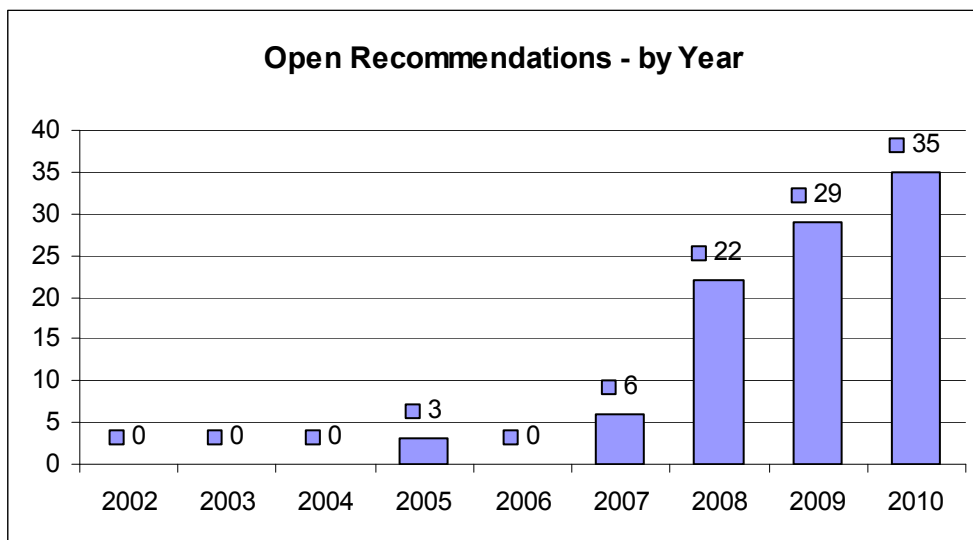
Document prepared by the Secretariat

1. These statistics are based on information provided by Program Managers and are as at January 7, 2011. There are 95 recommendations now recorded as open by Program Managers because they are not yet fully implemented or otherwise closed. This compares with 213 open recommendations recorded as at June 30, 2010. During the period, 51 new recommendations were made and Program Managers closed 169 recommendations.
2. Figure 1 below shows the evolution of open oversight recommendations during the period July 1, 2010 to January 7, 2011.

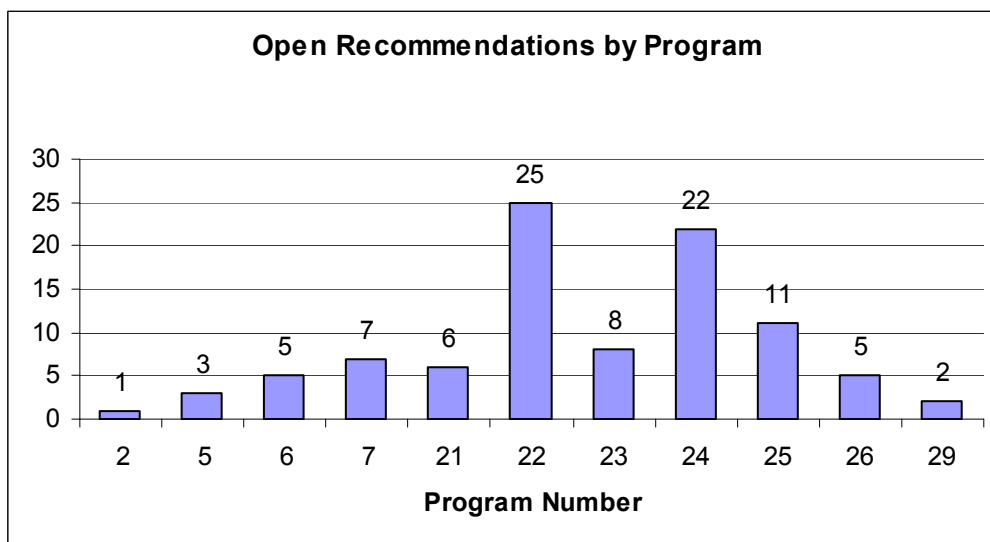
Source	July 1, 2010*			January 7, 2011
Oversight Recommendations from:	Open Recommendations	Recommendations added in the period	Recommendations Recorded as Implemented in the period	Recommendations in-progress
External audit	29	9	23	15
Joint Inspection Unit	4	0	2	2
Internal Audit and Evaluation	116	19	84	51
Ernst & Young	1	0	0	1
Audit Committee	63	23	60	26
Totals	213	51	169	95

* Figure as reported to the 2010 General Assembly in the Summary Annual Report of the Director, IAOD

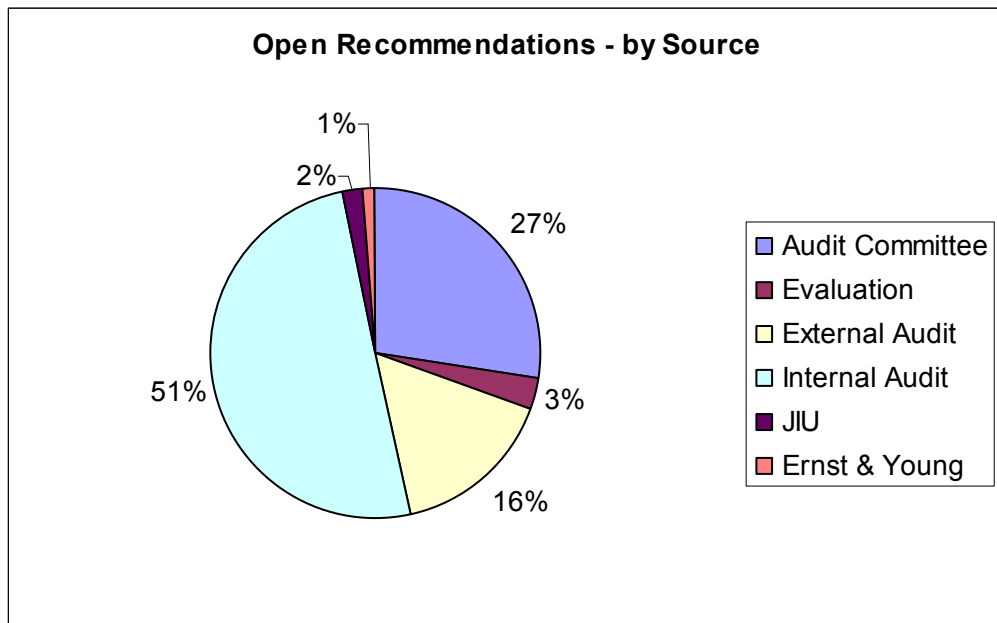
- 3. Since the Audit Committee began its work in 2006 they have made 225 recommendations. Currently, 26 (12%) of accepted recommendations are recorded by Program Managers as requiring further work to implement them fully.
- 4. Figure 2 below details the total number of open recommendations by year:



- 5. Figure 3 details the open recommendations by Program:



6. Figure 4 shows open recommendations by the source of the recommendation:



7. *The Program and Budget Committee is invited to take note of the contents of this document.*

[End of document]