

*The Status of on-going
modernization infrastructure
project and future of work
sharing platform*

Phan Phung Tuan

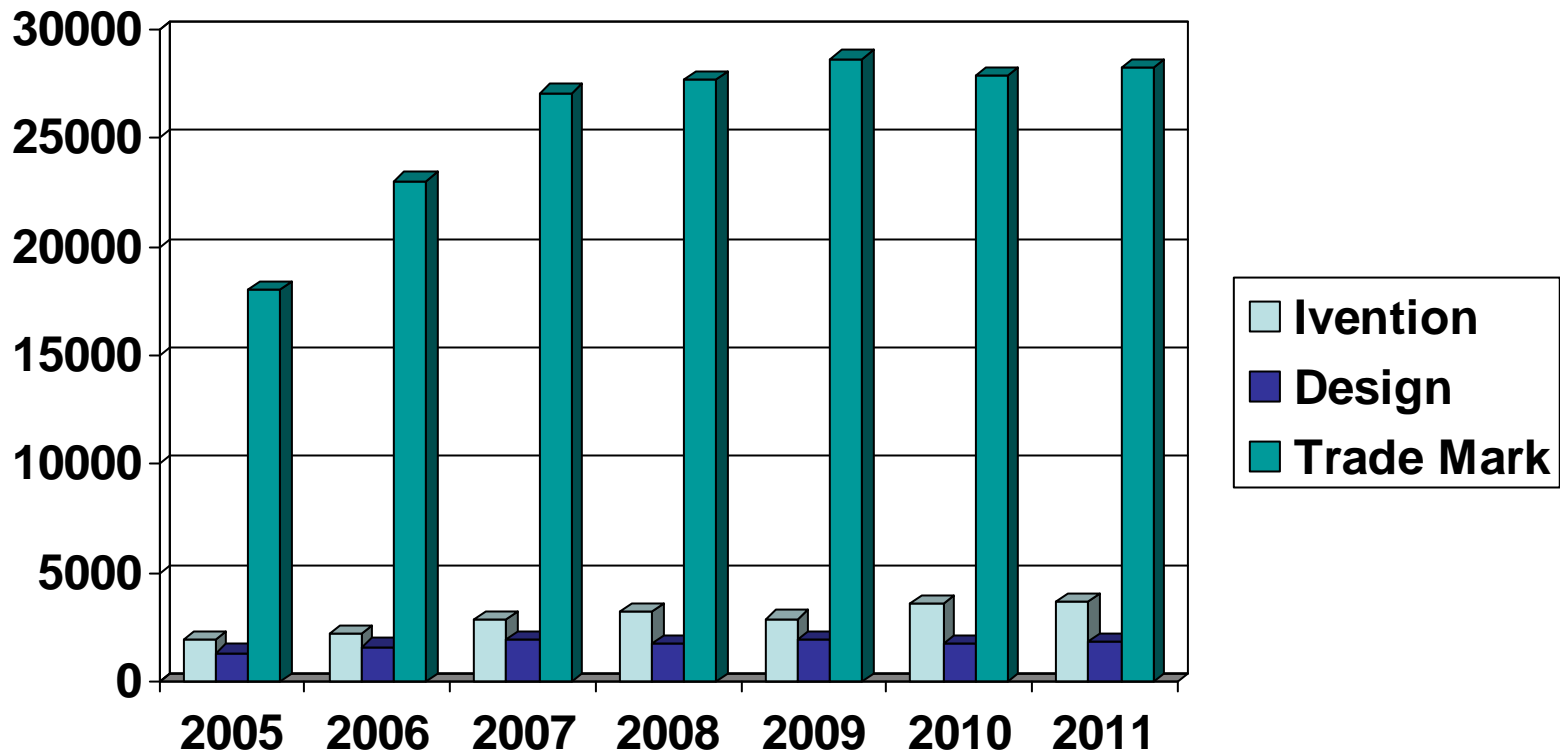
NOIP, Vietnam

E-mail: phanphungtuan@noip.gov.vn

Content

1. Statistics in the field of patents: The number of patent applications (by year, by country of origin)
2. The number of patent examiners
3. The number of examined patent applications (by year)
4. Measures to accelerate patent search and examination
5. Organizational Framework of a division responsible for IT
6. Current status of bibliographic information database
7. Digitization of information on patent applications
8. Plan and/or future perspective on IT and Office Automation

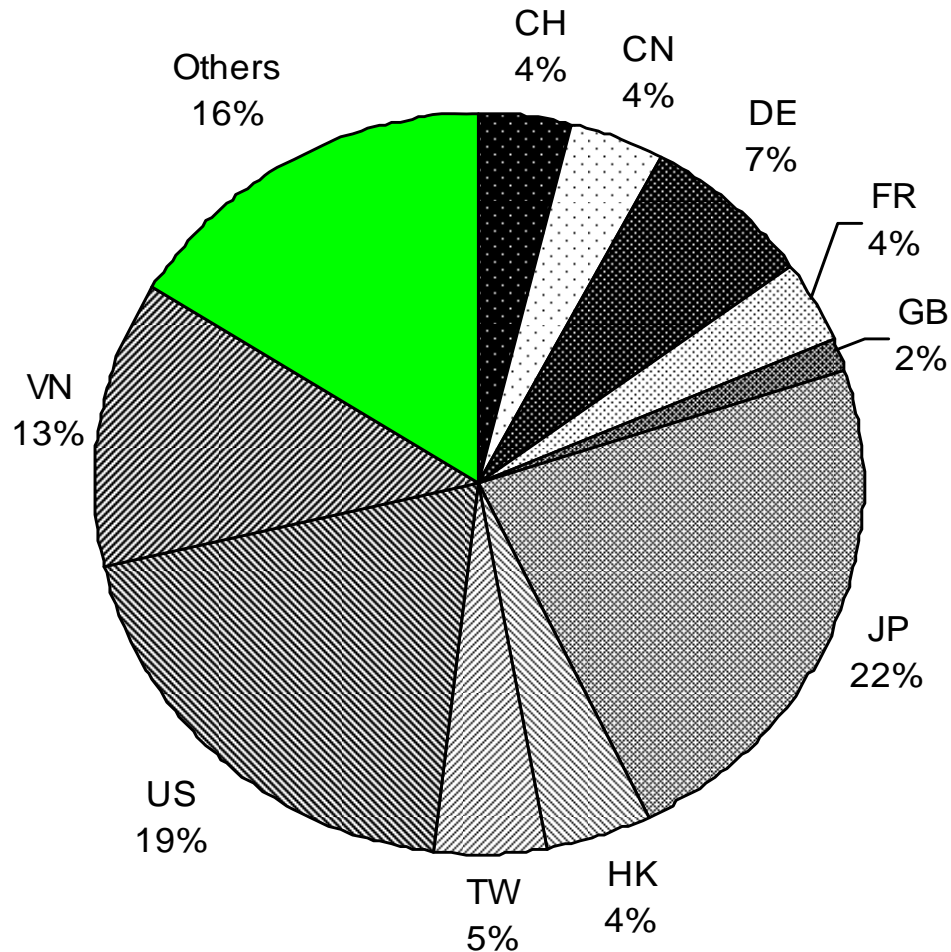
The statistics on application number to NOIP



1. The number of patent applications

	2005	2006	2007	2008	2009	2010	2011
AU	31	31	39	61	36	41	53
CH	93	56	107	135	118	153	154
CN	19	27	63	87	117	139	150
DE	165	185	215	235	195	216	282
FR	74	79	92	120	107	140	144
GB	61	70	83	98	59	71	63
JP	376	357	425	632	632	823	894
HK	67	112	174	175	195	191	173
TW	142	137	247	321	192	202	187
US	523	564	738	692	595	832	765
VN	362	196	339	320	391	521	493
Others	282	588	1063	607	506	552	637
TOTAL	2195	2402	3585	3483	3143	3881	3995

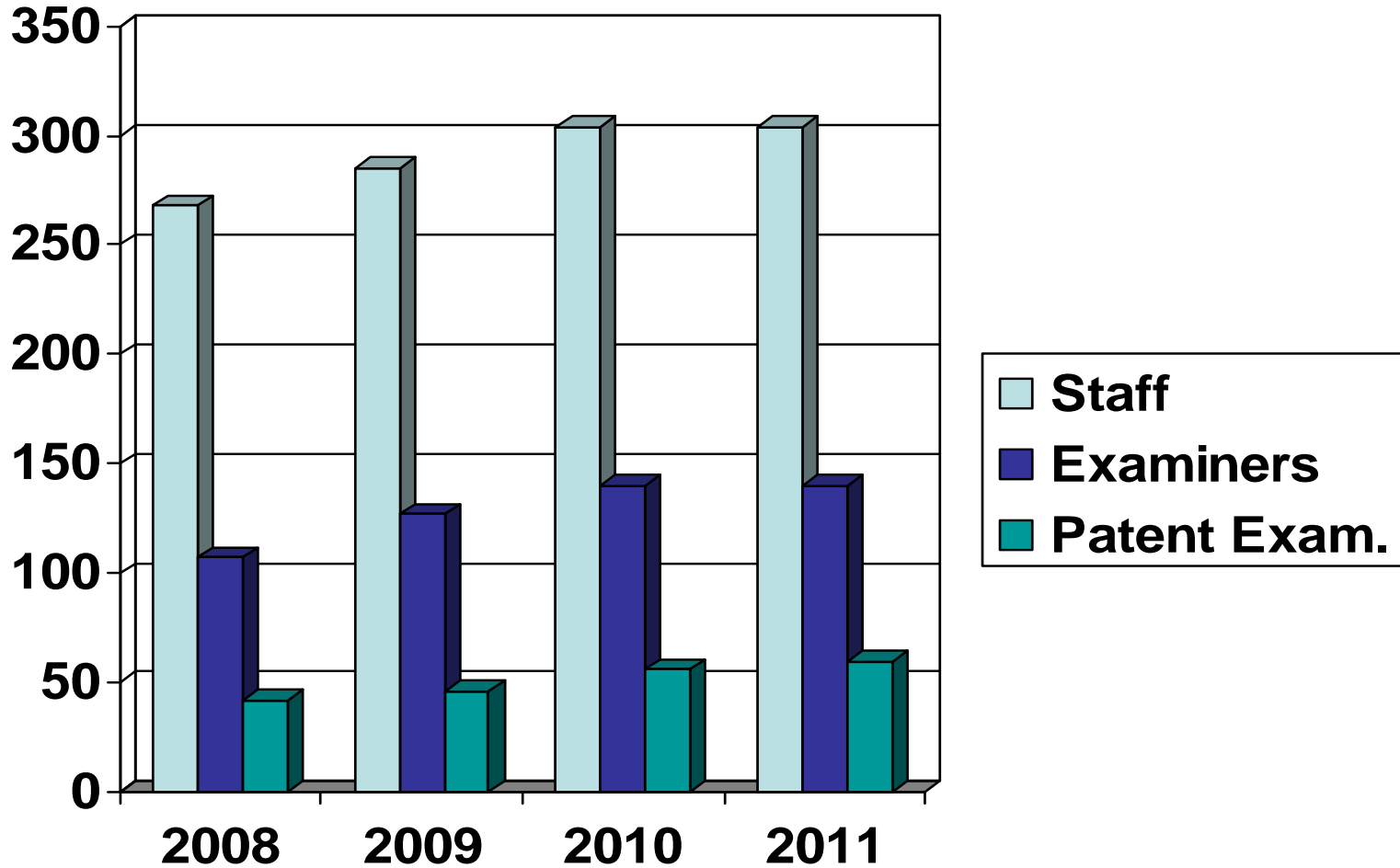
The patent application number by country of origin in 2011



2. The number of patent examiners

	2008	2009	2010	1011
NOIP staff	268	285	304	304
Examiners	107	127	140	140
Patent examiners	42	46	56	60

NOIP manpower



3. The number of examined patent applications (by year)

Year	Grant	Refused	Total
2005	846	194	1040
2006	776	184	960
2007	842	183	1025
2008	802	209	1011
2009	888	375	1263
2010	943	325	1268
2011	1179	581	1760

4. Measures to accelerate patent search and examination

- Employ more staff,
- Cooperation with WIPO, EU on searching
- Cooperation with other IP offices (JP, CN, KR, DK...) for training examiners
- Use examination result from developed countries, use AIPN of JP
- Define norm for examiners

5. Organization of division responsible for IT

Deputy Director General

Director of IT Division

Head of Hard ware and network

Deputy Director of Division,
Head of application systems

1 engineer + 2 technicians

6 engineers

6. Current status of bibliographic information database

	Before 2001	2001	2002	2003	2004	2005	2006	2007	2008	2009	2010	2011	Total
Patent Application	7779	1419	1325	1434	1456	1853	2118	2625	2867	2602	3525	3681	32684
Patent Registration	1746	762	728	770	698	667	669	725	666	706	822	984	9943
Utility Solution App.	656	85	133	124	164	252	237	224	282	251	299	307	3014
Utility Solution Reg.	244	26	47	55	69	74	70	85	75	64	58	69	936

7. Digitization of information on patent applications

- IP Administration System (IPAS)
- Scan application documents (dossier),
- OCR to text for bibliographic information
- Other functions ...

8. Plan and/or future perspective on IT and Office Automation

- E-filing
- The Public Key Infrastructure in Vietnam
- Electronic dossier

Thank you
Question?