



Search and Examination Reports and Notifications from IPAS

Keletso Desiree Linchwe
Fellow, IP Offices Business Solutions Division

Overview

- INTRODUCTION
- IPAS CONFIGURATION...EXAMINATION REPORTS AND NOTIFICATIONS IPAS
- IPAS Designer, Workflows
- OUTPUT ON THE USER INTERFACE
- OUTPUT DOCUMENTS CONT
- MERGE FIELDS: OUTPUT
- CONCLUSION

INTRODUCTION

Before an office word document, e.g Examination Report, can be available as an option on the drop down list of IPAS, It first has to be configured on the System using one of the WIPO IPAS Tools called:

IPAS Designer

IPAS CONFIGURATION...EXAMINATION REPORTS AND NOTIFICATIONS “ *Office Notifications coming out from the system? How come? What Information does it have?* ”

IPAS can programmatically create, modify, extract and replace all document element including sections, headers, footers, images, text, tables, etc...

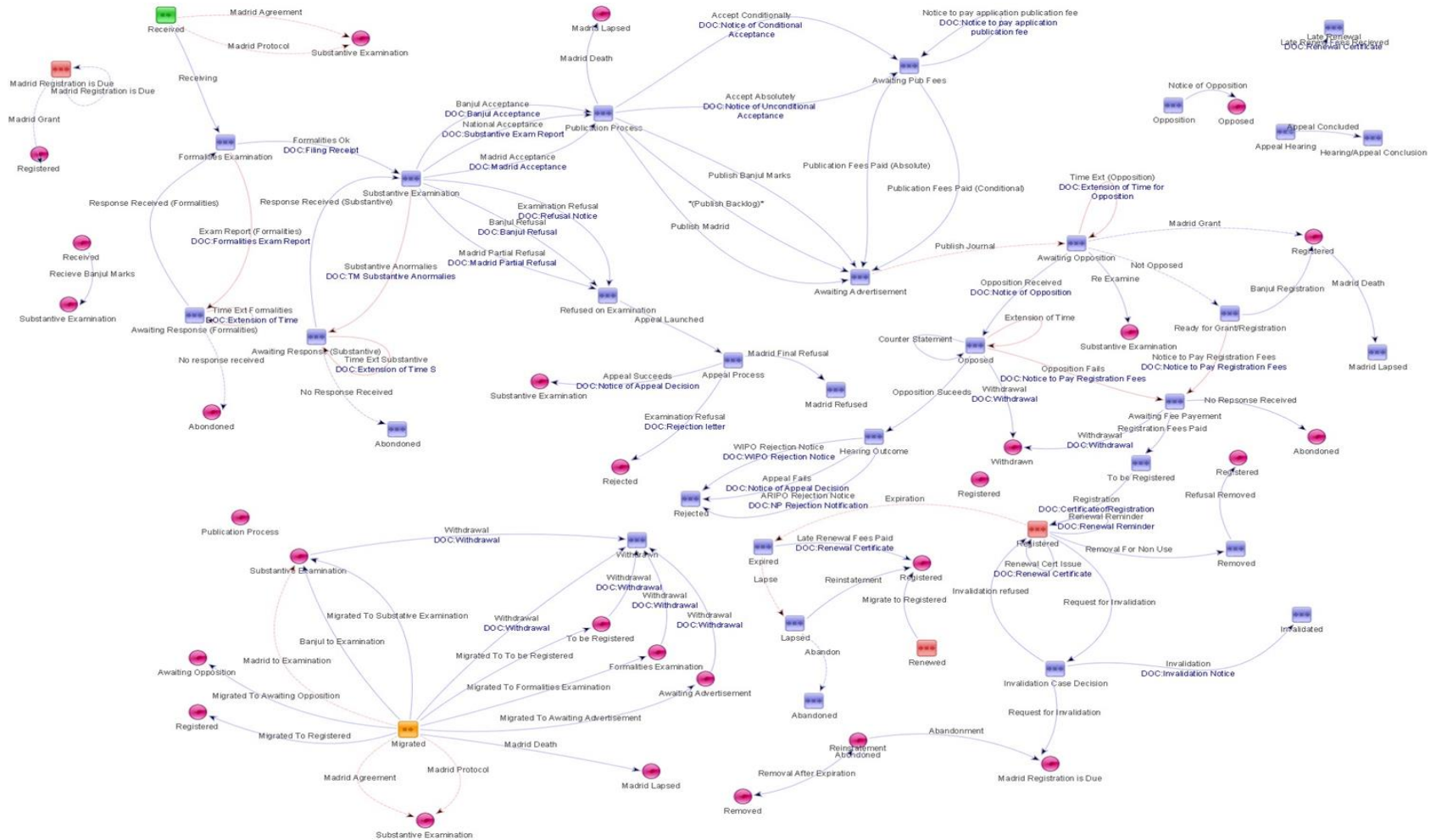
The above features are used by IPAS Java to allow not only simple text but more sophisticated processing like inclusion of images and tables in an output field. These features are especially useful for the inclusion of trademark logos in documents like ***Examination Reports, Notifications and Journals***

The generated documents can either be stored locally in the file system in cases of journal generation or the output coming out directly from a client computer, e.g.. In the up coming example of formalities ok, a filing receipt word document comes out from the client machine

Through IPAS Designer, the location of these Mail Merge Word files must be configured so that the IPAS System knows where to get a particular Word output Document and extract data from the database based on the configured Mail Merge.

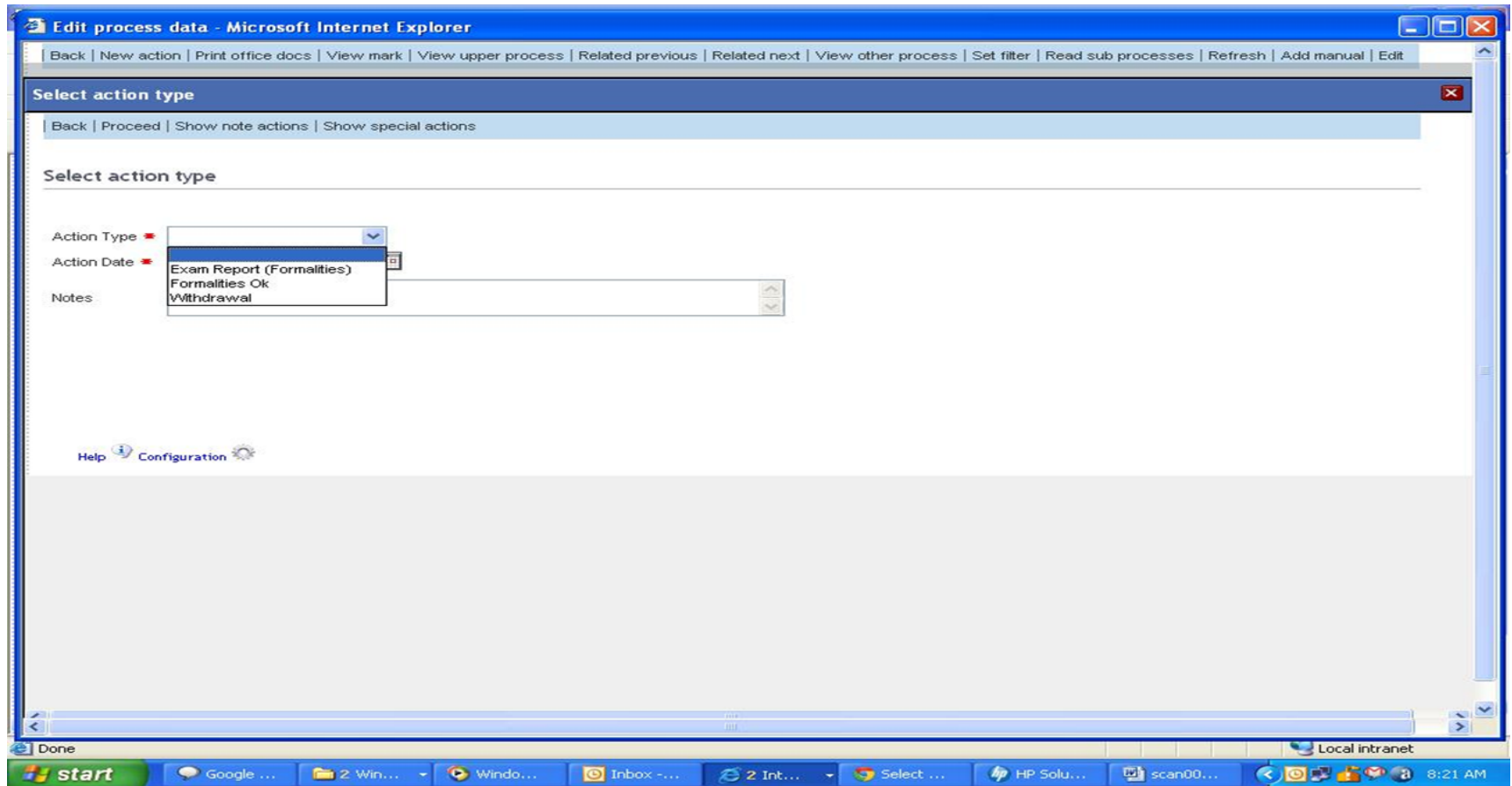
IPAS Designer, Workflows

Before the Examination Reports can be configured on the system, there has to be a workflow created via this IPAS Designer, below is an example of a workflow



OUTPUT ON THE USER INTERFACE


Formalities Examination” The Actions (The Arrows) you have seen in the previous slide are actually on the Dropdown list on the user Interface side where the user has options of which action to take and in some of these actions n the output documents like Examination Reports can be attached.



OUTPUT DOCUMENTS CONT...

Going back to our previous example of “formalities ok” action where an office document output of “filing receipt” is produced the Mail Merge Configuration is shown below, next to it is the output that you see on your IPAS User Interface

TELEPHONE: 3188754/3673700 FAX: 3188130 WEBSITE: www.mfi.gov.bw EMAIL: roc@gov.bw		REGISTRAR OF COMPANIES AND INTELLECTUAL PROPERTY P O BOX 102 GABORONE
REPUBLIC OF BOTSWANA ALL CORRESPONDENCE TO BE ADDRESSED TO THE REGISTRAR		
TRADEMARK FILING RECEIPT		
File Number:	«app_file_id»	
Applicant:	«app_owner_name» «app_owner_address»	
Mark:	«app_name»	
Class(es):	«app_applied_classes_no_detail»	
Revenue Receipt No:	«action_notes1»	
Agent	«app_service_name» «app_service_address»	Agent's ref: «action_notes2»
Received by:	«action_user_name»	Signature: _____

WEBSITE: www.mfi.gov.bw EMAIL: roc@gov.bw		GABORONE
REPUBLIC OF BOTSWANA ALL CORRESPONDENCE TO BE ADDRESSED TO THE REGISTRAR		
TRADEMARK FILING RECEIPT		
File Number:	BW/M/ 2013/00725	
Applicant:	LEONARD DINGLER (PROPRIETARY) LIMITED Corner Christopher Street and Siding Avenue, Boksburg East, Johannesburg, South Africa	
Mark:	WILSON'S TOP MILL	
Class(es):	34	
Revenue Receipt No:	<p>29986</p>	
Agent	MAKUYANA LEGAL PRACTICE P O BOX 40142, Gaborone	Agent's ref: Rankoro/tm/2915
Received by:	Esther M. Ngandwe	Signature: _____

MERGE FIELDS: OUTPUT

Formalities Examination

Examination Report

Office Notifications

Process Groups

Output Through Process Groups

CONCLUSION

As Examiners, one of your roles is to ensure that there is Data Integrity on your system which is also consistent with the integrity of data in your physical files. Therefore it is important to use ONLY IPAS for the generation of Search, Examination Reports and Notifications

Thank You