

CPC Update for IPC/CE 55

March 2024, Geneva

F16M11/2042

•••• {constituted of several dependent joints}

F16M11/205

••••• {the axis of rotation intersecting in a single point e.g. gimbal}

A growing CPC community

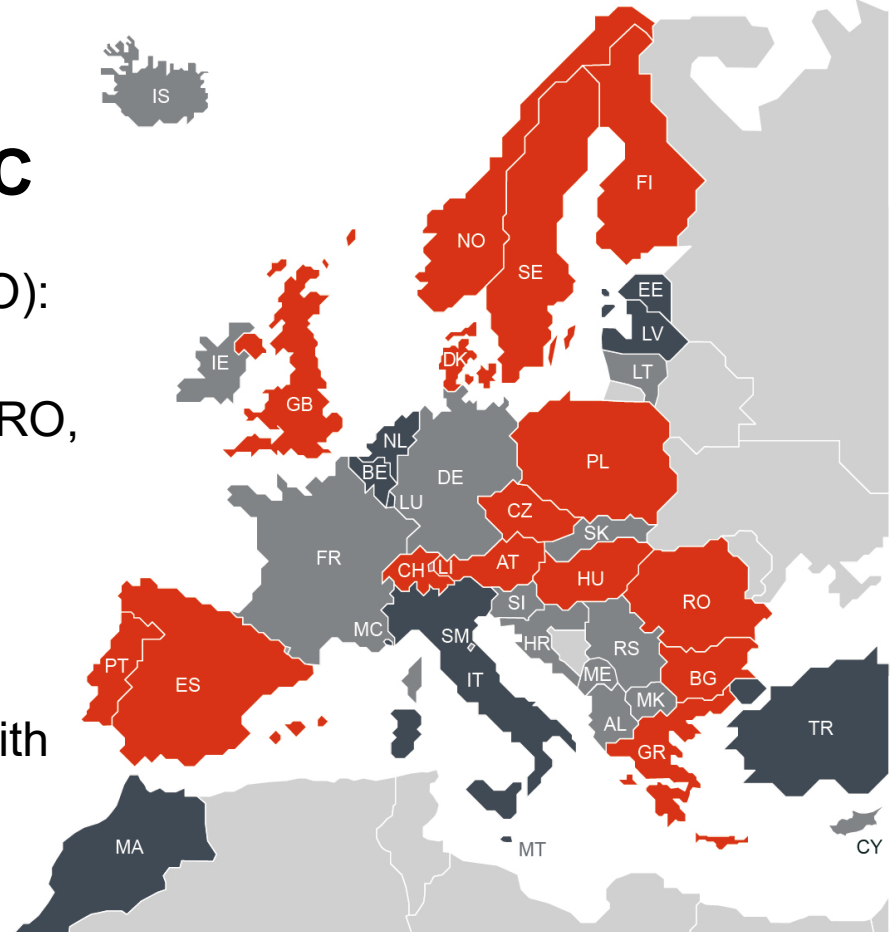
From a bilateral initiative to a global international classification system

From 2 to 38 CPC offices: a growing CPC community

- There are now 38 offices in the CPC (including the EPO and USPTO):
AT, AR, AU, BE, BG, BR, CA, CH, CL, CN, CZ, DK, EA, EE, ES, FI, GB, GR, HU, IL, IT, KR, LU, LV, MA, MC, MX, NL, NO, PE, PL, PT, RO, RU, SE and TR
- **Morocco** and **Bulgaria** joined the CPC in 2021
- **Peru** joined the CPC in April 2022
- **Monaco** and **Belgium** joined the CPC in July 2022
- **Italy** joined the CPC in September 2022
- **Luxembourg** joined the CPC in December 2022
- **Latvia** joined the CPC in February 2023

23 EPO member states and 1 validation state in the CPC

- **23 EPO member states** (besides the EPO):
AT, BE, BG, CH, CZ, DK, EE, ES, FI, GB,
GR, HU, IT, LU, LV, MC, NL, NO, PL, PT, RO,
SE and TR
- **1 validation state: MA** (Morocco)
- **Poland started exchanging CPC data with the EPO in May 2022. Since 1 January 2023, all fields are covered**



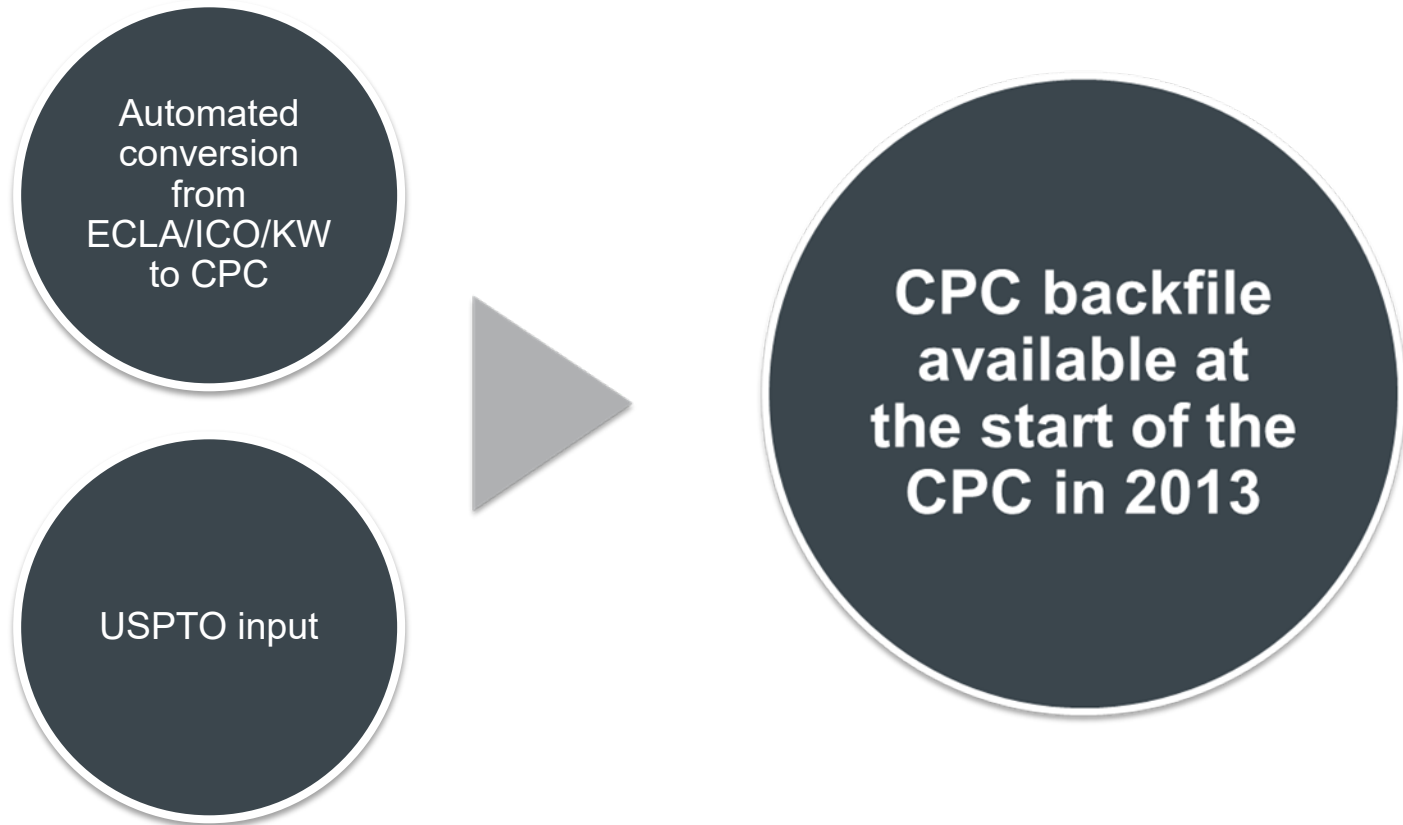
Source: European Patent Office 02.2023

■ National offices in the CPC

■ Offices in the CPC whose data is loaded in EPO's databases

CPC data coverage

CPC backfile



CPC coverage of systematically classified collection (1 January 2024)


Country	Country Code	Total number of applications	Number of applications classified in CPC	% applications classified in CPC
EPO	EP	4.289.454	4.287.613	100,0%
United States	US-A + US-B Docs	14.536.483	14.530.489	100,0%
Austria	AT	1.014.857	742.087	73,1%
Belgium	BE	595.426	563.082	94,6%
Switzerland	CH	723.634	587.467	81,2%
Germany	DE	6.031.882	5.396.755	89,5%
France	FR	2.517.021	2.499.514	99,3%
United Kingdom	GB	2.452.916	2.203.928	89,8%
Luxembourg	LU	68.644	67.675	98,6%
The Netherlands	NL	563.144	550.701	97,8%
ARIPO	AP	5.538	4.301	77,7%
Australia	AU	1.651.889	1.339.916	81,1%
Canada	CA	2.672.686	1.538.939	57,6%
OAPI	OA	13.433	13.236	98,5%
WIPO	WO	4.751.388	4.744.278	99,9%
TOTAL		41.888.395	39.069.981	

CPC data sent by 22 CPC offices (1 January 2024)

Country	Country Code	Number of publications classified in CPC	Number of applications classified in CPC by national office
Australia	AU	1.339.916	21.262
Austria	AT	742.087	18.094
Bulgaria	BG	14.831	0
Brazil	BR	605.461	42.800
China	CN	14.818.679	10.135.035
Czech Republic	CZ	52.133	8.005
Denmark	DK	325.900	3.630
EAPO	EA	56.390	9.399
Finland	FI	128.927	17.735
Greece	GR	58.542	8.426
Hungary	HU	111.203	2.581
Israel	IL	150.595	43.669
Korea	KR	4.467.302	4.251.137
Mexico	MX	338.715	1.646
Norway	NO	188.702	14.742
Poland	PL	226.146	2.336
Portugal	PT	138.939	1.747
Romania	RO	17.643	1.024
Russian Fed.	RU	445.910	218.867
Spain	ES	841.125	43.634
Sweden	SE	343.039	152.197
Switzerland	CH	587.467	8.434
United Kingdom	GB	2.203.928	205.644
	TOTAL	27.962.603	15.212.044

EPO core collection

- + CPC data from other offices
- + Family propagation
- + 1.5 Million NPL documents



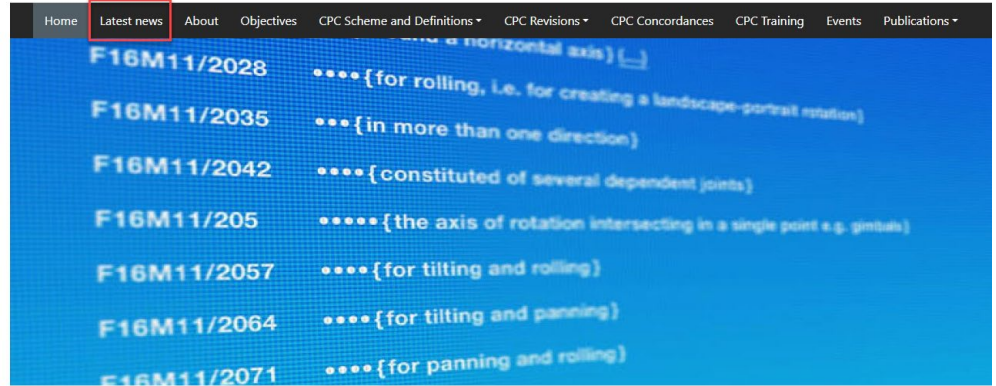
72.8 million documents are now classified in the CPC (1 January 2024)

A dynamic CPC scheme

Keeping CPC updated with on-going technological developments

CPC Release Schedule

- Three to four releases per year
- Announced under "Latest News" section on www.cpcinfo.org



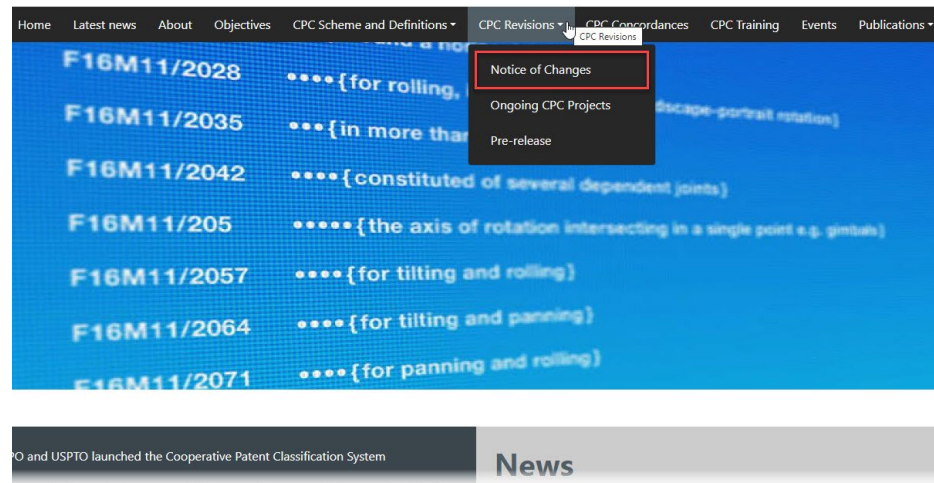
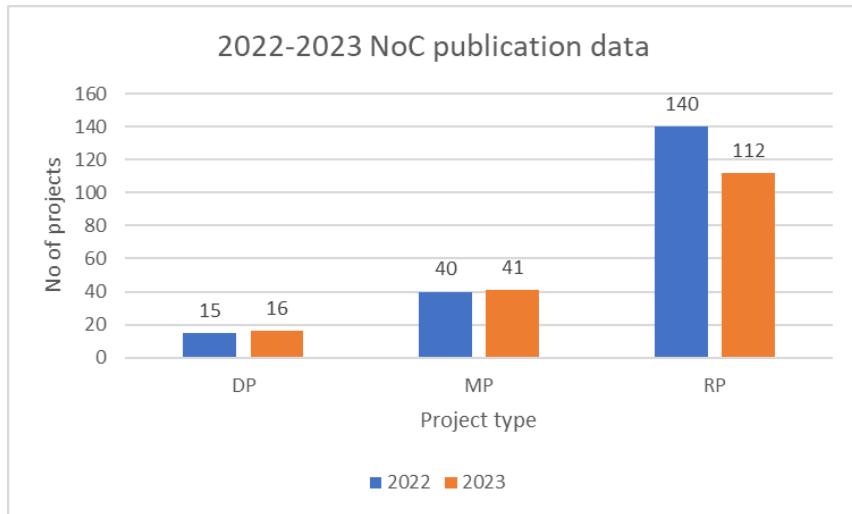
- Three CPC releases in 2024:
 - 1 January 2024* CPC 2024.01
 - **1 May 2024** **CPC 2024.05**
 - 1 August 2024 CPC 2024.08



* No February 2024 CPC release. All IPC scheme changes were included in January 2024 CPC release

CPC notices of changes (NoC) – 2023:

Year	RP	MP	DP
2023	112	41	16



Reclassification efforts at the USPTO and the EPO:

- After CPC revisions **group inventories need to be reclassified** accordingly; this constitutes the maintenance of the system, which is carried out by the USPTO, the EPO and other CPC offices.
- EPO's and USPTO's goal is to reclassify documents **within a year** past the publication date of their respective CPC releases.
- EPO and USPTO work to reclassify as many families as possible to minimize the reclassification workload of other offices.

Thank you for your attention!

More info?

www.cpcinfo.org

cpc@uspto.gov

cpc@epo.org

USPTO specific updates

USPTO initiative

- USPTO has been exploring the use of AI/ML in classification of applications
- Currently being used to identify which of the CPC symbols assigned to an applications are relevant to the claims
- Further assessment and work being done on assigning CPC classification picture to application